



# The LAUREL

Connecticut  
Master  
Gardener  
Association  
Newsletter

Winter 2017 Volume 30, No. 1

## Symposium XXIV ***Landscape by Design, or not*** March 18, 2017

The 24th annual CMGA symposium will be held at the Connecticut College Crozier-Williams building in New London, CT. Please join us! The price remains the same as it has been for many years. Register by flyer received in the mail, or online at [www.ctmga.org](http://www.ctmga.org).

Registration begins at 8:00. Opening remarks are followed by our keynote speaker in the main auditorium at 9:00. The morning session will begin at 11:00. Lunch at noon is an assortment of wrap sandwiches (including vegetarian), green salad, assorted chips, assorted cookies, apples and beverages. The afternoon session will begin at 1:30. Our closing speaker will speak at 3:00. Don't forget to check out our vendors and the silent auction (bidding ends at 1:00). Session descriptions are on page 3.



**Keynote Speaker: Julie Moir Messervy**  
**"LANDSCAPING IDEAS THAT WORK "**

Julie's lecture will provide a host of visual ideas as well as design tips, before and after images, case studies, and essential information to initiate the process from thinking 'big picture' about your property down to the details.

**Closing Speaker: Bill Cullina**  
**"FROM EMERALD CARPET TO AMBER WAVE:  
SERENE AND SENSUOUS PLANTS FOR THE GARDEN "**  
Dan's lecture will introduce some of his favorite texturally rich and visually delectable native ferns, grasses and sedges.



# Officers 2017

<b>President:</b>	Tracy Burrell president@ctmga.org
<b>V-President:</b>	Open
<b>Treasurer:</b>	Paula Russo info@ctmga.org
<b>Secretary:</b>	Jean Fletcher info@ctmga.org
<b>Membership:</b>	Maureen Gillis cmga@comcast.net

## Board of Directors:

Tracy Burrell	Marge Bingham
Alicia Cornelio	Jean Fletcher
Rebecca Foss	Paul Grimmeisen
Theresa Hennessey	Kim Kelly
Katherine Kosiba	Margaret McElroy
Diane Ostheimer	Paula Russo
Pat Taylor	Toni Leland

<b>CMGA website:</b>	www.ctmga.org
<b>The Laurel:</b>	cmganews@gmail.com Alicia Cornelio (Editor)

## Master Gardener Program Coordinators

**Bartlett:** TBD  
203-207-3262

### (by County):

**Fairfield**  
203-322-6971

**Hartford:** Sarah Bailey  
sarah.bailey@uconn.edu

**Litchfield:** David Lewis  
david.lewis@uconn.edu

**Middlesex:** Gail Kalison Reynolds  
gail.reynolds@uconn.edu

**New Haven:** Judith Hsiang  
judith.hsiang@uconn.edu

**New London:** Paul Armond  
paularmond@uconn.edu

**Tolland:** Jean Madden-Hennessey  
jeanmarie.madden-hennessey@uconn.edu

**Windham:** Deb Lee  
deborah.2.lee@uconn.edu

**UConn Home & Garden Education Center:**  
877-486-6271 www.ladybug.uconn.edu

**State Coordinator for the MG Program:**  
Sarah Bailey  
860-570-9010 sarah.bailey@uconn.edu

**The Laurel** is published four times a year for Connecticut Master Garden Assoc. members. Please send news, photographs and calendar items by email to [cmganews@gmail.com](mailto:cmganews@gmail.com)

**Deadlines for publication are January 1, April 1, July 1, and October 1**

Copyright © 2017 by  
the Connecticut Master Gardener Association

## President's Message

Happy New Year! This issue of The Laurel is like those beautiful seed catalogs you poured over while the snow fell: thick – 16 pages long. It includes a fascinating article on bird baths, our newest MG graduates, and a reminder that a bountiful and busy spring is just around the corner with all the details of our March Symposium. There is an incredible lineup of speakers that we know will help make your gardening year the best ever! With so many wonderful items to explore in this issue, I'm going to keep my letter short and just note a few things:

Congratulations Sarah Bailey, welcome back Sandi Wilson, thank you Shynyn Siegel, Paul Cusson, Florie Ricciuti and a fond farewell to Susan Munger – not only was Susan the New London County MG Coordinator for over a decade, she was also a past editor of The Laurel. Good luck to you all!

CMGA has provided more to our members each year. In order for us to continue to expand and improve our services, we need your help. You can serve on the Board, volunteer from home or join us for events like the Symposium or the Summer Garden Safari. Your time counts as outreach hours so if you've ever thought about supporting your fellow MGs and the Master Gardener program by volunteering for CMGA, this is a great time to get involved. Please join us - there's always something interesting going on. It's great way to give back to the program and, more importantly, to spend time with those who truly understand you – your fellow gardeners!

Lastly, as you consider your gardening goals for the year, think about your goals within the MG program – you may just be one AMG class or a few hours away from the next level in the program. Can you help out at the Extension offices, answer questions at an agricultural fair or mentor a project? Swing by your Extension office sometime, stop in and see what's going on!

Tracy Burrell, President

## Breakout Sessions at the 2017 Annual Symposium

**Nancy DuBrule-Clement** is owner of Natureworks, a specialty organic garden center and landscape design, installation and maintenance business in Northford, CT. Her work includes classes, lectures, weekly e-mails, and free workshops throughout the growing season at the garden center. Nancy's lecture entitled **THE BOOKENDS OF THE GARDENING YEAR: PLANTING FOR EARLY AND LATE SEASON POLLINATORS** will focus on plants that bloom in February to April as well as October to November, two critical time periods for our native pollinators. It is a great boon to gardeners who need all the color they can get at those two extremes of the growing season!

**Dan Furman** is co-owner of Cricket Hill Garden, a specialty nursery and forest farm in Thomaston, CT. He has worked to expand their peony production program as well as diversify the stock grown to include unusual landscape and forest edibles. Dan's lecture **UNUSUAL LANDSCAPE EDIBLES FOR CONNECTICUT** will focus on the various types of fruit and berries which grow well in our climate. He will highlight information on pawpaws, persimmons, quince, Asian pears and elderberries. Plant cultivation as well as pest and disease issues will be reviewed with an introduction to propagation.

**Dan Jaffe** is Propagator and Stock Beds' Grower at New England Wild Flower Society who considers himself a practical botanist, blending botany and horticulture into a cohesive unit. Native plants and ecology are his strongest passions. Dan's lecture will be on **DESIGNLESS GARDENING**. Look to nature for your inspiration. What clues can you take from your landscape to help you provide the right plant for the right place? Learn to evaluate sunlight, moisture, soil and other factors to encourage a successful garden that does not require frequent maintenance while actively supporting the environment and providing aesthetic value.

**Jan Johnsen** is an award-winning instructor at the New York Botanical garden and writes the popular blog, "Serenity in the Garden". Trained in landscape architecture, planning and professional horticulture, Jan has worked in the landscape profession worldwide and has taught in the landscape design program at Columbia University. Her landscapes have appeared in many horticultural publications including Garden Design Magazine and Landscape Architecture to name a few.

**Maria von Brincken**, principal of Maria von Brincken Landscape Garden Design specializes in landscapes using native and ornamental plants. Trained as a fine artist, color theorist and organic gardener, Maria brings years of critical design thinking to her landscape solutions. Her designs have been featured in several horticultural publications including Fine Gardening Magazine. Maria's lecture will be **CLASSIC VERTICAL GARDENING: VINES THAT FLOWER UP AND AROUND** highlighting vines and their structures and exploring their use as walls of outdoor rooms.

# CMGA Needs You...More than Ever!

Several Board members are retiring from the Board and the various roles they've held for many years. CMGA is in need of your time and effort. Please consider joining the Board, or volunteering to help on one of the other Committees for next year. We have a variety of tools and support to help you in your new role, including mentoring from previous Board members and written guidelines. A detailed description of all roles are on the CMGA website: <http://www.ctmga.org/#/board-and-chair-roles/4567742869>.

## Officer Positions:

The office of **President** will be open very shortly. Thank you Tracy for your devoted service! As the captain of the ship, we need a person who is good at enlisting others to help with various activities, efficiently run the Board meetings, and advocate for the CMGA with other organizations.

The office of **Vice President** is currently open. This person will help the President by sharing in outreach tasks of advocacy and enlisting others to help with various events.

In 2018, the **Secretary** position will be vacant as well. The Secretary records the minutes of the Board meetings and handles correspondence.

If these leadership roles aren't filled, there will be no CMGA. This is a great opportunity to redefine CMGA and make it the organization you want it to be!

## 2018 Symposium Positions:

Chair (or Co Chairs) for the Symposium: to organize the other committees

Speaker Enlistment: a person willing to hear speakers, assess their fit, and enlist them

Speaker Keeper: organize speaker materials, enlist introducers, and manage sign-ups

Vendors/Societies: coordinate vendors/societies and signage

Registration: oversee the automated registration, and run the registration table

If we don't fill these roles, there will be no 2018 Symposium. Planning starts in the Fall. These roles do not need to be filled by Board members, so it's a great way to help without being committed to monthly meetings.

## Other Positions/Activities:

The following activities can easily be done from your home with the right coordination/communication with the Board.

Retailer Discount Program assistant: help affiliate with businesses to provide member Discounts

Grant Committee: assess and distribute funds to worthy projects

## Grants

Our most recent grant recipient is the University of St. Joseph's Living Laboratory Grassland Project. CMGA is providing signs to designate the grassland areas located behind the Chapel on USJ's main campus. Launched in September 2015, the project encourages the growth of native grasses, herbaceous plants, and shrubs. These vital but declining natural resources are essential for varied flora and fauna to thrive.



## CMGA Now Affiliated with the Federated Garden Clubs of Connecticut

The Federated Garden Clubs of Connecticut, Inc., is an educational, charitable non-profit organization made up of 6,537 individual members and 124 clubs, along with 17 affiliate organizations, including now CMGA. The FGCCT, Inc., is one of thirteen charter members of the National Council of State Garden Clubs, Inc., now known as the National Garden Clubs, Inc., which was organized in 1929, and has had almost continuous representation on the National Board. It is the largest volunteer gardening organization in the world, comprising over 500,000 members from every state in the union and an equal number of International Affiliates. Becoming an affiliate member gives the CMGA the following benefits:

- ◆ Advertising discounts in the FGCCT newsletter
- ◆ Offer CMGA flyers at FGCCT meetings
- ◆ CMGA is listed as their affiliate in their publications that reach the public
- ◆ Co-sponsor for their educational events with no financial obligation
- ◆ CMGA events listed in the FGCCT online calendar and their distributed PDF calendar available to their 6500+ members.

# CMGA Annual Meeting

The 2016 CMGA Annual meeting took place on December 3, 2016 at the Middlesex Agricultural Center in Haddam, CT. About 40 people attended to hear about the goals and accomplishments of CMGA throughout the year and help celebrate milestones of CMGA members. Our featured speaker, Marjorie Schnerr, president of the Connecticut Dahlia Society, gave a presentation on the propagation, care, and varieties of beautiful dahlias for our gardens. Before the meeting, a splendid brunch was enjoyed. Free Hart seeds were distributed to everyone and a free ticket to the 2017 CMGA Symposium was raffled.



# Keep the Birdbath, Throw Out the Mosquitos

**By Catherine Phinzy,  
Master Gardener Class of 2005**



This article is a follow up to my Spring, 2016 article called "Keeping Rain Barrel Water Cool and Clean". I maintain bird baths despite all the mosquito scares because I am an aficionada of birds. As a descendent of four generations of birders, I revel in their being. I even have among my bird books my grandmother's Audubon with her marginal notes. The term is birder, not bird watcher, because there is more to birding than just watching.

Our property is certified by the National Wildlife Federation as a wildlife and bird habitat because of how I maintain our yard. It is an ecological sanctuary attracting many species. Even before certification, I was studying bird preferences, supplementing the grub, cricket, worm, and coreopsis diet of birds with over-the-counter bird foods: thistle for the ubiquitous Gold Finch; striped sunflower seed for the Blue Jays; cracked corn for the Mourning Doves; and dried mealy worms for the Blue Birds.

I learned also what kind of feeders different birds prefer and what height they like to feed at. Blue Jays and Cardinals prefer mid-height open, flat feeders; woodpeckers and nuthatches prefer wire containers which they cling to right side up or upside down while eating various nuts and berries. And squirrels, of course, love all.

More important than feeding birds, is providing our bird guests with water. Water is the number one attractant for birds, especially moving water, especially in the winter. Still, for birds in the dog days of summer, food is much easier to find than fresh water to drink or cool off in.

This is not to say that I am disinterested in disease. Whenever I garden, feed, or water the birds, I afterwards wash my hands with soap and hot water. Humans and birds share an organic world filled life enhancing or life threatening microbes. Soil and wildlife equal potential contagion. That is just the way it is. We share a dirty world. Despite our knowledge of disease transmission and hygiene, people eliminate bird baths and standing water with every outbreak of a new illness. Today it's Zika; yesterday it was Nile. Tomorrow? For fear of mosquitos breeding, out go the bird baths and open water barrels; away go the birds.

However, there are simple ways to prevent mosquitos from breeding in bird baths and rain barrels. The term standing water means what it says. In the summer the longer water is contained and remains unmoving, the warmer it gets; the more mosquitos it attracts. The simplest cure is to change the water in one's bird baths at least once a day. The cooler the water, the better.

I do so when the sun is up and before dusk. Mosquitos do not like dry climes. And like true vampires, they do not like the sun. So, after I anoint myself preferably with non-toxic bug repellents, I clean and refill my four bird baths after the morning dew has dried and before dusk. I nary hear the musical call of even one female "buzz-rat." Silently they rest on the undersides of cool, damp leaves waiting for dusk and dew when they can again go out to glut on warm blood.

Because I use anti-larvae Dunk tablets in the water I collect from my rain barrels, I do not deem it necessary to put them in my bird baths. Use Dunk tablets in a bird bath if the water stands for a day or more. Still, I do not recommend letting water stand in bird baths in the summer for another important reason.

Standing water permits algae to grow which encourages bacteria. Change the water to keep it from looking green like that in the Olympic diving pool in Rio. More important, changing the water keeps the birds from getting sick.

Birds get sick just as we do. Therefore, the Audubon Society and other wildlife organizations recommend that we wash bird feeders in warm soapy water when their interiors acquire that sticky, smeary look that only wet fermenting grain and bird mucus can make. Drying bird feeders in the sun after washing and rinsing them helps to sanitize them as well.

Although changing the water daily in my bird baths keeps them clean enough, approximately every other day I scrub them with a brush or scrubby and rinse them to remove any adherents. A couple of times a summer I scrub them with dish detergent and warm water, rinse them well, and let them dry in the sun to sanitize them before I refill them.





I am retired; so I have time for these chores. Whereas, parents and other working stiffs may not want to devote the time it takes to keeping their bird baths clean. In that case it might be better not to keep bird baths at all.

For those with extra pocket money, companies do make electric whirlpools for bird baths so that the water does not stand and heaters to defrost the water in the winter. Although the Denison-Pequotsepos Nature Center has used these, I have not experimented with them. The more complicated life becomes with equipment that works contrary to expectations or breaks, the unhappier I am regarding the chores I do. I try to keep jobs simple, increasing the reward.



Watching birds at a bird bath is both edifying and entertaining.

I enjoy watching them sip, dip, drink, dunk like children. For those unfamiliar with the ritual, the gregarious House Finch splash themselves and each other, no matter.

They share the bowl with anyone who can tolerate their ruckus. Unlike these finches,

Gold Finch never bathe. They sit on the edge of a bird bath, take one or two sips, then fly off. Robins, blackbirds, and Cat Birds vie for their places in the pool chasing the losers away. Splashing solitaire, a robin can empty a bird bath in seconds. Blue birds, on the other hand, wait their turn, and like grandmothers at the beach, will wade to their knees before dunking. Once sure of the temperature or depth, they will splash.

I recently read *The Hidden Life of Deer* by New Hampshire author Elizabeth Thomas Marshall. She maintains from her novice anthropological perspective of deer that we are more animal than we recognize, that animals have the same needs and motives that humans do. That we share so much in common is the reason we should never judge animals as lesser creatures to merely be subdued or disrespected. To understand them, we just need to understand us. I am not sure I fully buy into the last premise, but I do know that my life would be less fascinating and lonelier did I not enjoy, admire, and care for the birds in my back yard. For this reason, I diligently maintain bird baths so that they are not breeding grounds for mosquitos and disease.

# 2016 Master Gardener Graduates

## Fairfield/New Haven

Carole Barber  
Sharon Bender  
Chris Bonner  
Sue Burchsted  
Jenny Byers  
Marcia DeBrock  
Cherie Elliott  
Amy Estabrook  
Matt Fiorentino  
Karen Gallagher  
Dan Gill  
Mike Hastings  
Christine Hoopes  
Tom Liscinsky

Maryann Lynn  
Heidi March  
Holly Marini  
Lizbeth O'Connor  
Sharon Rieger  
Carol Shear  
Ellen Schultz  
Elaine Stangland  
Joe Tartaglione  
Sarah Torff  
Sue Turner  
Susan Wildridge  
Suzi Zitser



K

U

D

O

S

!

## Middlesex/New London

Ruth Baake  
Keith Bunnell  
Patrick Bibeau  
Chris Billings  
Joanne Bradbury  
Suzanne Burns  
Bob Catuccio  
Ronald Cummings  
Alden DeBottis  
JoAnn Devine  
Holly Fischer  
Tina Frantz  
Catriona Grant

Megan Griffin  
Frances Hoffman  
Debra Maclin  
Heidi March  
Sandy McPherson  
Maggie Perkinson  
Carol Schofield  
Mary Sullivan  
Sally Uden  
JoEllen Vasbinder  
Kate Wessling  
Elyse Wills  
Tim Zuzel

## Hartford/Litchfield

Wesley Avery  
Shantelle Brignolo  
Douglas Cosentino  
Darby Council  
Lisa Cushman  
Laura Goldberg  
Paula Hutchinson  
Cheryl Johnson  
Dwight Keeney

Pauline Krofssik  
Valerie Lacasse  
Eric Lukinbeal  
Rebecca Nisley  
Jill Peters-Gee  
Janice Sniffin  
Vanna Tan  
Georgia Thayer  
Barbara Wolf

# 2016 Master Gardener Graduates

## **Bartlett**

Frances Bright	JoAnn Kish
Carolyn Chiodo	Barry Leibowitz
Ann Clinchy	Jennifer Lyons
Laura R. Cunningham	Sarah Madson
Shayla DeVito	Dina Miller
Cindy Frattaroli	Jodie Nevas
Elizabeth Gilbert	Emily C. Rauch
Chloe Vanessa Girouard-Martel	Jane Rinard
Victoria Hamet	Rebecca Starling
Jennifer Jackson	Dana Weinberg
Ross Harrison Keith	Diane Wilson

## **Tolland/Windham**

Linda Anderson	Rita Labato
Connie Bird	Leslie Marconi
Lana Bluege	Gail Marken
Sarah Carifa	Stephanie Nelson
Linda Fitzgerald	Danielle Payne
Alison Folland	Jean Rochleau
Brenda Folland	Ruth Shea
Patty Gamache	Sarah Smith
Christopher Haseney	Janet Spaulding
Marilyn Jezek	Emily Vengruskas
Ted Johnson	Deborah Wright

# 2016 Master Gardener Advancements

## **Hartford**

### **Advanced MG**

Linda Aldrich  
Susan Chapin-  
Manzi  
Melinda Hardy  
Nancy Jordan  
Brenda Malack  
Diana Simoni

### **Silver**

Marilynn Palmer

### **Ruby Bronze**

Uta Zickfeld

### **Ruby Silver**

Jean St. Clair

### **Bronze**

Janice Johnston  
Jennifer Klinger  
Deborah Pike

### **Sapphire**

Steve Kovack



# 2016 Master Gardener Advancements

## Fairfield

### **Advanced MG**

Adrienne Caruso  
Charles Dos Santos  
Carol Hamilton  
Jacqueline Hutchings  
Evelyn Lee  
Michele MacKinnon  
Vicki Mulligan  
Mary Veillette  
Ellen Visnyei  
Maribeth Winslow

### **Bronze**

Thomas MacGregor  
Deborah Soresino

### **Silver**

Siobhan Deveney

### **Gold**

Kathryn Ruzek  
Judy Schweitzer

### **Ruby Bronze**

Allan Brown

### **Ruby Silver**

Lorraine Ballato

### **Ruby Gold**

Sandra Wilson

## New Haven

### **Advanced MG**

Lynne Lanziero  
Sylvia Ohlrich  
Jim Sicilia

## New London

### **Advanced MG**

Margaret Blumié  
Linda Boodman

### **Bronze**

Joanne Lukaszewicz

## Middlesex

### **Advanced MG**

Elizabeth Badin  
Bob Bartosiak  
Maureen Egan  
Barbara G. Longo  
Jennifer Ludlow  
Rob Mirer  
Sherry Smith

### **Gold**

Gail Reynolds

### **Ruby**

Gail Reynolds

### **Ruby Bronze**

Ken Sherrick

## Bartlett

### **Advanced MG**

Jane K. Alpert  
Martina Doshan  
Jim Ellsworth  
Dorene Grasso  
Marie P. Gross  
Marilynn Klepfer  
Lore Oricchio  
Susie Skerrett  
Pam Sloane

### **Bronze**

Georgia Abbott  
Juliet Cassone

### **Ruby Bronze**

Pam Hale  
Peter Russell

### **Ruby Silver**

Janet Kruse  
Elizabeth Miller  
Daniel Scheffierle

### **Sapphire**

Susan Carlson

### **Sapphire Gold**

Ganga Duleep

## Litchfield

### **Advanced MG**

Suzi Diehl  
Melinda Hardy

### **Bronze**

Holly Florio  
John Vecchitto  
Susan Chapin Manzi

### **Silver**

Sandy Ingellis

### **Ruby Bronze**

Jon Krish

## Tolland/Windham

### **Advanced MG**

Nancy Cleary  
Linda Hotham  
Shawn Lappen

### **Bronze**

Catherine Deptula  
Tina Fosberg  
Ingrid Fraize  
Donna Landermann  
Debra Kupfer  
John LoRusso  
Cindy Malm  
Joe Manfre  
Nancy Sterns

### **Silver**

Bill Oros

### **Gold**

Theresa Hennessey  
Jean Laughman

# 2016 Recognition Hours

## Fairfield

### **100—249 Hours**

Margot Abrams  
Carole Barber  
Allison Buckley  
Nancy Baker  
Nicole Christensen  
Audrey Cushion  
Charles Dos Santos  
Suzanne Deilus  
Siobhan Deveney  
Helen Evans  
Ruth Flahive  
Bill Flahive  
Robert Fossity  
Marc Gershowitz  
Rosemary Gramatico  
Lisa Greene  
Carol Hamilton  
Elizabeth Keister  
Debra Keyworth  
Michele MacKinnon  
Karen Mayhew  
Terry Merola  
Robin Michalak  
Barbara Myers  
Iolanda Peck  
Anne Rowlands  
Diane Ryan  
Lia Scammon  
Patricia Sell  
Cathy Setterlin  
Irene Skrybailo  
Barbara Stauder  
Barbara Thomas  
Andrea Veikos  
Mary Veillette  
Ellen Visnyei  
Maribeth Winslow

### **250—499 Hours**

Henry Bissonnette  
Allan Brown  
Janet Bruehlman  
Terese Burns  
Elizabeth Craig  
Deanne Hobson  
Jack Hughes  
Jackie Hutchings  
Holly Kocet  
Dolores Luciano  
Thomas MacGregor  
Lou Menendez  
Sylvia Ohlrich  
Kathie Ohsann  
Tim Ohsann  
Sally Pfeifer  
Will Rowlands  
Kathryn Ruzek  
Kristine Scerbo  
Judy Schweitzer  
Deb Soresino  
Flo Vannoni

### **500—749 Hours**

Deirdra Wallin  
Adrienne Caruso  
Kenneth Erdman  
Hilary Gurdon  
Marsha Scherr  
Jean Stetz Puchalski  
Karlyn Sturmer  
Richard Wenzel

### **750—1000 Hours**

Donna Katsuranis  
Rene Marsh  
Annelise McCay

### **1000—2000 Hours**

Lorraine Ballato  
  
**2000+ Hours**  
Meg Barnes  
Sandra Wilson

## Middlesex/New London

### **Trowel award**

#### **100+ hours**

John Bodin  
Sandy Abrahams  
Mark Dixon  
Kate Hull  
Karen Lipeika  
Evelyn McKay  
Elaine Remondi-  
Simpson  
Sherry Smith  
Mary Solera  
Margaret McElroy  
Barbara Longo

### **Oakleaf award**

#### **250+ hours**

Jean Golicz  
Donna Rini  
Bob Bartosiak

### **Wheelbarrow award**

#### **500+ hours**

John Suhr

### **Sunflower award**

#### **1000+ hours:**

Ken Sherrick



# Regrow Your Vegetables and Herbs

Alicia Cornelio, editor

There aren't many useful posts on my Facebook page, but once in a while I find a gem among the jokes and animal videos. I got tired of buying expensive replacement parts for my Aerogarden. So growing vegetables and herbs in a water-filled glass caught my eye. There are many vegetables that rejuvenate in water and sometimes only need water to grow. Here are some of the easiest vegetables to grow perpetually:



Spring onions will grow again if left submerged in water in a brightly lit window.



Celery can be cut off at the base and placed in a cup of warm water. Leave it in the sun. Leaves will begin to grow in the center. Then, replant it in the ground.



Lettuce will regrow if submerged in water for a few days. When leaves sprout, replant in the ground. Romaine is best but green and red leaf lettuce also do well.



Chinese cabbage or Bok Choi works best but other cabbages will sprout if you put the root end in water. Then replant in the ground.



**Herbs:** Many herbs can be re-rooted in water. Harvest new leaves as they grow. Best herbs are basil, lemongrass, cilantro, and parsley.

## Welcome to our New Coordinators



Sarah Bailey, the longtime MG Program Coordinator for Hartford County, is now State Coordinator of the MG Program. Sarah Bailey is a Certified Advanced Master Gardener and a Connecticut Accredited Nursery Professional. This position was previously held by Leslie Alexander. Sarah will also retain the duties of her previous post until a replacement can be found.

Welcome back! Sandi Wilson has returned to her old post as MG Program Coordinator for Fairfield County. Sandi's energy and experience is definitely an asset to the MG program.



Paul Armond is the new MG Program Coordinator for New London County. He is a retired senior director from Pfizer Inc. working with Plant Genetics. He also performed clinical research on herbal medicines. We welcome his expertise at the Extension.

**CMGA**  
C/O Maureen Gillis  
93 River Road  
East Haddam, CT 06423

FIRST CLASS  
U.S. POSTAGE  
**PAID**  
PERMIT #34  
BRIDGEPORT, CT

# THE LAUREL 2016



#UConnExt100years

[www.ctmga.org](http://www.ctmga.org)







# The LAUREL

Connecticut  
Master  
Gardener  
Association  
Newsletter

Spring 2017 Volume 30, No. 2

## Summer Garden Safari

Summer Garden  
Safari  
August 24, 2017

ENDERS ISLAND  
1 Enders Island  
Mystic, CT 06355

Advanced registration only!!  
Register at the CMGA website  
[www.ctmga.org](http://www.ctmga.org)

# Officers 2017

<b>President:</b>	TBD	president@ctmga.org
<b>V-President:</b>	TBD	cmga@comcast.net
<b>Treasurer:</b>	Paula Russo	cmga@comcast.net
<b>Secretary:</b>	Jean Fletcher	cmga@comcast.net
<b>Membership:</b>	Maureen Gillis	cmga@comcast.net

## Board of Directors:

Tracy Burrell	Marge Bingham
Alicia Cornelio	Jean Fletcher
Rebecca Foss	Paul Grimmeisen
Theresa Hennessey	Kim Kelly
Katherine Kosiba	Margaret McElroy
Diane Ostheimer	Paula Russo
Pat Taylor	

**CMGA website:** www.ctmga.org  
**The Laurel:** cmganews@gmail.com  
Alicia Cornelio (Editor)

## Cooperative Extension Center Coordinators

**Bartlett:** Pat Carroll  
203-207-3262 patricia.carroll@uconn.edu

**(by County):**  
**Fairfield** Sandi Wilson  
203-322-6971 sandiwilson@uconn.edu

**Hartford:** Sarah Bailey  
860-570-9010 sarah.bailey@uconn.edu

**Litchfield:** David Lewis  
860-626-6240 david.lewis@uconn.edu

**Middlesex:** Gail Kalison Reynolds  
860-345-4511 gail.reynolds@uconn.edu

**New Haven:** Judith Hsiang  
203-407-3167 judith.hsiang@uconn.edu

**New London:** Paul Armond  
860-885-2823 paularmond@uconn.edu  
**Tolland:** Jean Madden-Hennessey  
860-870-6934 jeanmarie.madden-hennessey@uconn.edu

**Windham:** John Lorusso  
860-774-9600 john.lorusso@uconn.edu

**UConn Home & Garden Education Center:**  
877-486-6271 www.ladybug.uconn.edu

**State Coordinator for the MG Program:**  
Sarah Bailey  
860-570-9010 sarah.bailey@uconn.edu

**The Laurel** is published four times a year for Connecticut Master Gardener Assoc. members. Please send news, photographs and calendar items by email to cmganews@gmail.com

**Deadlines for publication are January 1, April 1, July 1, and October 1**

Copyright © 2017 by  
the Connecticut Master Gardener Association

# President's Message

*"CMGA is a great partner for UConn Extension. Thanks for your commitment and your wonderful "can do" attitude! – Associate Dean and Associate Director of Extension Michael O'Neill*

Partner. Commitment. 'Can Do' Attitude. – I see this every single day from everyone associated with CMGA – the Board, volunteers and YOU, our members – and especially with our Annual Symposium. Once again, we had a fantastic day and I can't thank everyone enough for all of the hard work they put in to make a memorable day for everyone! I'd like to thank the CMGA Board, the Symposium Core team, the Middlesex County Focus group and the over 40 folks who volunteered on the day of the event. Special thanks to Jamie Burgess, Chantal Foster, Maureen Gillis, Theresa Hennessey and Kim Kelly for always finding a solution and always doing it with a smile.

This year I had the honor of announcing that Maureen Gillis became our newest Lifetime Member. My mom Grace, a tiny dynamo herself, describes Maureen as "the cute little girl who works so hard" and that perfectly describes Maureen – a dedicated volunteer, a tireless worker and someone who always has a wry observation that makes you laugh, no matter how crazy things can get. She's the best person I know and I can't thank her enough for everything she's done to keep CMGA organizationally, financially and technologically relevant over the years. She's been the backbone of this organization and we will miss her terribly.

I'd also like to thank departing CMGA Board members Rebecca Foss and Toni Leland for their time on the Board – much appreciated.

*Continued on page 14*

# Summer Safari Semi-Annual Meeting

**New Date! THURSDAY August 24, 2017**

**Register [HERE](#).**


New London County is in the rotation for the CMGA semi-annual meeting this year. (Hartford County in 2018) During the planning process, so many members recommended Enders Island, the planning committee decided to change the usual timing of the meeting to meet the request to this very popular garden tour destination. Cost of the event is \$15.

## Program:

- 8:30 am - Parking, check-in and outdoor continental Breakfast at Enders Island
- 9:00 am - First group: Annual meeting on bus to Kentford Farm  
Second group tours Enders Island
- 10:30 am - Second group: Annual meeting on bus to Kentford Farm  
First group: tour Enders Island
- 12:00 pm - Optional lunch at Enders Island \$15 (not included in event price)
- 1:00 pm - Shop at Stonington Gardens 154 Lantern Hill Rd. Mystic, CT 06355

## Enders Island

If you've never visited Ender's Island, you are in for a treat. An 11-acre island off the coast of Mason's Island, it includes a 360 degree view of the ocean, beaches, beautiful walking gardens, many hydrangeas, and stunning Dahlia gardens. The hydrangeas and dahlias will be in full bloom in August. Their gift store features homemade jams, jellies, artwork and apparel.



## Kentford Farm

A short drive from Mason's Island, Kentford Farm, dating to 1724, on a preservation roadway, is a 5 acre perennial garden located in the Old Mystic community of southeastern Connecticut. It is a collection of gardens connected by winding pathways that artfully combine mature trees and stonewall boundaries with its huge garden beds of perennials.



## Stonington Gardens

A destination garden center and landscaping service, it has a wide variety of unique plants to fill your garden niche. There is also a country market with jams, jellies, honey, maple syrup, fresh eggs, coffee, and unusual gifts. Fall is the perfect time for planting!

# 2017 CMGA Symposium Attracts Huge Crowd

The weather cooperated beautifully, pushing a storm out to sea, so Connecticut Master Gardeners could travel to Connecticut College in New London for the annual CMGA Symposium on March 18. It was the second year at this lovely location. This year the registrant bags were stuffed with catalogs and goodies, including a water bottle and seed packets.

This year our lifetime membership was awarded to Maureen Gillis. She has been a vital contributor to CMGA as President, Vice President, Treasurer, Symposium Chair, and lately Membership Chair. Many thanks!

A huge thanks to the outstanding job of the Symposium Committee, all the Master Gardeners, venue staff, friends, and vendors who came out in support of the event. When you attend the Symposium, you invest not only in yourself by the knowledge gained, but also in the funds raised which are used for CMGA grants, stipends for the Master Garden Program Coordinators and scholarships for MG Interns. We look forward to seeing you at our 25th Anniversary CMGA Symposium next year!



Maureen Gillis



Enjoying food and social time



Listening to the opening remarks



Julie Moir Messervy

# Symposium 2017



Dan Jaffee



Jamie Burgess



Marie von Brincken



Tracy Burell with Cameron Faustman

# A Garden Worth Driving For

**Nicole Christensen**  
**Master Gardener Class of 2015**

I've always loved to visit gardens, large or small, but now as a Master Gardener (class of 2015), I see them with "new eyes", appreciating the hard work and planning that goes into each garden, and finding more inspiration than ever before. This past summer, I took a road trip with friends to Maine, and visited a garden worth driving for.



The Coastal Maine Botanical Gardens in Boothbay, Maine, is a crown jewel of a garden. With 270 acres, it is the largest botanical garden in New England and only about a five-hour ride from Connecticut. First started in 1991 and officially opened in 2007, The Coastal Maine Botanical Gardens is a great way to spend a day, and with the vast array of plantings, will look different depending on the season. I visited in late August; I'd love to go again when the huge Giles Rhododendron Garden is in full bloom. To see the Rhododendrons in full splendor there, the recommend best month for a visit is June. Though I visited in the late summer, there was still plenty to see!

Because Maine is so close to us, much of what grows there would work here, too, so my friends and I made notes of plants we would love to grow. I fell in love with the *Allium schubertii*, or Tumbleweed onion (right), with its firecracker-looking flowers. *Hibiscus syriacus*, 'Notwoodthree' Blue Chiffon Rose-of-Sharon, (above left) bloomed with some of the most stunning lavender-blue flowers one could ever see!



We also marveled at the many “exotic” plants, rare specimens that one normally doesn’t come across every day, from trees to perennials and more. One favorite strange but beautiful specimen was the *Solanum quitoense*, or Lulo fruit, a rarely cultivated plant, related to the tomato but with spiny leaves and small hairy fruit that is used to make citrus-like drinks and ice cream. Another interesting plant was the *Podophyllum hexandrum*, or Himalayan Mayapple, with its droopy, shiny red fruit.



Follow the pathways (and some hiking-like trails) running through this living museum, and you will find yourself visiting various different botanical “worlds”, from the Perennial and Rose Garden with its stunning rose arbor, to the Sphagnum Bog, or the Great Lawn and Ledge Garden. There’s all kinds of surprises from sculptures and walls of plants, an evergreen forest, Hydrangeas the size of globes, and waterfalls.

The Coastal Maine Botanical Gardens has something for everyone and every age. While the “kids area” with its adorable greenhouse is meant to appeal to young gardeners, this dreamy section of the acreage is charming and



chock full of creative and inspiring ideas, fun uses of various objects as garden art, and colorful flowerbeds. The hands-on Fairy House garden is almost mystical, with its little fairy homes created by visitors, and will have you wanting to create your own.

One of the most picturesque places one could imagine, The Coastal Maine Botanical Gardens is stunning, inspiring, fragrant...a true botanical treat to behold! There’s a gift shop and cafe onsite, and the surrounding areas and coastal Maine towns are worth visiting, as well. The Maine Botanical Garden living museum is a beautiful stop in a beautiful state! To find out more, visit [www.maine gardens.org](http://www.maine gardens.org).

## New Extension Coordinator

Pat Carroll is the new Coordinator of for the Bartlett Arboretum's UConn Extension Master Gardener Program.

Pat previously was a project manager in the financial industry. Pat graduated from the Master Gardener program at Bartlett in 2011. Her interest in the work of the Master Gardener program led to a variety of volunteer initiatives, culminating in her new role. We welcome Pat and wish her all the best in her new career!



John Lorusso is the new coordinator of the Windham County Extension. John received his MG certification in 2011 and his Advanced Master Gardener certification in 2015. He officially begins in May. We welcome John and wish him all the best in his new career!



Marlene Mayes, a CMGA member, has been a tireless volunteer and active board member of the 4-H Education Center at Auerfarm since 2004. She began volunteering when she earned her Connecticut Master Gardener certificate. Her ability to recruit volunteers and establish relationships with the community has benefitted all. She has been instrumental in furthering production on the farm as well as in training instructors in the 4-H Junior Master Gardener Program at Auerfarm.



# New Grant Recipient

## Community Garden at St. Luke's in Gales Ferry

The mission of the St. Luke Community Garden, located on the church grounds and run by its members, is to provide fresh vegetables to the Soup Kitchens in New London county and other needy community members.



Church member and Master Gardener Rudy Croteau organizes and oversees the volunteer effort. He and other master gardeners share their expertise as they work alongside those who are just learning about gardening.

CMGA recently gave this project a \$350 grant to expand and enhance the garden beds at this community garden.



## Help Us Help You Fundraisers

CMGA fundraisers provide funds for Master Gardener Grant community service projects, scholarships for the Master Gardener program, and donations to the UCONN Master Gardener offices to supplement their modest budgets. Although the Symposium is CMGA's major fundraiser, we are introducing two unique fundraisers we believe will be popular with our members while contributing to our ongoing efforts to support our giving goals.

### CMGA Nursery Day

Saturday, May 27, 2017 10 a.m.-3 p.m.

McCue Gardens, 47 Hartford Avenue Wethersfield, CT

Rain date Sunday, May 28, 2017



In the heart of Old Wethersfield, 50 year old McCue Gardens is located behind one of the many historic homes. This nursery prides itself on offering a selection of more than 1000 varieties of perennials, natives, and alpine plants.

Come with friends, family, or your gardening buddies. Shop for your garden needs while supporting the CMGA. It is easy! Just check-in when you arrive at the designated CMGA welcome table and say that your purchase is "in support of the CMGA"; a percentage of the sale will come to our organization. Payment methods accepted: cash, checks, and all major credit cards. Parking is behind the Church of the Sacred Heart (56 Hartford Ave) directly across the street from McCue Gardens. Bring your CMGA water bottles; CMGA will have a water refilling station or buy one as part of this fundraiser (\$5.00).

### Spear Head Spade

*Digging in the soil is a basic function of gardening; they say buy the best shovel you can afford. **This is it: the Spear Head Spade.***



The Connecticut Master Gardener Association and the UConn Extension Master Gardener Program are offering a joint fundraiser. You may order and purchase the popular Short-Handled model and/or the Long-Handled style which will benefit both organizations with a portion of the sale proceeds.

Go to [www.ctmga.org](http://www.ctmga.org) for details, print order form and mail with check payment. You select the MG office where you would like to pick up your shovel.

*Gardening will be a whole lot easier with your new Spear Head Spade.*

# Why I joined the CMGA Board

Jean Fletcher, Secretary

I started because my Master Gardener coordinator suggested it. After two plus years, I realize and appreciate that this is a way in which I can give back to the community. I have a good skill set that can benefit the organization and it makes me feel good to use those skills to assist in CMGA's mission.

Please consider joining us at an upcoming Board meeting to see what goes on and how you can contribute. Or volunteer for one of the special events . . . . . Safari, annual meeting, Symposium. Or suggest an event for CMGA to sponsor and help get it off the ground. It will be fun; you'll meet people you might never see otherwise; and you will receive as well as give back.

If you want to come to a Board meeting, just let one of the members know --- in case something changes regarding date or location. Same for any of the events. And visit the website and Facebook page. All ideas and suggestions are welcome.

Alicia Cornelio, Laurel Editor

I started in a small way. After graduating from the Master Gardener Program, I wanted to contribute by offering help with skills where I had a strong talent. After many years writing, editing, and using publishing products, working on the Laurel was a good fit.

But as I slowly learned the workings of this great organization, I have become more confident to help in other ways. There is always someone to ask, who will cheerfully give guidance. And the documentation on policies and procedures is clear and readily available.

Board members are a great group, just like your fellow class members! I have learned so much more about a subject I love while involved in this organization. Being a Master Gardener is a badge of prestige. It is an honor to provide helpful information to my family, friends, neighbors, and community.

No one expects you to be President! Just helping with our events, no matter how small helps. Filling the Symposium bags, picking up food for the buffet, introducing a speaker, visiting a prospective event site and giving your impression is so welcome. Email me today and I will tell you about our next Board meeting! [cmganews@gmail.com](mailto:cmganews@gmail.com)

# A Connecticut Hummingbird Garden

**Alicia Cornelio**  
Editor, Laurel

Hummingbirds are truly unique in the avian world. The Ruby throated hummingbird is the only species that visits Connecticut. Many garden products are devoted to these tiny birds. However, feeders are not always the most convenient way to attract hummingbirds. Feeders need constant attention. The nectar goes bad in just a few days in hot weather and attracts ants and wasps. How much better to simply design a garden with flowers that attract them.

This was my goal ten years ago. But I had the added challenge of a shady backyard with only one sunny patch where I placed my vegetable garden. Yet I found plants that not only grow successfully with very little care, but attract hummingbirds daily. Red color is best but blue and yellow flowers are fine.



Zinnia

Until I visited the Stan Hywet Gardens in Ohio, I never would have believed that zinnias are hummingbird candy. Despite the mostly ray florets, they are attracted to the disk florets in the center. A dozen were hovering over their zinnia patch. The annual seeds are readily available and so easy to sow in a sunny area. My patch is next to my vegetable garden. I select red and purple zinnia varieties and the hummingbirds visit my patch every day.

## Mexican Sunflower *Tithonia*

Another annual flower easily grown from seeds in a sunny area, is a little harder to find. The plants grow rapidly to five feet and need a lot of room. I tried growing tithonia with my zinnias but the tithonia quickly crowded the zinnias out. They need a garden bed all to themselves. Hummingbirds also get nectar from the center disk florets.





## Hosta

The first time I ever saw a hummingbird in my yard, it was sipping nectar from a hosta flower. Unfortunately hostas are deer candy in Connecticut. If you can protect them, hostas are reliable shade plants that provide food for hummers in the late summer.

## Foxglove *Digitalis*

Most are short lived biennial shade lovers, but the yellow varieties are the common perennial that will appear every year and rebloom if deadheaded.



## Cardinal Flower *Lobelia Cardinalis*

I avoided growing this perennial because I thought it would only thrive in wet conditions. Not so! I finally bought some nursery specimens and planted them in average soil in a shady garden bed. The hummingbirds appeared in days and visited these plants daily.

## Coral Bells *Heuchera*

These very hardy, drought tolerant, shade lovers bloom with tiny bell like flowers that hummingbirds love. There are many varieties with pink and red flowers.



## President's Message cont. from page 2

We have a supersized edition of The Laurel and I'd like to thank our Editor Alicia Cornelio for graciously accepting the flurry of changes, revisions and updates that this edition required. There are a lot of wonderful activities coming up and I urge you to consider them all, especially the August 24th Summer Garden Safari, which exemplifies the slogan 'Mystic Coast and Country' with a visit to an island and to a farm that dates back to the 1720s. Please join us for this unique event!

Lastly, I am going to be stepping away as President to focus on a number of personal projects, including preserving the land that my family has owned in RI for over a century – it's a daunting, yet exciting challenge that I'm looking forward to, but I will definitely miss you all. It has been an honor and a privilege to be part of such a wonderful group and I will always remember the great times, great memories and most of all, the great people.

Thank you all so very, very much and please consider joining the CMGA Board and/or volunteering for a role or an event!

Tracy Burrell, President

---

## CMGA Discount Retailer Program

### *Going Shopping Soon for Plants and More?*

Take a look at the list of participating nurseries, garden centers and professionals who are part of our CMGA Retailer Discount Program. These 26 retailers and professionals have agreed to provide a discount to CMGA members who show their current year CMGA membership card at the time of purchase.

You can print your own membership card from the secure portion of the CMGA website, [www.ctmga.org](http://www.ctmga.org), using the Login in the upper right corner of the home page, then click on link *Member Benefits*. Next, click *Print Membership Card* and fill in your name. Keep the CMGA Membership Card handy for future purchases at participating businesses.

If you have not logged in before, from the [www.ctmga.com](http://www.ctmga.com) web site, click on *Contact Us* then click *Website Registration* and follow the instructions <http://www.ctmga.org/#/website-registration/4517648374>.

Assistance is available if you have difficulty.

*Happy Shopping this gardening season from CMGA!*





# Save the Date

There is something happening every month this summer!

## Connecticut Master Gardener Bus Trip

Saturday, May 4

Hurry! Only 5 seats left!

Introducing a new event for CMGA members! We are hosting a bus trip to Garden in the Woods, Framingham MA, on Thursday, May 4, 2017, with a second stop at the Variegated Foliage Nursery in Eastford CT. The cost is \$67 for adults, \$64 for seniors. **Mail-in registration only.** Download form at [www.ctmga.org](http://www.ctmga.org). See link on main page. Questions? Contact Theresa Hennessey at [terryhenn@comcast.net](mailto:terryhenn@comcast.net).



## CMGA Nursery Day

Saturday, May 27

(see page 10)



## Tolland County Master Gardeners' Plant Sale

Saturday, June 3rd

9 AM – 1 PM Rain or Shine

Tolland Agricultural Center - Gold Building  
24 Hyde Avenue, Vernon

Come and buy the best plants at the best prices from the best gardeners! We'll have annuals, perennials, veggies, house plants, tag sale items, free soil pH tests and more! **Plant donations greatly appreciated!** Questions? Contact Theresa Hennessey at [terryhenn@comcast.net](mailto:terryhenn@comcast.net) for more info.

## UConn Farm Tour and Ice Cream Social

Saturday, in July

Date to be determined

Watch for the announcement on the CMGA website and in an email blast to all members. This annual event is fun for all and a way for Master Gardeners to socialize with their UCONN counterparts.



## CMGA Summer Safari

Thursday, August 24

(see page 3)

**CMGA**  
C/O Maureen Gillis  
93 River Road  
East Haddam, CT 06423

FIRST CLASS  
U.S. POSTAGE  
**PAID**  
PERMIT #34  
BRIDGEPORT, CT

# THE LAUREL 2017



#UConnExt100years

[www.ctmga.org](http://www.ctmga.org)







# The LAUREL

*Connecticut  
Master  
Gardener  
Association  
Newsletter*

Summer 2017 Volume 30, No. 3

## Plant Science Day

August 2, 2017  
10 am—4 pm

**The Connecticut Agricultural  
Experiment Station  
Lockwood Farm  
890 Evergreen Avenue  
Hamden, CT 06518**

<http://www.plantscience.uconn.edu/>



107th annual Plant Science Day is an opportunity for the public to check out what the Station scientists have been researching all year. There are lectures, exhibits, demonstrations, and over 90 field plots featuring that scientists' work, as well as presentations from outside exhibitors.

There will also be food, walking tours, an opportunity to get pesticide credits, a bird and butterfly garden, activities for kids, and more!

# Officers 2017

<b>President:</b>	Theresa Hennessey president@ctmga.org
<b>Vice President:</b>	Katherine M. Kosiba cmga@comcast.net
<b>Treasurer:</b>	Paula Russo cmga@comcast.net
<b>Secretary:</b>	Jean Fletcher cmga@comcast.net

## Board of Directors:

Marge Bingham	Alicia Cornelio
Jean Fletcher	Paul Grimmeisen
Theresa Hennessey	Kim Kelly
Katherine Kosiba	Marie Kuchy
Margaret McElroy	Diane Ostheimer
Paula Russo	Pat Taylor
Susan Turner	

<b>CMGA website:</b>	www.ctmga.org cmgaweb@ctmga.org Vicky Ambrosey (editor) cmganews@gmail.com Alicia Cornelio (editor)
<b>The Laurel:</b>	cmga2@comcast.net Ken Zacharias (chair)

## UConn Extension Center Coordinators

**Bartlett:** Pat Carroll  
203-207-3262 patricia.carroll@uconn.edu

**(by County):**  
**Fairfield:** Sandi Wilson  
203-322-6971 sandiwilson@uconn.edu

**Hartford:** Sarah Bailey  
860-570-9010 sarah.bailey@uconn.edu

**Litchfield:** David Lewis  
860-626-6240 david.lewis@uconn.edu

**Middlesex:** Gail Kalison Reynolds  
860-345-4511 gail.reynolds@uconn.edu

**New Haven:** Judith Hsiang  
203-407-3167 judith.hsiang@uconn.edu

**New London:** Paul Armond  
860-885-2823 paularmond@uconn.edu

**Tolland:** Jean Madden-Hennessey  
860-870-6934 jeanmarie.madden-hennessey@uconn.edu

**Windham:** John Lorusso  
860-774-9600 john.lorusso@uconn.edu

**UConn Home & Garden Education Center:**  
877-486-6271 www.ladybug.uconn.edu

**State Coordinator for the MG Program:**  
**Sarah Bailey**  
860-570-9010 sarah.bailey@uconn.edu

**The Laurel** is published four times a year for Connecticut Master Garden Assoc. members. Please send news, photographs and calendar items by email to cmganews@gmail.com

**Deadlines for publication are January 1, April 1, July 1, and October 1**

Copyright © 2017 by  
the Connecticut Master Gardener Association

# President's Message

Dear Gardening Friends:

I am happy and excited to be writing to you, in this my first column as your Interim CMGA President. As you may know, two key members of our board stepped down in 2017, due to other family commitments. We wish Tracy Burrell and Maureen Gillis all the best in their future endeavors, and thank them for their excellent service as President and Membership Chair, respectively. We also appreciate their continuing advice and guidance as "Emeritus" board members.

Fortunately, several willing volunteers have stepped up to fill the leadership vacancies their departure created. As mentioned above, I have the privilege of serving as your interim President until Dec. 31, 2017. I will be ably assisted by Katherine M. Kosiba, in the role of interim Vice President, and Ken Zacharias as the new Membership Chair. A full slate of officers will be voted on at our Annual Meeting in November, and these folks will serve the usual 1-year term starting Jan. 1, 2018. We also welcome two new board members: Marie Kuchy and Susan Turner. We look forward to working with these talented and energetic people. In addition, I will serve as your 2018 Symposium Chair.

Fun fact: our beloved CMGA organization began in 1987 as the CT Association of Extension Master Gardeners (or CAEMG), and held its first symposium in 1993. That makes 2017 our 30<sup>th</sup> anniversary year, and 2018 the 25<sup>th</sup> anniversary of our symposium. In honor of these momentous occasions, we will be offering some exciting, new commemorative items at the 2018 Symposium. In the meantime, we are working to procure a quantity of unique CT-grown daylilies as living souvenirs, just in time for fall planting and holiday gift giving. Stay tuned for further details....you won't want to miss this!

Happy Gardening!

*Theresa Hennessey*  
Interim President

# Summer Safari Semi-Annual Meeting

**New Day! THURSDAY August 24, 2017**  
**Register [HERE](#).**

New London County is in the rotation for the CMGA semi-annual meeting this year. (Hartford County in 2018) During the planning process, so many members recommended Enders Island, the planning committee decided to change the usual timing of the meeting to meet the request to this very popular garden tour destination. Cost of the event is \$15.

## Program:


- 8:30 am - Parking, check-in and outdoor continental Breakfast at Enders Island
- 9:00 am - First group: Annual meeting on bus to Kentford Farm  
Second group tours Enders Island
- 10:30 am - Second group: Annual meeting on bus to Kentford Farm  
First group: tour Enders Island
- 12:00 pm - Optional lunch at Enders Island \$15 (not included in event price)

## Enders Island

An 11-acre island off the coast of Mason's Island, it includes a 360 degree view of the ocean, beaches, and beautiful walking gardens. The hydrangeas and dahlias will be in full bloom in August. Their gift store features homemade jams, jellies, artwork and apparel. **Directions:**

<https://www.endersisland.com/faqs> ,  
open question;

***How do I get to Enders Island?***



## Kentford Farm

A short drive from Mason's Island, Kentford Farm, dating to 1724, on a preservation roadway, is a five acre perennial garden located in the Old Mystic community of southeastern Connecticut. It is a collection of gardens connected by winding paths that artfully combine mature trees and stonewall boundaries with its huge garden beds of perennials.

# Master Gardeners Share their Garden Pictures

After two years of drought, Connecticut gardeners welcomed a rainy, cool spring that created lush conditions in their gardens. Master Gardeners eagerly sent in their pictures. Below is just a sampling of the many beautiful plants enjoying the ideal weather.



Christina Beebe  
Hibiscus  
A Connecticut garden she tends

Sally Pfeifer  
Perennials



Janet Spaulding  
Nova Zembla Rhododendron

Madeline Coakley,  
Old Lyme  
Perennials



Theodore Mankovich,  
Guilford  
Cinerious Cinnabar  
Campion

Rose and Mickey Hass, Simsbury  
Flutterbye Rose

Rose became a MG in Pennsylvania  
in 1992 and transferred her  
membership to the Connecticut  
Master Gardener chapter.  
A truly dedicated member!



Garden pictures, continued.



Diane Mierz,  
Stony Creek  
Perennials  
(left)

Gladys France, Coventry  
Yellow Campanula  
(right)

Jeff Nelson, Southington  
Snapdragons  
(below left)

Sharon Rieger, Bethany  
Monarch caterpillar on  
milkweed  
(below right)



# Ann's Place A Cancer Support Garden



Erik Keller, MG 2000, runs a horticultural therapy program at Ann's Place in Danbury, a cancer support facility.

It is a unique garden of carnivorous plants. To read how he created this garden bed, see: <http://grohappy.typepad.com/grohappy/2017/06/corporate-giving.html>



Pitcher plants in flower



# Dahlia Garden Ornament Project

Susan BelleFleur  
MG Intern



The side of Susan's barn in Stonington, CT is a cheery view of summertime all year long.

Susan used old saw blades and some old kinked hose for her project. The kinked area of the hose folded perfectly for the leaves.

The saw discs were spray painted with a painted wooden disc added to the saw disc.

The discs were sealed and screwed into the side of the barn. Cut pieces of hose were stapled to the barn to create the stems for the flowers.



Susan claims it was a massive labor of love, but the result is impressive.





# Building a Wildflower Meadow

By Tom Kalal  
Master Gardener

My desire for a meadow is a culmination of different events that have impacted my thinking. I was tired of having to apply pesticides to keep my lawn alive. Being a beekeeper, I was frightfully aware of pesticide impact on bees. Katherine Zimmerman's presentation at our 2015 symposium, and my love for flowers were also reasons.




So I did it! In July 2016, I killed my lawn using a 15% vinegar solution. (diluting pure acetic acid to 15%) It took two applications, about two weeks apart. This eradicated all the grasses and weeds in the lawn. Looking back, I should have started a few weeks earlier, to allow for a third application.



During this time, my lawn looked absolutely ghastly. Mid-August I rented an aerator and pulled plugs out of the dead turf for soil/seed contact. I probably went over the area 15 or more times. Ernst Seed Co. provided me a "Pollinator Mix" which included wildflowers and non-spreading warm season grasses. Fall 2016 was very dry, and watering was a must. The seed mix included some annuals for immediate gratification. Now it is all perennials. I enjoy it's ever changing colors.

In spring 2017, I bought three varieties of "landscape plugs" from North Creek Nursery, so I could control the color pattern somewhat. They are growing, but I probably will not see the results until this fall or next year. Mowed paths throughout it allow me access to my fruit trees and allows me to hand pull any weeds I see. Kathy Connolly (Speaking of Landscapes) clued me in on this.

For this beauty, I spent less than \$300 and I find pleasure every day. If any MG would like to hear more of my experience please e-mail me at : [tomnancy8934@yahoo.com](mailto:tomnancy8934@yahoo.com).





# Roses *for* Autism

Roses for Autism is an organization in Guilford which trains autistic adults to cultivate, arrange, and sell plants. Recently they have suffered two separate incidences of vandalism to their new sensory garden project. The CMGA is recruiting volunteers to help with the planting, soil amendment, etc. on Fridays, from 10:00-12:00, in September. Each week will focus on building the garden for one of the senses, e.g. smell, taste, etc. For more information, please contact Master Gardener Sarah Torff at [sjseaview55@gmail.com](mailto:sjseaview55@gmail.com)

## CMGA Fundraisers a Success

Thanks to Katherine M. Kosiba for “spearheading” the two fundraising efforts for CMGA. The shopping day at McCue Gardens in Wethersfield was well attended despite the Memorial Day parade road blocks. CMGA earned over \$400.

Secondly, the spearhead shovel sale, with the help of staff at the extension offices throughout Connecticut, earned over \$700. If anyone missed the sale and still is interested in a shovel, we are working to repeat this fundraiser in connection with the 2018 CMGA Symposium registration. There will be more Spearhead Spade shovel options, with pick-up at the symposium event.

These funds will help CMGA support its grants to so many worthwhile projects around Connecticut.





# Save the Date

## American Community Gardening Assoc. July 27 - 30

The first is the 38th Annual National Conference of the American Community Gardening Association, to be held in Hartford. It's a 4-day conference, but there is the "a la carte" option where folks can pick and choose which lectures, workshops and tours they want to attend. Several of our MGs from Colchester are working on garden tours in their town for this event. See the ACGA website for more details: <https://communitygarden.org/conference/>



## CMGA Summer Safari Thursday, August 24

A very special semi-annual meeting is waiting for CMGA members this year. Two very unique garden tours are on the agenda with additional purchased lunch option amid spectacular views. Don't miss it! (see page 3)

## Butterfly Tagging Saturday, September 16 (Rain date Sept. 17)

Bellamy-Ferriday House & Garden  
9 Main St N, Bethlehem, CT 06751

Learn about the magnificent monarchs and their outstanding flight and migration patterns. Feed them in our huge butterfly tent. See how we tag them to research their journey south.



**CMGA**  
C/O Ken Zacharias  
P O Box 803  
Windsor, CT 06095

FIRST CLASS  
U.S. POSTAGE  
**PAID**  
PERMIT #34  
BRIDGEPORT, CT

# THE LAUREL 2017



#UConnExt100years

[www.ctmga.org](http://www.ctmga.org)





# The LAUREL

*Connecticut  
Master  
Gardener  
Association  
Newsletter*

Autumn 2017 Volume 30, No. 4

## Annual Meeting November 4

Please join us for the CMGA Annual Meeting on Saturday, November 4, 2017 at the Litchfield County Extension Office, 843 University Drive, Torrington, CT 06790. This is always a fun meeting and a great chance to socialize with your fellow MGs. Our guest speaker, Lars Demander of Clover Nook Farm, Bethany CT, will speak about the challenges of running a family farm for four generations and the importance of preserving farmland.

For directions to the extension office, please click [here](#).



### Agenda:

- |          |   |
|----------|---|
| 9:00 am  | Socialize / Brunch  |
| 10:00 am | Business meeting and elections                                |
| 11:00 am | Guest Speaker Lars Demander,<br>Clover Nook Farm, Bethany CT. |
| Noon:    | Door Prizes!  |



## Officers 2017

<b>President:</b>	Theresa Hennessey president@ctmga.org
<b>V-President:</b>	Katherine M. Kosiba cmga@comcast.net
<b>Treasurer:</b>	Paula Russo cmga@comcast.net
<b>Secretary:</b>	Jean Fletcher cmga@comcast.net

### Board of Directors:

Marge Bingham	Kathy Culhane
Jean Fletcher	Theresa Hennessey
Kim Kelly	Katherine Kosiba
Marie Kuchy	Margaret McElroy
Diane Ostheimer	Debi Prior
Paula Russo	Pat Taylor
Susan Turner	

<b>CMGA website:</b>	www.ctmga.org cmgaweb@ctmga.org Vicky Ambrosey (Editor) cmganews@gmail.com
<b>The Laurel:</b>	Alicia Cornelio (Editor) cmga2@comcast.net
<b>Membership:</b>	Ken Zacharias (Chair)

### UConn Extension Center Coordinators

**Bartlett:** **Pat Carroll**  
203-322-6971x18 patricia.carroll@uconn.edu

#### (by County):

**Fairfield** **Sandi Wilson**  
203-322-6971 sandra.wilson@uconn.edu

**Hartford:** **Sarah Bailey**  
860-570-9010 sarah.bailey@uconn.edu

**Litchfield:** **David Lewis**  
860-626-6240 david.lewis@uconn.edu

**Middlesex:** **Gail Kalison Reynolds**  
860-345-4511 gail.reynolds@uconn.edu

**New Haven:** **Judith Hsiang**  
203-407-3167 judith.hsiang@uconn.edu

**New London:** **Paul Armond**  
860-885-2823 paul.armond@uconn.edu

**Tolland:** **Jean Madden-Hennessey**  
860-870-6934 jean.madden-hennessey@uconn.edu

**Windham:** **John Lorusso**  
860-774-9600 john.lorusso@uconn.edu

**UConn Home & Garden Education Center:**  
877-486-6271 www.ladybug.uconn.edu

**State Coordinator for the MG Program:**  
**Sarah Bailey**  
860-570-9010 sarah.bailey@uconn.edu

**The Laurel** is published four times a year for Connecticut Master Garden Assoc. members. Please send news, photographs and calendar items by email to cmganews@gmail.com

**Deadlines for publication are January 1, April 1, July 1, and October 1**  
Copyright © 2017 by

## President's Message

Dear Gardening Friends:

I hope you had a fun, productive summer that also included some time to relax in the garden. In my own garden, I observed some plant combinations that I like to call a "butterfly bed-and-breakfast". Through a happy accident, I planted several swamp milkweed plants in front of my buddleia bush. Over the summer, monarch butterflies would flutter in for a sip of nectar from the buddleia, and then stay to deposit eggs on the milkweed. Days later, those familiar black, white and yellow-striped caterpillars were happily munching on the milkweed. In my annual garden, some dill seeds happened to self-sow among the zinnias. As these companions grew and blossomed, lovely swallowtail butterflies would feed on the zinnias, and later their green and black offspring would feed on the dill. I thoroughly enjoyed watching my "pet caterpillars" grow and mature, hopefully into next year's butterflies. Do you have any butterfly bed-and-breakfast combinations in your garden?

If you want to learn more about beneficial plant combinations, be sure to check out Thomas Rainer's 2015 book, co-authored with Claudia West, "[Planting in a Post-Wild World: Designing Plant Communities for Resilient Landscapes](#)". According to his research, plants are social creatures that thrive in specific ecological networks, and should not be planted in "solitary confinement" in our gardens. Check out his April interview with Margaret Roach in the NY Times: [Here](#).

We are thrilled to have Mr. Rainer as our keynote speaker at the 2018 CMGA Garden Symposium. So, mark your calendars for Saturday, March 17, 2018. You won't want to miss it!

Happy gardening!

Theresa Hennessey, President

# CMGA Summer Garden Safari August 24

It was a fun and fabulous time at the 2017 CMGA Summer Safari! A record 100 members attended the semi-annual meeting led by President Theresa Hennessey. Enders Island in Mystic is an idyllic place by the sea. The second tour was Certified Master Gardener Paul Coutu's gardening wonder at Kentford Farm. Thanks to Katherine Kosiba for chairing the Safari committee. Volunteers who contributed to event planning and/or event day activities included: Paul Armond, Elaine Ackley, Susan Bellefleur, Alicia Cornelio, Toni Leland, JoEllen Vasbinder, Jack and Lori Faski, Rob Lewis, Margaret McElroy, Paula Russo, and Theresa Hennessey who also coordinated the event registration. It was spectacular!



Enders Island pictures by Deb Prior



# More Summer Safari Pictures

Pictures of Kentford Farms





## CMGA Special Offers

### CMGA Commemorative Daylily Sale Extended through October!



Celebrate 25 years of the CMGA Symposium with the purchase of our own CMGA commemorative daylilies! Hybridized by Richard Howard, owner of CTdaylily in Wallingford, CT, each of these unique daylilies is registered with the American Hemerocallis Society, and they are **not** available to the general public. If planted this fall, these pot-grown plants are sure to bloom next summer. Each variety is priced at \$20.00 apiece, with a portion of the price going to support CMGA grants and activities. You can fill out the typable order form online and print, or just print and fill out on the CMGA website: <http://www.ctmga.org/>.



### Spearhead Spade Fundraiser a Success!

Due to the popularity and requests from the Spring, CMGA offered this unique fundraiser this autumn in connection with our 30th Anniversary of CMGA. There were three models of the Spear Head Spade with four colors available in the Short Handled model – yellow, pink, lime and lavender. If you missed this opportunity to purchase one of these terrific tools, watch for the 2018 CMGA Symposium Publicity where the shovels will be offered through the event registration for pick up on March 18, 2018 at our 25th annual symposium at Connecticut College in New London. You can fill out the typable order form online and print, or just print and fill out on the CMGA website: <http://www.ctmga.org/>.

# Succulent Sculptures

**By John Morabito  
Master Gardener Class of 2011**

Succulent gardens are very popular in garden retail currently. But if you have the time and interest, you can create these potted gardens yourself.




Cindy Morabito has created succulent sculptures for five years. She found these plants to be enchanting in their variety and ease of growth. So, she began experimenting with potted gardens and sculptures.

Succulents need very little water and can rot if watered too frequently. Drainage is essential, so use pots with a hole in the bottom. They grow well in potting soil made specifically for cacti and succulents with lots of vermiculite, but regular potting soil can be used.

In the sculpture at right, Cindy uses moss growing in a regular potting soil mix with green twine to hold the plants in place. She used a lot of sedum because of its flowing growth.

Cindy has tried many different kinds of succulents in her potted gardens. She won first prize in a contest at Stamford Hospital for one of her potted succulent creations.

*(continued page 7)*



## CMGA Online Store is Now Open

Celebrate being a certified Master Gardener by wearing something purchased from the Connecticut Master Gardener Association online store. Below are just some of the many items available.




To begin shopping: <http://www.barkerstores.com/cmga/>  
A link to the online store is also on the home page of the  
CMGA website: [www.ctmga.org](http://www.ctmga.org).

### *Succulent Sculptures, continued from page 6*

Many garden centers offer succulents for sale. There are also online sites where these plants can be purchased.

For more ambitious gardeners, cacti and succulents can be propagated very easily. No water is necessary! Get cuttings from a friend and wait patiently. Simply place a leaf from a plant in a potting soil mix, place it in the sun, and watch a new plant pop up from the leaf.

A picture of Cindy's many potted succulent gardens at right.

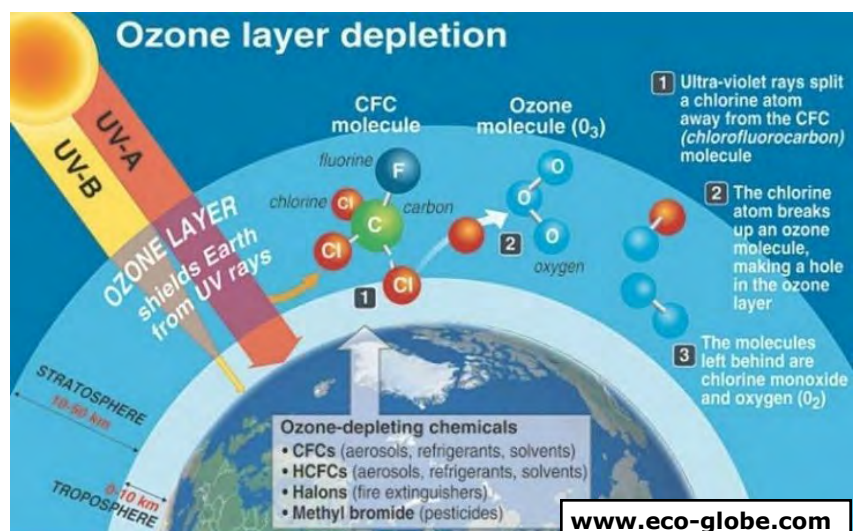


# Ozone Depletion and its Effect on Plants

By Alicia Cornelio,  
Editor, Laurel

I had the pleasure of touring Kalmia Garden at Gastler Farm in Durham with owner and long time farmer Tim Gastler. As he pointed out the many different trees, shrubs, and flowers on the farm he said "I used to grow many Mountain laurels in my fields but the sun is too hot for them now". Also, many perennials that tolerated full sun now need part sun conditions. It was a shocking observation of the ozone depletion problem. It has not gone unnoticed by Connecticut agriculturists.

The ozone layer was created two billion years ago when algae released oxygen in the atmosphere through a new process known as photosynthesis. Some  $O_2$  molecules were split into single oxygen molecules by UV radiation and then recombined to create ozone —  $O_3$ . This ozone layer has been stable and protecting life on Earth until recently. Man-made compounds in old refrigerants and aerosol sprays, known as ODS, floated up to the stratosphere and broke down into chlorine and bromide molecules that stripped away oxygen molecules from  $O_3$ . The Montreal Protocol in 1987 banned the use of CFCs, in the best example of international cooperation to save the environment. Today, the ozone layer is healing slowly. But will we have time to save our crops?



Ozone depletion results in increased ultra-violet B radiation that has serious and noticeable effects on plants. The worst effects are near the equator but due to cold temperatures in our latitude, repair of damaged plant tissue is slower, so effects are more permanent.

Evergreen shrubs are most susceptible to UV-B radiation at our

latitude resulting in Tim's observation of his Mountain laurel. As explained by the EPA: UV-A radiation, visible light, is more strongly absorbed by the ozone layer than UV-B radiation. Increased exposure of UV-B rays to humans are increased risk of skin cancer, cataracts, and a suppressed immune system.

In plants, the EPA states that UV-B can cause changes in plant form, distribution of plant nutrients, timing of developmental phases, as well as damaging effects of on plant tissues themselves.



These changes have implications for plant competitive balance, herbivory, plant diseases, and biogeochemical cycles.

UV4Plants, an international association for plant UV research, explains challenges for agriculture in a brochure you can view [here](#).

Cultivated monocrops developed to grow in one set of environmental conditions for high yield and to transport over long distances to feed large

populations, are most vulnerable to any environmental change. Future harvests of wheat, corn, and soybeans could drop by 22 to 49 percent, depending on the variety according to a study by the Potsdam Institute for Climate Impact Research.

Cultivated plants might have lower potential to produce beneficial phenolic substances following exposure to UV-B rays. Phenolic compounds constitute a group of secondary metabolites which have important functions in plants. This danger will have a profound effect on the human and livestock food supply. Moving crops north is not the answer since the ozone layer is thinnest near the poles. Since breeding takes years for results, humans may not win the race to save the crops it has developed for a very long time.

Uncultivated plants have shown better resiliency to increased UV-B radiation. Ironically, medicinal plants in some experiments have actually increased their production of active phenolics increasing their medicinal properties.

The only way to quickly adapt to our recently changed environment is to adapt the way we cultivate and transport our food. We can begin by eating local foods, cultivating heirloom plants that are not newly developed monocrops, and looking for new foods that have resiliency to UV-B rays. Shade is no longer a gardening detriment!

Sources:

"Health and Environmental Effects of Ozone Layer Depletion."  
<https://www.epa.gov/ozone-layer-protection/health-and-environmental-effects-ozone-layer-depletion>

"Ozone depletion, ultraviolet radiation and plant life ." <http://www.sciencedirect.com/science/article/pii/S1465997299000380>

"What is Ozone Layer?" <https://www.conserve-energy-future.com/ozone-layer-and-causes-of-ozone-depletion.php>



This new documentary film flips the landscaping paradigm by raising awareness about the critical role native plants play in the survival and vitality of local ecosystems. Short discussion to follow 90-minute film.

## **Free film screening — open to the public!**

### **Attend free film screening at one of these locations:**

October 15, Sunday, 2:00-4:00 p.m.  
Tolland County Extension, 24 Hyde Avenue, Vernon

October 17, Tuesday, 6:00-8:00 pm  
Middlesex County Extension, 1066 Saybrook Rd, Haddam

October 25, Wednesday 10:00 a.m. – noon  
Windham County Extension, 139 Wolf Den Road, Brooklyn

October 25, Wednesday, 6:00-8:00 p.m.  
Jones Auditorium, CT Agricultural Experiment Station, 123  
Huntington St, New Haven

### **Advance Registration is required at:**

<https://uconnmastergardeners.gosignmeup.com/Public/Course/Browse>

If using this *gosignmeup* site for the first time, first *Create Account* in the upper right corner in order to register

If you have a question, please contact [president@ctmga.org](mailto:president@ctmga.org)

The Connecticut Master Gardener Association is an equal opportunity program provider



# Connecticut **Master Gardener** Association **2018 Membership Form**



for the calendar year Jan. 1, 2018 to Dec. 31, 2018  
**Annual Dues are \$20**

**PLEASE PRINT**

Name		
Street		
City	State	Zip
Email	Phone	
Office Certified (extension)	Year	Membership Status (renew/graduate/new)

Membership is restricted to Master Gardeners  
**Dues are payable by December 31, 2017.** Please check your payment option.

I am mailing this form and check.  
(check payable to "CMGA") to:  
**CMGA Membership**  
PO Box 803  
Windsor, CT 06095-2250

I am e-mailing this form to:  
**membership2@ctmga.org**  
and paying my membership **online**  
using **Paypal** at "Pay Dues Online"

**CMGA is run exclusively by volunteers & is always happy to welcome participation by its members.**

Please check any activities with which you are willing to help.

- Symposium (March)     
  Summer Safari (July/August)     
  Annual Meeting (Nov)  
 CMGA Board Member (meetings and committee work)     
  Publicity/Public Relations  
 Partners Program Chair     
 For more information, Email us at [president@ctmga.org](mailto:president@ctmga.org)

Other skills/suggestions =>

Dues provide a subscription to our newsletter, *The Laurel*; discounted admission to the annual symposium; discounts at area garden-related businesses; support of the Master Gardener Program at the University of Connecticut Extension Service; and grants and support for Master Gardener activities throughout the state.

CMGA would like to take advantage of the latest technology in communications; please let us know if you would prefer to access *The Laurel* online instead of receiving a hardcopy. The online version is in full color; we will send you an email when it's available. All new members, beginning in 2013, have online access only. *The Laurel* currently costs CMGA approximately \$10 per member to print and mail each year to those receiving a hard copy. If you have signed up for online access in the past, you will not receive a hard copy.

Save trees, postage and fuel!  
Check Here if you want to view  
*The Laurel*  online only

**CMGA**  
C/O Ken Zacharias  
P O Box 803  
Windsor, CT 06095

# THE LAUREL 2017



#UConnExt100years

[www.ctmga.org](http://www.ctmga.org)

