



The Laurel

Connecticut
Master Gardener Association

Winter, 2012 Volume 25, No. 1

Exploring Diversity in Garden Design

2012 Symposium

March 24, 2012
Manchester Community College Campus
Registration: 8:00—9:00

Cost: \$65 members and their guests
\$85 non-members
Morning coffee and lunch are provided

Keynote speaker, **Ken Druse**, author, photographer and host of *Real Dirt*, a public radio and podcast of interviews with outstanding horticulturalists.
Lecture: **Natural Companions: The Garden Lover's Guide to Planting Combinations**

Closing speaker: **Scott LaFleur**, Director of Horticulture and Botanic Garden New England Wildflower Association.
Lecture: **Listening to the Landscape: Using Nature's Clues to Design a Garden that Works**

Learn more about the breakout sessions on page 3

Some of the Vendors who will be at the Symposium
Connecticut Agricultural Experiment Station
Garden Party—Home garden parties featuring tools, décor, gifts
Ellen Hoverkamp: My Neighbor's Garden digital scanning photography
Natureworks—Unique gifts, gardening accessories and plants
Wavzcap—Gardening hats
Connecticut Gardener—The definitive resource on gardening in Connecticut.
Ballek's Garden Center— Herbs, seeds and flowering plants.
UConn Silent Auction (bidding closes at 1:00)
and more!
Vendors will be open from 7:30—1:30
Vendor space still available: Please contact: cmganews@gmail.com



Officers 2012

President:	Maureen Gillis president@ctmga.org
Vice-President:	Diane Ostheimer osthedia@att.net
Treasurer:	Toni Royal pita60@aol.com
Secretary:	Tracy Burrell Burrell.tracy@gmail.com
Membership:	Kathy Baechle k.baechle@comcast.net

Board of Directors

Billy Baxter	Fran Maynard
Jay Beausoleil	Ellen Morse
Marge Bingham	Bill Overton
John Carlson	Diane Ringelheim
Roger Gregoire	Richard Schaffer
Paul Grimmelson	Charlie Tefft
Nancy Hinchey	Lynne Warren
Kim Kelly	

Cooperative Extension Center Coordinators (by County):

Fairfield: 203-207-3262	
Fairfield (Stamford): 203-322-6971	Regina Campfield mastergardener@bartlettarboretum.org
Hartford: 860-570-9010	Sarah Bailey Sarah.bailey@uconn.edu
Litchfield: 860-626-6240	Pat Eldredge Patricia.eldredge@uconn.edu
Middlesex: 860-345-4511	Victoria McCarthy Victoria.mccarthy@uconn.edu
New Haven: 203-407-3167	Judith Hsiang Judith.hsiang@uconn.edu
New London: 860-885-2823	Susan Munger Susan.munger@uconn.edu
Tolland: 860-870-6934	Deb Prior Deborah.prior@uconn.edu
Windham: 860-774-9600	Deb Lee deborah.2.lee@uconn.edu
UConn Home& Garden Education Center: 877-486-6271	www.ladybug.uconn.edu

CMGA Website: www.ctmga.org
Rondi Niles : cmga@comcast.net

The Laurel :
Nancy Hinchey
Lynne Warren
cmganews@gmail.com

President's Message

Happy New Year and congratulations to all new Master Gardeners (and new AMGs and "bar" holders). And welcome to all new MG students. We hope you all will become active in CMGA in some (or many) ways . . . by participating in our events, serving on a committee, continuing to support your Extension Center, leading or teaming in an outreach project, or continuing your gardening education. We have an exciting roster of events for 2012, starting with our annual symposium on March 24, featured in this issue of *The Laurel*. Take a few minutes and sign up, if you haven't already. In addition to being an exciting and educational day, and an opportunity to mingle with your fellow MGs, this is our most important fundraiser. We count on these revenues to fund a portion of our outreach grants to you; stipends for the MG offices; and scholarships for new students. 2012 also marks the 25th Anniversary of CMGA. From our beginnings with 45 people gathered at the Middlesex Extension Center, we have grown to over 1,000 strong across all areas of the state. We are planning a special celebration in the fall, including a trip down memory lane that you won't want to miss . . . we're dusting off those old photos with the "big hair" styles of the 80s we all so fondly remember. If you haven't paid your dues yet (still only \$20), please check www.ctmga.org to download the form to mail, or to pay online. Remember, new graduates need to join to continue in the MG alumni association, but current students can participate in all events and enjoy all benefits but are exempt from dues until graduation. If you have any questions or suggestions about CMGA, please feel free to contact me at : president@ctmga.org

I hope to see you all at the Symposium!

Maureen Gillis



The Laurel is published four times a year for members of the Connecticut Master Gardener Association. Please send news, photographs and calendar items by email to cmganews@gmail.com

Deadlines for publication are January 1, April 1, July 1, and October 1

Copyright © 2011 by the Connecticut Master Gardener Association

SYMPOSIUM SESSION LEADERS

Make sure to sign up for two of the following sessions! Information was mailed in January but if you've misplaced it, check our website: ctmga.org



Karen Bussolini presents:

Healing Our Home Turf: Landscaping with Native Plants.

Use nature as a guide to create a healthier landscape in ways that will reduce your costs and improve your gardens.

Nancy DuBrule Clemente presents:

Getting the Most From Your Perennials

Learn professional techniques that will keep your garden looking its best all season long.



Sal Gilbertie presents:


Herb Gardening From the Ground Up

This session will cover the history, cultivation and future of herbs. Samples to be shared!

Lee Reich presents:

Weedless Gardening

Nurture your soil from the top down to keep plants healthier and minimize your time spent weeding.



Raymond Rogers presents

Lots of Pots: Designing Container Plantings

Create well-designed container plantings by applying design elements featuring color, line, form, space and texture.

Vincent Simeone presents:

Woody Plants for the Four Season Garden

Explore woody plant selections that offer multi-season interest and attract wildlife.



Meet the new coordinators

by Nancy Hinchey,



Healing from a broken ankle has not slowed Deb Prior, the new Tolland County Extension Coordinator. With the start of the 2012 Master Gardener classes at the TAC center, she and Deb Lee, who is also new to her position in Windham County, have had to hit the ground running. Nicknamed the two Debs, they have become a formidable team in dealing with the last minute details in setting up the classroom for over 50 new MG Interns. “I arrived early to get set up and the interns were right on my heels, coming through the door. They are an enthusiastic bunch!” said Deb Lee.

Leslie Alexander, State Coordinator, said “These accomplished women have diverse backgrounds and bring so much to the Master Gardener program. They know they can depend on each other to get the job done. Already, they have proven they are a team.”

Deb Prior became hooked on the MG program by taking Advanced Master Gardener classes to further her knowledge of landscaping and gardening. Later, the opportunity came to leave the 9-5 grind, start her accounting business and take the Master Gardener class. “I knew there was so much more to learn. After completing the program, I concluded that, well, THERE IS SO MUCH MORE TO LEARN!” she said. “What I find most enjoyable about being a Master Gardener is the learning, discovery, the outreach and the problem solving, all in the team environment of this wonderful program.”

Deb Lee was introduced to the wonders of gardening through her parents, who were avid gardeners. “I have been gardening since the age of 4. Some of my earliest gardening memories are of my parents ‘rescuing’ plants at some of the grand old houses along Montauk Highway (Long Island) just days before those estates were bulldozed and turned into housing developments and shopping centers. Our family trips often involved visits to botanical gardens and as a child, I probably suffered repeated whiplash injuries from my parents braking suddenly for another nursery or garden center.”

Deb Lee’s background includes a degree in biology from Wells College, an M.A. in teaching from Fairleigh Dickenson University and a Ph. D. in ecology from UConn. She has over 40 years of teaching experience high school and college and is the co-owner of Woodland Trails Wildflower Nursery in Eastford, CT. She has also served on the Wetland and Conservation Commissions.

When asked what they would like to see for the future of the Master Gardener program, they both agreed they would like to see more funding for the program and more recognition of the hard work MG interns and alumni provide to their communities across the state.

Their enthusiasm and practical knowledge will surely enhance the MG program, the classroom and their extension offices.

The New Climate Normals

by Lorraine Ballato


Updated every decade, climate normals from NOAA's National Climatic Data Center are 30 year averages of weather information. As each new decade's figures are added in, those of the trailing decade are dropped.

The new 30 year climate normals period now runs from 1981 to 2010. Since the decade of the seventies was unusually cool and the past decade was the warmest ever recorded, it's not surprising that the average temperature for most locations rose. But what is surprising is that many parts of the country actually had cooler average maximum temperatures in July in the 2001-2010 period than they did 30 years earlier. It was the average overnight low temperatures, not the daytime highs, that changed most compared to the 1970's, resulting in an overall average temperature increase for all states. How will these warmer nights affect plants? According to Jennifer Freeman, a science writer with the American Meteorological Society, some pest problems may increase. For example, the woolly adelgid that threatens hemlocks in the East and the pine bark beetle that is attacking forests in the West may both benefit from warmer winter nights. The growing range of some plants may change, with some species surviving farther north than before, while others may see the southern limits of their range shrink northward. Pollination patterns may change as plants bloom earlier in the spring.



To read more about the new climate normals and plants' response to warmer nights, go to *The New Climate Normals* at:

<http://www.climatewatch.noaa.gov/article/2011/the-new-climate-normals-gardeners>



Perennials and Bulbs: A Perfect Match by Lorraine Ballato


Good gardeners and professional landscape designers have long known that perennials and spring-flowering bulbs such as tulips, daffodils and alliums make excellent companion plantings. Not only can the proper pairings look great together, they can be mutually supportive. Colorful spring bulbs can complement emerging perennial foliage. When that foliage matures, it can mask the fading leaves of post-bloom bulbs. Researchers at Cornell University have cast the objective eye of science on the question of what bulbs and perennials to pair. Over four seasons at the university's Ithaca, N.Y. trial grounds (USDA zone 5), the Cornell team put various combinations to the test. Their results are now available to all on the university's website at www.hort.cornell.edu/combos along with some great photos.


Dr. William B. Miller, a professor and the director of the university's Flower Bulb Research Program, led the team. "The idea of pairing bulbs and perennials to achieve multiple goals is so desirable," said Professor Miller, "that we felt it deserved more than an anecdotal approach. We created an objective study to document what works and what doesn't in a typical spring garden." The combination trials were designed to achieve four goals:

1. Look at how early bulbs help extend the bloom season in the garden.
2. Explore how perennials might best be used to mask the dying foliage of post-bloom bulbs.
3. Consider leaf texture as a design element.
4. Examine the various roles color plays in creating successful combinations



Congratulations to the class of 2011

<p>Fairfield County Theresa Bearden-Rettger Andrea Fatse-Brosnan Kimberly Charles Amy Copeland Stark Raymond Crawford Julie Davies Siobhan Deveny Carol P. Duggan Helen Evans Eleanor Fraser Rosemary Gramitico Juanita Herd Dale Hidu Timothy Hidu Leslie Ide Cynthia Jaroszewski Mary King Holly Kocet Melissa Kwalek Luz V. Manso Virginia McKee Terry Merola Joseph Mingoello Elizabeth Montanari Susan Monteleone Sylvia Ohlrich Robert Popp Kathryn Prior Elizabeth Root Will Rowlands Anthony Rubino Kathryn Ruzek Kristine Scerbo Kitsey Snow Jean Stetz Puchalski Donald Strait Flo Vannoni Beverly Waczek Ann Marie Walker Deirdra E. Wallin Andrea White Robert Wojciechowski</p>	<p>Hartford County Barry Avery Dean Baldauf SHERALYN DORMAN Anne Dropick Lelaneia Dubay Amy Dumschott Sheila Dworkin Eileen Fisher Mary Lou Fleisner Jean Fletcher Faith Harkins Pamela Hawkins Linda Houde Stephanie Innes Peggy Jensen Linda Kozloski Debbie Kupfer Peter Leathe Margaret Lewis Brenda Malack Jessica Miranda David Morin Marty Musselman Darlene Normandin Mary Ellen O'Donnell Katherine Penton Marcia Piaskowski Karen Pierson Deborah Pike Sue Potter Elizabeth Rinaldi Lyn Rouleau Beverly Savulak Jonathan Sayers Jessica Sholovitz Richard Straub Alexis Wilcox</p>	<p>Brooklyn County Kim Belleavoine Judie Blackman-Chochran Janet Blanchette Patricia Braithwaite Jeffrey J. Bunnewith Lisa Burbank Tracy Capello Susan Chace Sandra L. Coderre Joy Daentl Susan Devokaitis Heather Driscoll Gregory Farlow Christina L. Fensley Cynthia Froslic Joyce E. Gould Diane Greggerson John Hall Eliza Kimball Patricia Lacasse Lynda Laux-Bachand Emily Logee-Savoie John C. Lorusso Sr. Renie Markow Nancy Massey Jackie Reali Bernadette Schuster Margaret Scotta Maria Smith Joe Suich Sr. Pamela Thompson Jeanne Vautour Suzanne Zack</p>	<p>Bartlett Arboretum: Jackie Barchilon Gina Beranek Patricia A. Carroll Jan DeAngelo Janak Desai Ann Dunnington Moira Eick Dianne Ingle Farley Joan M. Frost Colleen Giambo Ali Grubman Andrew Kijewski Michael J. Love John Morabito Christine Moreyn Karen Oh Joan Tracey Sequin Joanne Shonfeld Lisa Shuffro Pam Sloane Flora J. Smeaton Suzanne Ste. Therese Amanda Megargee Sutton Susanne Woods David Yih</p>
			
			<p>Middlesex County AMG certificate: Chantal Foster Maureen Gillis Martha Hansen Victoria McCarthy Janis Solomon Silver Joanne DiCamillo Beverly Weymouth Gold Betty Beaudette Beverly Weymouth (earned both silver and gold) Stacey Whitney</p>
<p>Hartford County AMG Fran Baiamonte Donna Dellacamera Patricia Eldredge Faith Geist Kathi Mag</p>	<p style="text-align: center;">Bronze</p> <p>Christina Beebe Claudie Blozy Karen Chase Patti Curtin Sandy Goralnick</p>	<p>Steven Kovack, JR. Donald Lukaszek Robert Lyle</p>	<p style="text-align: center;">Silver</p> <p>Rebecca Martorelli Jean St. Clair</p> <p style="text-align: center;">Ruby</p> <p>Sarah Bailey</p>

<p>Middlesex County Susan Allison Tad Bartles Barbara Batt Grant Brandsen Heidi Brown Lois Bukowiec Tammy Burt Laurie Chapman Anne Charlton Linda Clough Pat Cosgrove Toni Costello Kathy Culhane Michael Dodd Diane Erling Leonie Frank Wilma Gregoropoulos H. Kaye Griffin Coralie Howard Kathleen Hull Jacque Jones Tom Kalal Christine Kane Hana Koniuta Elizabeth Larson Barbara Muhlfelder Wendy Parker Bonnie Penders Gail Reynolds Karen Rottner Jane Sabatini Gretchen Salvatore Emily Santos-Poplawski Stephen Sawyer Monica Smith Patrick Smith Kelly Starr Kim Starr Linda Kalison Stuhlman Sherry Van Liere Lauren Vickerman Anne Wolak James Woodworth</p>	<p>Bartlett AMG Jean Hersh Elaine Hjelte Judy Hopkins Cathy Lynch Beth Miller Charlie Northshield Sandy Paget Phyllis Padro Brian Prosser</p> <p>Bronze Ros Brady Pam Hale Nedra Gillette Carolyn Sears</p> <p>Silver Ganga Duleep Betty Johnson</p> <p>Ruby Linda Nykaza Albanese Phyllis Atkinson Joanne Frentz</p> <p>Ruby Bronze Alice B. Smith</p>	<p>Fairfield AMG Margot Abrams Bill Sturman Jane Butler Irene Skrybailo Ruth Flahive Dawn Harrison Kathie Oshann</p> <p>Bronze Fran Litwin Carol Beerbaum Allan Brown Shelley Margolis</p> <p>Silver Lorraine Ballato Donna Katsuranis</p> <p>Gold Bar Donna Katsuranis</p> <p>Ruby Sandra Wilson</p>	<p>Brooklyn AMG Ellen Bender Rondi Niles Susan Pelton Lynne Warren</p> <p>Bronze Anne Latham Dr. Robert Stetson</p> <p>Gold Jim Raynor</p> <p>Ruby Jim Raynor</p> <p>Ruby Bronze George Smith</p>
			
<p>Any errors or omissions are unintentional. Please send corrections to : cmganews@gmail.com</p>			

Fun FACTS:

QR (quick response) codes are now becoming more prevalent with the expanding use of smartphones and Ipads.. They connect the physical with the virtual world. You've seen them everywhere but to gardeners, they can be invaluable. For a gardener, their real value lies in educating us and keeping us up to date about plants, especially when making purchases. Plant tags can only go so far but a QR code can provide in-depth plant information directly to IPads, and smartphones. Embedded in the code is the common name of the plant, the Latin name and pronunciation, zone information, size dimensions, bloom time, sun and soil preferences and direct links to Wikipedia articles and Flickr images of the plant. This last feature of providing links to Flickr images is particularly useful to see what the plant will look like in various seasons of the year and at various stages of maturity. You'll be seeing QR codes on seed packets just like they were on my bulb packages this past fall

This example is the QR code for CMGA's website!



Locavore Marmalade

By Diana Ringelheim, Advanced Master Gardener

Gardeners know how profoundly satisfying it is to harvest food from our own gardens during the summer months. That same feeling can be had by growing fruit as houseplants. The most commonly grown genus of fruit-bearing houseplant is Citrus. This article is about my experiences with the hybrid Citrofortunella, the Calamondin Orange.

The original motivation for growing the plant was the intoxicating perfume of the flowers, and the fact that it begins blooming in February or March when flowers are the most therapeutic. My particular plant is variegated, the flowers bloom pure white and the fruits develop with green and white variegation, changing to orange several months after forming. The plant is also available with a solid green leaf, which is usually more vigorous and may produce more flowers and fruit than mine. I do not hand pollinate and I doubt that I have insect pollinators indoors, so I assume the flowers are self-fertile.

Producing fruit makes huge demands on a plant and growing indoors only compounds the problems. For this reason, I fertilize my plant all year long, even in the darkest days of winter. It receives reduced rations in winter but still performs better because of them. The same procedure applies to all my houseplants; even though they are not actively growing, they are fed a 15-30-15 fertilizer at the rate of 1/8 teaspoon per gallon, per week. This disqualifies my marmalade as organic, however I would shudder to think that the soil in my potted plants, in the house, is as biologically active as my organic garden soil outside. Mother Nature did not create houseplants – or houses for that matter – so extraordinary measures are necessary if we elect to keep botanical pets. In addition to the fertilizer, I use a product called Super Thrive which contains vitamins, minerals, and other secret ingredients and which has a miraculous effect on all my houseplants. It is a product that works in conjunction with fertilizer and I use 1/4 teaspoon in with the gallon of fertilizer water once a week.

Luckily for me, my den windows are large and face southeast and southwest and the Calamondin Orange is placed to receive the maximum amount of light. I bring the plant in from its summer outdoors as late as possible, when a general frost is predicted. I live at the top of a small hill and can usually wait until late October or early November. I give it a good bath with the hose (the nozzle has multiple settings and the one marked 'Shower' gives the best result) being sure to spray under the leaves and the stems, or trunk, to dislodge any insects. Those of us who grow houseplants know that we will never dislodge all the insects, even on the plants kept inside all year, but the bugs that are problems for plants don't bite us, so we compromise.

The insects I have the most trouble with are scale. When the Calamondin Orange was smaller, I'd take it to the bathtub and spray with horticultural oil which is effective. Now I have to treat it in the den and I have a plastic tarp (used only indoors) on top of which I put an old bed sheet to catch the drips. I have several plants that have outgrown the bathroom door and the bathtub and this method works nicely for all of them that suffer with scale. Sometimes the infestation is small enough to ignore until I take the plant outside in the spring. Once the plants are moved out of doors, the balance of Nature keeps these problems under control without further action on my part.

The orange tree is now in a 15 inch pot and can never be potted in anything larger because I couldn't move it. It is about 20 years old and has been root pruned frequently. This is done in the spring; about 2" of the root ball is carved



continued from page 8



off the bottom and the sides and the plant is given fresh potting soil (I now put great effort into finding potting soil without fertilizer because I want to control the application). The orange will not bloom for a year after root pruning, but the procedure can be done every third year so the supply of marmalade is almost uninterrupted.

In mid to late April, the tree is put outside for the growing season. It is usually in bloom already, having had two or three flowers open at a time since early March. It is gradually introduced to sunlight to avoid leaf scorch. Once the leaves are on my oak trees, the orange only receives 4 hours of sunlight a day. I maintain the weekly application of diluted fertilizer (now at the rate of 1/4 tablespoon per gallon) and Super Thrive (still at 1/4 teaspoon) and the plant produces a large crop of flowers at the end of June, and sometimes again in August. Fruits are already present from the flowers that bloomed in March indoors, and they will wait in good condition until you are ready to harvest the entire batch.

Harvest occurs early in March which allows late fruits to ripen. All fruit is removed so the plant will be ready to begin producing a new crop. The largest fruits are only about 2" in diameter but skin and all can be used for marmalade, excluding the pits. For a plant that doesn't need a pollinator, there are lots of pits.

Kumquats are part of the genetic makeup of Calamondin Orange so the skins of the fruit are sweet – the segments (similar to Mandarin Orange) are sour. I cut each fruit into quarters and remove the largest pits. Then I measure the cleaned fruit in a glass quart measure to determine how much sugar will be required (an amount equal to the fruit). Before adding the sugar, the fruit is cooked for about 10 minutes, skimming off any small pits that rise to the surface. Remove the pot from the burner and add the sugar, making sure it is thoroughly dissolved and evenly distributed. The natural pectin in the fruit is enough to create the proper texture. Freezing is less of a challenge than canning, so I freeze the marmalade in 2-cup containers to enjoy throughout the year. The last harvest I had was in 2010 when I put 24 cups of Connecticut marmalade in my freezer. The tangerine flavored marmalade is super on an English muffin.

Ecological Pest Management Made Easy

Lorraine Ballato

Want to know what biorational controls to use to deal with codling moths in your apples?
How about under what trade names the microbial pesticide Bt is sold?
Wondering if a pesticide is OMRI (Organic Materials Review Institute) approved for organic production?
This information and much more is available in the Biorationals: Ecological Pest Management Database (<http://www.attra.org/attra-pub/biorationals/>). Biorational pesticides include target-specific microbial products; plant-based and other pesticides that have low non-target impact or break down quickly into non-toxic compounds; and new types of pesticides such as pheromones and particle film barriers. The website has information on sustainable agriculture, including the organic production of horticultural crops, soils, compost, water management, pest management and marketing.



Calendar of Events



Free Lectures/Events

- Feb 13 "Gardening in the Shade" with Rita Bond
Simsbury Garden Club, 60 Old Farms Rd
West Simsbury, 11:30 am
www.simsburygardenclub.org
- Feb 23 "The Future of Plants" by Sir Peter Crane
UConn Dodd Center 4:00
- Mar 5- Greenhouse Spring Flower Show
16 9:30-3:00 daily, Elizabeth Park,
www.elizabethpark.org
- Mar 10 Spring Meeting with Arthur Haines,
author of New England Wildflower
Society's Flora Nova Angliae
CT AG Experimental Station, New Haven
www.ct-botanical-society.org
- Apr 7 Opening Rose Garden Workshop 10:00
snow date April 14th.
Rose Garden, Elizabeth Park
www.elizabethpark.org

AMG classes:

Jan

- | | | |
|----|----------------------------|-------------|
| 11 | Conifer Cultivars I | W. Hartford |
| 19 | Natural History of Ferns | Stamford |
| 21 | Chainsaw Safety | Haddam |
| 23 | Pruning Apple Trees | Tolland |
| 27 | Gardening to attract Birds | Bethel |
| 28 | Making Massage Oils | Haddam |

February

- | | | |
|------|-----------------------|-------------|
| 4&18 | Livable Garden Design | North Haven |
| 4 | Winter twig I.D. | Haddam |
| 8 | Conifer Cultivars II | W. Hartford |
| 9 | Eat Your Weeds | Stamford |
| 11 | Good Bug/Bad Bug | Norwich |

March

- | | | |
|----|--------------------|-------------|
| 17 | Organic Vegetables | North Haven |
| 22 | Urban Trees | Norwich |
| 26 | Stone Fruits | Tolland |
| 31 | Medicinal Plants | North Haven |

April

- | | | |
|----------------|-------------------------|----------|
| 4 | Seed Starting | Coventry |
| 12 | Pruning | Stamford |
| 18, 25 & May 2 | Landscape design Primer | Stamford |

For more information on classes and to register,
go to:

<http://www.ladybug.uconn.edu/documents/>

Another great resource:
<http://dig-itmag.com/features/index>

Organizations with ongoing lecture series/classes:

Connecticut Forest and Parks Association
Ongoing lectures, hikes and classes

<http://ctwoodlands.org/events>

Connecticut Hardy Plant Society*

Lectures held from September through April

<http://cthardyplantsociety.org/calendar.html>

HPS symposium will be on March 3

Connecticut Horticultural Society*

Lectures held the third Thursday of the month
Emanuel Synagogue, West Hartford

http://www.cthort.org/program_meetings

CHS symposium will be on March

Connecticut Invasive Plants Working Group (CIPWIG)*
Meetings, symposia, events

<http://www.hort.uconn.edu/cipwig/>

New England Wildflower Society*

Ongoing series of classes, lectures

<http://www.newfs.org/learn/adult/all-classes/>

New York Botanical Gardens*

Ongoing series of classes, lectures

<http://www.nybg.org/adulted/>

Annual Events:

Feb 23, 2012 to Feb. 26, 2012

31st Annual Connecticut Flower and Garden Show*

Theme: Traditions of Nature

www.ctflowershow.com

March 16 2012 Garden Conference*

University of Connecticut, Lewis B. Rome Commons

email: Richard.mcavoy@uconn.edu

*Fees charged

Calendar items must be for events open to the public
and of interest to Master Gardeners. Please submit

to: cmganews@gmail.com

Deadline for next issue: April 1, 2012

Connecticut Master Gardener Association

year in review

In 2011, the CMGA:

- ◆ Provided almost \$4000 in grants for over two dozen projects across the state of Connecticut
- ◆ Awarded \$3000 in scholarships to master gardener interns
- ◆ Quarterly newsletter The Laurel published and delivered to statewide membership.
- ◆ Hosted the annual symposium March 26. Over 300 attendees participated.
- ◆ Awarded John Neff and Marie Dube lifetime memberships for their significant contributions to CMGA.
- ◆ Arranged a free Elizabeth Park Rose Garden tour.
- ◆ Taught Presenting 101, a free class conducted in four counties with over 100 students.
- ◆ Sponsored free Connecticut College Arboretum tours
- ◆ Hosted an ice cream social for MG classes 2010/2011 at the UConn Farm tour.
- ◆ Organized the Summer Safari.
- ◆ Sponsored a Victorian Naturalist Walk at Goodwin Forest.
- ◆ Donated one CMGA jacket to each of the MG graduations.
- ◆ Hosted the Annual Meeting featuring Rob Durgy and door prizes.
- ◆ Closed the Rose Garden at Elizabeth Park in November.
- ◆ Expanded the CMGA website to include more information and resources.
- ◆ Created a liaison program to enhance our partnership with UConn Extension.
- ◆ Added three new retailers to the CMGA partner discount program.
- ◆ Created a secure online payment for dues and event registration fees.
- ◆ Watched our Facebook participation grow:
 - over 500 photos added
 - over 200 postings
 - over 81,000 views of posts
 - over 500 post feedbacks



Copies of the budget and minutes are available on our website. Click on the Welcome tab to access them.

We have 20 *volunteers* serving on the CMGA board working in the eight counties throughout the state to provide opportunities to Master Gardener interns and graduates. Please join us for our board meetings or let us know what you would like to see in 2012. Meetings start at 10:00. Feb 7 and Mar 6 will be at the Elizabeth Park information Center, W. Hartford. Apr. 3 will be at Bartlett Arboretum, Stamford
If you would like to help with the 25th anniversary celebration, please email: cmganews@gmail.com

Membership is for a calendar year January to December. You can renew online at ctmga.org or send a check to: Kathy Baechle, 6 Christmas Tree Hill, Canton, CT 06019.

Please include your contact information and office/year certified

THE LAUREL 2012

Coming up in the next Laurel:

Top Tens! Send us your favorite seed company, nursery, garden tool
cmganews@gmail.com

For more news, events, photos, and updates on
the symposium and gardening world:

www.ctmga.org or



us on facebook

This month's Laurel contributors: Lorraine Ballato, Dick Shaffer, Diana Ringelheim
editors: Nancy Hinchey, Lynne Warren



THE LAUREL

CONNECTICUT
MASTER GARDENER ASSOCIATION

Spring 2012, Volume 25, No. 2


SUMMER FUN WITH CMGA



Our annual Summer Garden Safari, in conjunction with the CMGA semi-annual meeting, is scheduled for July 21 at the Middlesex County Extension Office in Haddam. This year's tour features an historical perspective dating from before the Revolutionary War. The two private gardens are both on historic properties in Haddam. Jan Sweet's gardens are located on her property "The William and Oliver Smith House" c. 1770. The gardens feature a viewing deck, planting, a bubbling fountain and sculpture. Rogene Gillmor's (MG '09 Haddam) property "The Increase

Brainerd House" c. 1755, features stone paths, perennial beds and borders, and the Ruby-Belle Vineyard, planted with seven varieties of grapes. The home's owners will be offering tastings of their own wines to our group.

The 2 nurseries we will visit are also historic. Ballek's Garden Center is in the center of the farm that has been in their family since the 1660's. Their stewardship of the land underlies their commitment to preserving and enhancing the beauty of nature through gardening. The second nursery, Town and Country Garden Center, is a third generation garden center, landscaping company and florist.



The day will begin at 8:30 with a continental breakfast, followed by a short CMGA meeting. At 9:30 we will board buses for a tour of two gardens and return to the extension center around noon (please bring a bag lunch, drinks and dessert will be provided). After lunch, there will be guided tours of two nurseries (transportation on your own). Registration is \$15.

Register online at <http://www.ctmga.org/#/summer-safari-pay-online/4551120615>

or mail registration (see back cover) to:

Diana Ringelheim
121 Godfrey Road
Fairfield, CT 06825

Please check the CMGA website for more information and photos!

OFFICERS 2012

PRESIDENT'S MESSAGE

President: Maureen Gillis
president@ctmga.org

Vice-President: Diane Ostheimer
osthedia@comcast.net

Treasurer: Toni Royal
pita60@aol.com

Secretary: Tracy Burrell
Burrell.tracy@gmail.com

Membership: Kathy Baechle
k.baechle@comcast.net

Board of Directors

Billy Baxter	Kim Kelly
Jay Beausoleil	Fran Maynard
Ellen Bender	Bill Overton
Marge Bingham	Diana Ringelheim
John Carlson	Richard Schaffer
Paul Grimmeisen	Charlie Tefft
Nancy Hinchey	Lynne Warren

Cooperative Extension Center Coordinators (by County):

Fairfield: 203-207-3262	Jackie Algon Jacqueline.algon@uconn.edu
Fairfield (Stamford): 203-322-6971	Regina Campfield mastergardener@ bartlettarboretum.org
Hartford: 860-570-9010	Sarah Bailey Sarah.bailey@uconn.edu
Litchfield: 860-626-6240	Pat Eldredge Patricia.eldredge@uconn.edu
Middlesex: 860-345-4511	Victoria McCarthy Victoria.mccarthy@uconn.edu
New Haven: 203-407-3167	Judith Hsiang Judith.hsiang@uconn.edu
New London: 860-885-2823	Susan Munger Susan.munger@uconn.edu
Tolland: 860-870-6934	Deb Prior Deborah.prior@uconn.edu
Windham: 860-774-9600	Deb Lee deborah.2.lee@uconn.edu
UConn Home & Garden Education Center: 877-486-6271	www.ladybug.uconn.edu

CMGA Website: www.ctmga.org
Rondi Niles : cmgaweb@ctmga.org

The Laurel:
Nancy Hinchey
Lynne Warren

cmganews@gmail.com

Happy Spring, Master Gardeners!

Thanks to all who attended this year's Symposium. We were 25% over planned attendance, bringing us near capacity. That means more dollars to support outreach and MG Program activities. The final results are not in yet, but we expect to almost double our budgeted profit of \$5,000. **We couldn't have done that without the support of the MG Coordinators**, who encouraged students and MGs to attend; the enthusiasm of attendees; and especially the aid of our volunteers.

Almost 50 CMGA members helped with this year's Symposium. . . assistance including providing access to the speakers' gifts (honey from CT bees!); introducing speakers; planning/set up/decorations; coordinating vendors and societies; publicity/registration; selecting/contracting with speakers; making copies/collating registration packets...the list goes on. And this year, for the first time, volunteers took over responsibility for breakfast and lunch, cutting our food costs by one-third.

I wish I could list everyone who helped, but the list is too long (and I would be sure to forget someone!). But I did want to thank a few people who went to extraordinary efforts.

John Carlson chaired the Symposium for the fourth year in row. As you can imagine, this entails a significant amount of work for many months. This was John's last year as Chair, but one of his first moves after the Symposium was to make sure MCC was booked for next year's event (March 23 , Save The Date!). Like the Energizer Bunny, he keeps going and going...

Diane Ostheimer wore many hats this year. Not only did she created the flyer and was responsible for registration (including session assignments, badges, materials, etc.), she painstakingly crafted the origami that created the Symposium "Look"—the flowers, badge decorations, and door prizes. But don't blame her if you didn't get your choice of breakout sessions—register earlier next year!

Jamie Burgess took on the behemoth task of the food. She shopped for the supplies/drinks; worked with Shop Rite to provide breakfast and lunch; set up and cleaned up; and even arranged donations from Cains Foods (dressings, chips, etc.).

And of course thanks, as ever, to Marge Bingham, who selects our extraordinary speakers. This summary doesn't even begin to express the amount of work ALL our volunteers did...thank you so much, everyone! I hope to see you at our next event, which is the Elizabeth Park Rose Garden tour (free and exclusive for CMGA members and their guests) on Tuesday, June 19 at 6 pm. This year, it will be followed by a wine and cheese reception at the Caretaker's Cottage and we will honor ALL the volunteers who helped with the Symposium.

Maureen Gillis
president@ctmga.org

The Laurel is published four times a year for members of the Connecticut Master Gardener Association. Please send news, photographs and calendar items by email to cmganews@gmail.com

Deadlines for publication are January 1, April 1, July 1, and October 1

Copyright © 2012 by Connecticut Master Gardener Association Inc

“An Evening of Wine and Roses” Tuesday, June 19th at 6pm

CMGA members will be able to step back in time with Rosarian Marci Martin on a guided tour through the rose gardens at Elizabeth Park in Hartford, CT. Marci will don full period costume as she describes the variety of roses in bloom. She is the President of the Connecticut Rose Society and a Master Rosarian with the American Rose Society. Marci has been instrumental in revitalizing the park's Heritage Rose Collection.

The rose garden at [Elizabeth Park](#) in Hartford, Connecticut is the oldest municipal rose collection in the United States. The first rose garden began about 100 years ago with around 100 bushes. Today there are 15,000.




A wine and cheese social for all will follow and Symposium volunteers will be honored.

This private tour is free for CMGA members and their guests.

Please let Diane Ostheimer (osthedia@comcast.net) know if you plan to attend so we can get a count.

Join us for a fun and informative evening!

Chelsea Botanical Gardens' Butterfly Pavilion 1000 Butterflies in a flower-filled greenhouse!



Chelsea Botanical Gardens in Norwich will hold its 5th annual Butterfly Pavilion from 10 a.m. to 5 p.m. June 7, 8, 9 and 10 at Hart's Greenhouse and Florist, 43 Clinton Avenue, Norwich. Tickets are \$4/child under 12 years old and \$6/adult; no tickets sold after 4:30 p.m. Hart's will be open for business throughout the event. Beverages and food provided by Mrs. B's Convenient Cuisine will be available on the weekend. For more information write chelseagardens@gmail.com or visit www.chelseabotanicalgardens.org; telephone: **860-889-6642**

It's a Wrap!



Judging from the high attendance (388), unsolicited **comments and completed evaluations, this year's** CMGA symposium was a grand success. The task of pulling an event of this magnitude together seems Herculean but we are truly blessed with the dedication of an amazing committee whose hard work made it seem effortless.

We will start with a big THANK YOU to John Carlson, who has chaired this committee for 4 years. He will be stepping down from the position but has created a template for us to follow. Marge Bingham found incredible speakers who managed to entertain and enlighten us.



The complicated registration task was handled beautifully by Diane Ostheimer, who was also responsible for the origami flowers that decorated our tables. Jamie Burgess and her team of Chantal Foster, Maureen Gillis and Chaleen Abely organized the food and beverages. MCC facilities coordinator Elaine Wiatr ensured that A/V presentations, security and other needs were met.



There are many more people who were helpful in **creating such a memorable occasion. We don't** have space to mention them all but do hope that they know how much we appreciate their efforts. We plan to thank ALL Symposium volunteers at the **"Evening of Wine and Roses" event on June 19, so** we encourage all to attend.

Also, thank you to all our members for supporting and attending this annual event. The funds raised during this event, along with annual dues, are used to support the extension offices, grants for master gardener projects, the CMGA mailings and website and scholarships for master gardener interns. If you would like to be involved with the planning of next **year's event, please contact** Maureen Gillis (president@ctmga.org).

Master Gardener Outreach East Windsor, CT BMX and Skate Park



Are you looking for a project that will involve all phases of design and implementation? Would you like to be involved in a project that not only encourages children and teens to be outdoors but also make the community aware of native, low maintenance and sustainable plants?

Come work with a team led by Cathy Testa, a master gardener who is a professional landscape

designer. During Phase I, volunteers for this project will have the opportunity to learn onsite evaluation: how to take measurements, assess conditions and how to begin a collection phase for design. Phase II will involve digital imaging for design use, assessing land impact from construction equipment and design concepts. Students may submit a design of their own if they wish or work with the lead designer on concepts and plant placement. Phase III will entail soil amendments, planting correctly, mulching, etc. This stage will also involve teaching volunteers, adults and youths who will be lending a helping hand.

The final phase of the project is to develop a maintenance plan. This will include how to best maintain the planting so volunteers from the BMX park can learn the importance of pruning, organic amendments, weeding, IPM and other topics learned from the Master Gardener courses that may be of value to the youth who will be using the park.

The park broke ground in April. Planting phases will begin in May. If you would like to join this project in any phase or see it through from start to finish, please contact:

Cathy Testa: cathy.testa@aol.com, 860-977-9473

Lori Gabriel, BMX committee chair, ewbm skatepark@yahoo.com, 860-623-0883

Check them out on Facebook: EW BMX Skate Park

Your vision for this park is welcomed

Help us make key design and planting decisions!

Adding Native Trees and Shrubs to Your Home Garden.

A partial list by Master Gardener Sue Sweeney

I'm often asked: "I want to go native but what to plant?" I like to start with shrubs and small trees – they provide structure, plus year round habitat and interest, while maturing faster than full-sized trees. This list is intended as a starting point, with a list of resources for further research at the end of this article.

As a general rule, if you want to plant native, stick to the species plants, preferably local genotypes. In my view, garden cultivars, particularly those that are resistant to this or that, and **those that distort the plants' natural characteristics, are unlikely to function as native.** Further, only the species plants from your area (not the other end of the state) are likely to be the acceptable host species for the specialized herbivores actually in your area.

Here is a small sample of native shrubs and trees to add to your garden.
(Editor's note: For Sue's complete list go to her blog at <http://nativeplantwildlifegarden.com/author/ssweeney/>)

American Bladdernut (*Staphylea trifolia*) – very pretty, well-behaved but under-used shrub, interesting late summer seed cases. Does well in somewhat dry shade.



Bladdernut seed pod



American hazelnut/American filbert (*Corylus americana*) – Grows in the wetter sections of the woods often near a wetland. Can be confused with witchhazel but look for the serrated leaf edges and the early-season catkins of this multi-stemmed birch relative. The hazelnuts that I know in the wild only produce a few fruit each year but they are encased in lovely, frilly, leafy skirts of lime and pink – you have to see this to believe it.

Buttonbush (*Cephalanthus occidentalis*) – outstanding large, thick bush for a wetter area. Very tough. Easy to start from seed. Beautiful mid-green leaves, pretty flowers, etc. Beloved of swallowtail butterfly larvae and many other insects and pollinators.



Cephalanthus occidentalis



Elderberry (*Sambucus canadensis*) – wonderful; starts easily from a cutting rooted in water. Berries are high in antioxidants for the birds. Can get 10-12 feet high. Does ordinary garden in part shade or full sun with ample water. Hollow stems were historically used for everything from flutes to drinking straws and needle cases. Stems break easily so should be protected. **Often called "nature's medicine chest".**

Sambucus canadensis

Maple-leaf Viburnum (*Viburnum acerifolium*) – best shrub there is for deep shade. Nice flowers and berries, good fall color. Can get 10 feet tall when the deer don't over browse it.



Maple leaf viburnum

Native Trees One of the most important things I have learned from arborists, when considering medium and large trees, is that we need to think in long time spans. Where you have a **large specimen in the last third of its life, or threatened in some way, I'd plant at least two young ones spaced so that if you lose the big tree in a storm it isn't likely to fall on both the replacements.** Remember also to plant young trees (1 to 5 years) as they recover and grow faster than older trees, besides being cheaper. The following is a sample of native shade trees, which are valuable to wildlife, have at least good fall color, especially when we keep diversity in mind when planting to get an extended season of color with maximum color contrast.

American basswood, American linden (*Tilia Americana*) 40-70' or more. Large tree with beautiful straight trunk, fragrant early summer flowers attract bees, dark green heart-shaped leaves turn yellow. OK in partial shade, not salt tolerant. Needs, and deserves, a large space. Plant this rather than the European lindens such as little-leafed linden.




Hackberry (*Celtis occidentalis*) 40-80', fast grower, prone to non-harmful leaf pests; nice fall yellow, orange to dark blue berries, bird favorite. Weak limbed, so best away from structures.

OK in sun or part shade and in damp but well drained areas. Prolific, bird-spread tree with lots of local cultivars adapted to, e.g., forest, shoreline, etc. Under used.



Scarlet Oak (*Quercus coccinea*): 75', a member of the red oak family (leaves have pointed tips unlike the white oaks which have rounded leaves). Tall, gorgeous. Like most red oaks, about twice as tall as it is wide. Naturally a forest tree but happy in meadow (lawn). Some think that red family oaks have better fall color than the whites but the truth is that they are all great. Oaks tend to turn color later in the season.

Sweetgum (*Liquidambar styraciflua*) 60-100', big tree for a big space, star-shaped leaves, spectacular fall color, spiny seed pots are loved by birds (and young human boys) but are a litter problem so plant away from paths, driveways and patios. OK in sun or part shade and in damp but well drained areas. Frequent by yellow-bellied sap suckers. This tree has a bad reputation for roots that damage cellar walls, sewer pipes, and the like. However, in reality, most trees if planted, e.g., near a sewer pipe with a crack, will send roots in for the water. I once checked the web sites for a large number of sewer districts nationwide and found that they disliked almost all local trees.



Good data and research sites for Connecticut:

[What's Native? What's not?](#) By Mark Turner, UConn Plant Database: <http://www.hort.uconn.edu/Plants/>
CT Botanical Society <http://ct-botanical-society.org/>
CT Endangered, Threatened Species http://www.ct.gov/dep/lib/dep/wildlife/pdf_files/nongame/ets10.pdf

Master Gardner Sue Sweeney, a life-long naturalist and gardener, specializes in non-chemical, minimally-disturbing conservation area restoration. She is Volunteer Head Steward of the [Scalzi Riverwalk Nature Preserve](#) in Stamford CT and teaches conservation restoration to Master Gardeners Interns and other interested parties. She also volunteers at the [Bartlett Arboretum and Gardens](#). [Email Sue](mailto:ssweeney44@yahoo.com) (ssweeney44@yahoo.com) for more information.



Goodwin College Launches Community Garden in East Hartford

On a long forgotten bit of earth behind a former transmission shop and a now-closed adult bookstore, there currently sits a bustling community garden, with 51 raised 8x8 plots.

The Goodwin College Community Garden, on Main Street in **East Hartford**, is the brainchild of **Sandy Pearce**, the college's webmaster and an avid gardener. Pearce persuaded the College to donate the land and materials for the project, which was open to both students and members of the public.

The response so far has been overwhelming, with nearly all plots assigned to gardeners. In addition to those maintained by individuals, the college has set aside some plots for groups and community organizations, as well as constructing three accessible raised beds for those with mobility challenges.

"It is magical to see this project grow, and bring in so many wonderful people along the way," Pearce said. **"We are so fortunate that the neighbors in East Hartford have so enthusiastically embraced this project, and it's been great for our students and staff as well."**

Pearce has partnered with the University of Connecticut Extension Master Gardener Program to provide opportunities for Master Gardener trainees to volunteer alongside the amateur gardeners, providing advice and help as planting season gets under way. The location of the garden, along a downtrodden but soon-to-be renewed stretch of Main Street across from Pratt & Whitney, is emblematic of the transformative power of **public community gardens**, according to **Lee Sawyer**, the college's communications director and garden volunteer.

"It is tempting to give Goodwin the kudos for supporting this project," Sawyer said. **"In reality, this is a true grass-roots collaboration, started by one employee's good idea, that is growing into something very special."** Some of the produce harvested from the garden will be donated to Food Share.

If you are interested in being a part of this project, please email Sandy Pearce at spearce@goodwin.edu, or visit Goodwin.edu/garden.

Calendar of Events



Free Lectures/Events

- Jun 2-3 **Connecticut Trails Day**
Events throughout the state
<http://ctwoodlands.org/CT-TrailsDay2012-SupplementRegistration>
- Jun 4-10 **Celebrate CT's State Flower**
Broken Arrow Nursery, Hamden
10:00 am
www.brokenarrownursery.com
- Jun 19 **CMGA Evening of Wine and Roses**
Elizabeth Park, Hartford, CT
6:00 pm
- Jun 23-24 **Rose Weekend**
Elizabeth Park, Hartford, CT
www.elizabethpark.org

AMG Classes

- May 15 Making Willow Fences (Storrs)
17 Hot Topics (Tolland) 9-noon FULL
29 Preserving Your Harvest (North Haven)
31 Latin for Gardeners (Vernon)

For more information on classes and to register, go to:
<http://www.ladybug.uconn.edu>

Also, don't forget to check out the Ladybug Blog

<http://uconnladybug.wordpress.com/>

Corrections:

Middlesex County: Betty Beaudette received her Ruby AMG certification in 2011. Congratulations!

Deadline for next issue: July 1, 2012

Organizations with ongoing lecture series/classes:

Connecticut Forest and Parks Association
Ongoing lectures, hikes and classes

<http://ctwoodlands.org/events>

Connecticut Hardy Plant Society*

Lectures held from September through April

<http://cthardyplantsociety.org/calendar.html>

Connecticut Horticultural Society*

Lectures held the third Thursday of the month
Emanuel Synagogue, West Hartford

http://www.cthort.org/program_meetings

Connecticut Invasive Plants Working Group (CIPWIG)
*

Meetings, symposia, events

<http://www.hort.uconn.edu/cipwg/>

New England Wildflower Society*

Ongoing series of classes, lectures

<http://www.newfs.org/learn/adult/all-classes/>

New York Botanical Gardens*

Ongoing series of classes, lectures

<http://www.nybg.org/adulted/>

Master Composter Program*

Now accepting registration (class limited to 20 students)

<http://www.ladybug.uconn.edu/documents/BrochureSpring12.pdf>

***Fees charged**

Gardening in Cyberspace

There is an interesting article in *Science Daily* about the impact of our very warm winter. Though we might have liked all those toasty temps in March and the early arrival of spring, it's not such a good thing, which this article details. To read more about warm weather and plants on fast forward, go to:

<http://www.sciencedaily.com/releases/2012/03/120319194048.htm>

A new digital publication designed as a free app for iPad and Android tablet platforms has just been launched called *A Garden Life*. The premiere issue is available for download now on [iTunes/Apple Store](#) or on the [Android Market](#). Each issue will explore and celebrate the concept of "life as a garden". The plan is to publish six issues in conjunction with a companion website (www.agardenlife.com) that will offer the magazine app content to consumers who don't have tablet technology. The website will include extensive databases of horticultural products and plants. The publisher will also offer readers a free, regular electronic newsletter of garden center product insights. [editor's note: the android app is not available for all models at this time.]



Gardeners Supply and Green Mountain Digital announced a new app called **GardenMinder®** (\$9.99) for your smart mobile device including iPhone, iPad, iPod, Nook and Kindle Fire. Available now on the App store, it includes everything you need to start planting a vegetable garden, with built-in reminders and how-to's.


Some features include a visual garden planner tool, weekly alerts tailored to only the crops you grow based on frost dates for your location, troubleshooting tips, the ability to create your own "Personal Garden Journal," and many more features. Go to www.gardeners.com for further information.

Planetsave.com has a list of the 5 best free gardening apps for Android. Check them out at:

<http://planetsave.com/2011/10/03/5-absolutely-free-gardening-apps-for-the-android/>

And if that wasn't enough, there's yet another iPad app called "Grow Planner" (\$9.99) from Mother Earth News. I hear from Doug Green, a highly regarded garden writer buddy of mine, that it is superb. To read Doug's review go to:

<http://www.douggreengarden.com/vegetable-gardening-ipad-app-review-grow-planner.html>



Your CMGA grants in growing motion



Genevieve's Garden at Thalberg Elementary School in Southington is ready for another busy growing season. New soaker hoses were purchased with **grant money awarded by CMGA to the school's** courtyard garden. The garden is designed to be a hands-on teaching environment for young gardeners with a wide range of abilities and physical challenges. Oak Hill School and Connecticut Institute for the Blind students have classrooms at Thalberg School and join in the gardening fun

during recess. Currently there are six mainstreamed handicapped students enjoying the garden with their fellow Thalberg schoolmates.

Uta Zickfeld, MG '07 and AMG '10, has been overseeing the development of the garden through the seasons. "Installing the soaker hoses has been a challenge since we have some students who use wheelchairs. We had to be sure the paths between the garden beds were smooth for them to negotiate." Concrete was drilled out to bury the hoses for a level surface. "The kids love being outdoors, they love the sunshine," said Uta .

Middlesex County Extension Center Program Coordinator Vicky McCarthy has also been involved with the garden from the beginning when the school was awarded a grant to create the teaching garden from the Southington Education Foundation. Under the direction of teacher Linda Reilly and many Master Gardener volunteers, the fourth and fifth grade members of the garden club are harvesting the garlic crop and planting many types of beans.

Currently the garden has four raised beds in which kale and spinach were planted last fall along with tulips and daffodils. In addition to growing flowers and vegetables, the garden club members will also learn about composting this spring. Pink Yaku Rhododendrons were planted along the walls of the courtyard and will encourage the butterflies to pay a visit.



To ensure a successful bean harvest, school maintenance workers will keep the crops watered throughout the summer.

THE LAUREL 2012

Summer Safari Registration

YES! I will be attending this year's Summer Safari.

Name _____ # attending _____

Please send registration and \$15 per person to:

Diana Ringelheim
121 Godfrey Road
Fairfield, CT 06825

or register online: <http://www.ctmga.org/#/summer-safari-pay-online/4551120615>

"NO TWO GARDENS ARE THE SAME. NO TWO DAYS ARE THE
SAME IN ONE GARDEN."

HUGH JOHNSON

The Laurel

Connecticut
Master Gardener Association

Summer 2012, Volume 25, No. 3

Are you concerned about invasive plants?



The Connecticut Invasive Plant Working Group (CIPWG) will present a one-day symposium on Thursday, October 25, 2012 from 8:00 am—4:20 pm at the University of Connecticut in Storrs, CT. The theme of the 2012 symposium is: Getting Real About Invasive Plants: Prioritize, Strategize, Mobilize. The event is open to the public and will include introductory information about invasive plants. People with all levels of interest

and experience are invited to attend.

Commissioner Dan Esty of the Department of Energy and Environmental Protection will deliver opening remarks. Keynote speaker Dr. Elizabeth Farnsworth of the New England Wild Flower Society will present “Twenty-first Century Tools for Tackling Invasive Plants: Identify, Prioritize, Mobilize”. Concurrent afternoon sessions will address decision tools for management projects, invasives 101, aquatic invasive plants and clean boating, economics, restoration with native plants, and other topics. Research posters and other educational exhibits will be featured throughout the day.

The registration fee is \$45 (if postmarked by September 21); \$55 if postmarked after September 21 or for walk-in registrations. Student fee (with ID) is \$25. Registration includes admission to all sessions and educational displays, parking, lunch, snacks and beverages during breaks, and an information packet with session summaries. Pesticide Recertification and other Continuing Education Credits will be offered. (There will be no AMG credit offered.)

To request a paper copy of the registration brochure or for additional information, contact Donna Ellis at (860) 486-6448; donna.ellis@uconn.edu. The program agenda and online registration are available at www.hort.uconn.edu/cipwg.



President:	Maureen Gillis president@ctmga.org
Vice-President:	Diane Ostheimer osthedia@comcast.net
Treasurer:	Toni Royal pita60@aol.com
Secretary:	Tracy Burrell Burrell.tracy@gmail.com
Membership:	Kathy Baechle k.baechle@comcast.net
Board of Directors	
Billy Baxter	Kim Kelly
Jay Beausoleil	Fran Maynard
Ellen Bender	Bill Overton
Marge Bingham	Diana Ringelheim
John Carlson	Richard Schaffer
Paul Grimmeisen	Charlie Tefft
Nancy Hinchey	Lynne Warren

Cooperative Extension Center Coordinators (by County):	
Fairfield: 203-207-3262	Jackie Algon Jacqueline.algon@uconn.edu
Fairfield (Stamford): 203-322-6971	Regina Campfield mastergardener@bartlettarboretum.org
Hartford: 860-570-9010	Sarah Bailey Sarah.bailey@uconn.edu
Litchfield: 860-626-6240	Pat Eldredge Patricia.eldredge@uconn.edu
Middlesex: 860-345-4511	Victoria McCarthy Victoria.mccarthy@uconn.edu
New Haven: 203-407-3167	Judith Hsiang Judith.hsiang@uconn.edu
New London: 860-885-2823	Susan Munger Susan.munger@uconn.edu
Tolland: 860-870-6934	Deb Prior Deborah.prior@uconn.edu
Windham: 860-774-9600	Deb Lee deborah.2.lee@uconn.edu
UConn Home & Garden Education Center: 877-486-6271 www.ladybug.uconn.edu	

CMGA Website: www.ctmga.org Rondi Niles : cmgaweb@ctmga.org	
The Laurel: Nancy Hinchey Lynne Warren	cmganews@gmail.com

Fellow Master Gardeners,
What a great summer it's been so far, despite the heat (and yes, we could use a bit more rain!). We had a record crowd at the annual Elizabeth Park Rose Garden Tour, and it was a beautiful evening...the forecasted rain did not appear and ruin the fun. As we go to press, we're looking forward to the annual Summer Garden Safari to be held in Middlesex County this year (there's only one county left for next year, and we'll have hit them all!). I hope to see you there.

Summer is a time for outreach, and as ever, we'd love to hear about your projects and publicize them on our web site. Whether you're an Intern or an experienced MG, your projects are of interest to the membership. Please take a few minutes to send a short article about your project (a couple hundred words is great) and a few pictures to our webmaster Rondi Niles at cmgaweb@ctmga.org. And don't forget to report all your outreach hours to your MG Coordinator using UConn's online facility at <http://www.uconnmastergardeners.com>. If you haven't signed up for their site yet, email your coordinator for the initial sign-in code. Reporting your hours is another important way to support the MG program.

Speaking of outreach, we were able to increase this year's approved budget for grants (to \$5,000) due to the success of the Symposium; grant applications exceeded our budget for the first time in many years and we want to support as many projects as possible. To date, we have granted \$4,625 to sustain your outreach activities. This is in addition to \$6,300 contributed for MG scholarships and money for each MG Office. So again, I thank all of you for your membership and attendance at the Symposium, both of which allow us to assist MGs and the MG program.

Don't forget to save the date for our final 2 events of the year: the 25th Anniversary Celebration (Sept 22 in Haddam at the Extension Center) and the Annual Meeting (Nov 3; guest speaker will be Kevin Wilcox). We hope to have the meeting near Hartford/West Hartford. Check the web site and emails for details as they emerge.

Enjoy the rest of the summer!
 Maureen Gillis
president@ctmga.org

The Laurel is published four times a year for members of the Connecticut Master Gardener Association. Please send news, photographs and calendar items by email to cmganews@gmail.com
Deadlines for publication are January 1, April 1, July 1, and October 1
 Copyright © 2012 by Connecticut Master Gardener Association Inc



This is to thank the CMGA for its generous gift that has finally allowed Scalzi Riverwalk Nature Preserve to install nine lovely local genotype winterberry along the walkway, as well as acquire 10 plugs each of cardinal flower, white turtle head and blue flag iris to be nurtured at Bartlett Arboretum until they are ready to face the rigors of life in an urban flood zone. The attached pictures show the winterberry being installed by master gardener interns Daria Vilanova and Sarah Graber.

These plants will grace the Riverwalk for many years to come, adding to the visitors' pleasure and the Preserve's diversity. Further, through our educational efforts at the Riverwalk and via our Facebook page, we hope that the sight of these beautiful plants, and the wonderful animals attracted to them, inspires more backyard planting of local natives. Currently our Facebook page has 175 likes and is growing weekly. In addition, through Facebook sharing of our posts (which includes sharing by the CMGA page), we sometimes reach as many as 600 people a week. We can't thank the CMGA enough for this.

Sue Sweeney
Volunteer Head Steward, Scalzi Riverwalk Nature Preserve



Wine and Roses

Many thanks to Marci Martin for ordering up wonderful weather and spectacular blooms for our evening of wine and roses event.



more pictures are on our website :
ctmga.org and our facebook page!

We had a great turnout for the tour of the gardens and a fabulous time sampling wines and appetizers while socializing at the garden house after.



Herb garden at the Bartlett Arboretum

by Candace Chase

The women and men who tend the Bartlett Arboretum and Garden's herb garden are an enthusiastic and curious group. Keeping the garden lush and healthy is one of their many pursuits. Coming from varied backgrounds, including mothers, designers, marketing execs and former models, the group also likes to teach, explore, learn and share the passion with the rest of the world.

In the spring of 2006, Laura DePreta, Jackie Algon, Linda Nykaza Albanese, and Dawn Fiss, newly minted Master Gardener graduates, started the garden on their own. Planting 18 herbs and laying down the original brick borders, they worked the first two years themselves. In 2008 The Bartlett joined in with Eric Morgan, Curator of Botany at the time, and John Borysiewicz, Head Arborist lending direction and manpower to create a formal herb garden. Each year since, both the garden and the number of interns helping out, has grown.



Today the garden is divided into its four specialties separated by a brick X path, or 4 rectangles, enclosed by a red brick wall and a boxwood hedge. In the center, when good practices allow, the International Herb Association's Herb of the Year is planted in a standing urn. Approaching the garden the scent from the culinary and fragrant corners is what one notices first. Stepping into the garden it is the color, texture and diversity of the

plants that deepens the experience. Butterflies dance between the chamomile and lavender, and there are always caterpillars and larva that lurk in the leaves, presenting a perfect teaching moment for the interns.

Master Gardener Interns are an integral part of the garden. Led by Linda Nykaza Albanese, they find many projects to work on related to the garden. 2009 intern Sam Chisholm researched and produced a brochure on herbal teas for the annual tea and tasting. Other interns have researched the nutritional value of herbs, charted their bloom times and taught about the different edible flowers available in the garden.

Former interns who worked in the garden during their internship also remain to help out, lecture, teach and arrange field trips. Every September, spearheaded by Diane Faxon, the Herbies put on a tea and tasting to thank the Bartlett staff, and other Master Gardeners, for all their help. The food and teas are almost entirely seasoned with herbs from the harvest. There are field trips to places such as the Cloisters, Wave Hill, Elizabeth Park, Gilberties' Herb Farm, and the John Jay Homestead. Garden interns and mentors were involved with producing a wildly popular cookbook and are now considering another one.



(continued on page 5)

Bartlett Herb Garden continued:



The Tully Healing Garden at the Stamford Hospital is a spin-off of the Bartlett's Herb garden, led by alumna Ganga Duleep. It has been hugely successful with both the employees and patients. Back at the Bartlett, Todd DuPont, Director of Children's Education, uses the herb garden to enhance sensory-based programs. He brings his second graders in to catch pollinators in action, and to have them smell and become familiar with some of the common herbs, such

as rosemary, mint and scallions.

The garden could not exist without Linda Nykaza Albanese and her vast store of herbal knowledge. From the outset, in 2006, when she knew almost nothing of herbs, to the present when she looks at how the garden has grown she sees parallels with the growing interest to backyard gardening. When asked what her goal is in the coming years, she answered, "For those who work in the garden to take their knowledge out into the world and to share it." And share it they do.



The Bartlett Arboretum & Gardens is open to the public every day of the year. The grounds are open from 9:00 am till dusk. Admission is free to members and \$6.00 per adult. Children under the age of 12 are free and Wednesdays are free to all.

Website:
<http://bartlettarboretum.org/>

Candace Chase is a 2009 Master Gardener graduate.



Readying for the annual plant sale

Working Out the Bugs

Tom Morehouse, MG class of 2009

I'm a volunteer at Old Sturbridge Village (OSV), working to maintain our 1830s period gardens. Many of our visitors wonder how 19th century New Englanders dealt with garden pests and problems. We worried about insects, animals, diseases, droughts and down-pours back then, just as we do now. Let's talk about some of the methods used at the time for handling pests and problems.

As I learned from Christie Higginbottom, former OSV horticulture coordinator, "the most effective tool in the garden is the human hand".

No garden exists without the human touch. The more the gardener (and gardener's helpers!) are involved in garden maintenance, the better the garden will be. Hand cultivation, quick removal of diseased and damaged vegetation, picking and destroying insects and their eggs, and many other tasks must be done daily to keep the garden healthy. Here are some specific techniques we use at the Freeman Farm kitchen garden every year. These methods are documented in books published in the early 19th century.

As much as possible, don't turn over the soil in a given area until you're close to planting that area. Tilling the soil in early spring is fine, but the longer the freshly-turned soil sits idle before planting, the more likely you'll have weeds popping up in that area. We often **till only the "cool weather crop" area first, preparing to plant such vegetables as peas and onion.** Then as the weather warms, we'll till the area planned for warm weather crops such as cucumber, squash, melon and bean. This greatly cuts down the development of early weeds.

The soil contains millions of insect eggs, just waiting for the spring to deliver warmth - and eventually plants to eat. An old technique of reducing insect problems early, was to pour hot soapy water, or even boiling water, onto the soil the day before planting seed. The **heat "cooks" the eggs and young insects, preventing their growth.** Farmers and gardeners of the day also incorporated wood ash, chalk, tobacco snuff, sulfur, or grain husks ("bran") into the soil, to slow insect development. The five containers in this photo show these items ready for use:

Unless you're unusually lucky, you'll find insects eventually. Daily inspection of the garden rows, especially at the base of the plant, and on **both** sides of the leaf, can give you a head start finding where the insect problems lie. As soon as detected, pick off any insects and eggs you find. For those not comfortable with crushing the insects by hand, you can drop them into a cup of soapy water. Clusters of eggs (often like tiny orange, yellow, or red balls) should be removed from the plant, by tearing off the part of the leaf containing the eggs.



If you've walked through the Freeman vegetable garden in the last few years, you may have noticed pieces of paper fluttering on sticks in the cabbage beds. This is an old **technique for repelling moths whose young become "cabbage loopers" and eat cabbage leaves.** The moth is drawn to the scent of young cabbage, where she plans to lay eggs in the bed. The fluttering papers trick the moth into thinking there are already large moths in the area, and she stays away.

One of the most effective insect control tools we've found is the onion. Just about any **member of the allium family will do, used as a whole plant, or chopped, or in a "tea".** Leaf-eating insects and small rodents, do NOT like onion! We plant onion in the squash hills to discourage small rodents. We chop onion and drop it on the soil around plants to ward off ground-based insects. **We make "onion tea" to sprinkle on leaves of plants which show evidence of chewing insects (holes eaten in leaves).** As a completely non-toxic alternative to "insecticide", **this easy to make repellent has been a lifesaver to us.**

Farmers and gardeners of the day often recommended several plants in addition to onion for insect control. Teas were often made of the leaves of common dock, black walnut, young elder, hops, and even tobacco, all known to control insects. You see leaves of elder and dock next to a white Portugal onion, in the bottom row of our pest control arsenal photo.

There are literally dozens of other pest and problem control techniques we use in our period gardens. Next time you visit Old Sturbridge Village, please stop by. We may even ask you to help - **"The most effective tool in the garden is the human hand."**

How to Make Onion Tea

Take one onion (any variety, any size). Chop it into about a dozen pieces, bulb, stem and all. Drop the pieces into a container and add about one gallon of water. Set the **container in the sun for several hours. When you're ready to use the onion tea, filter** the liquid into a watering can and sprinkle the liquid on the leaves of plants showing insect damage. You can use the chopped onions again for more onion tea. Note: the **tea isn't fully effective unless two rules are followed. One—preparation requires that it sit in the warm sun for several hours to "brew."** **Two—you may have to sprinkle the tea on the leaves for several days in a row to repel those hungry leaf-eating insects!**



References:

Thomas Bridgeman, "The Young Gardener's Assistant", 1840;
"The Kitchen Gardener's Instructor", 1847
Thomas Fessenden, "The Complete Farmer and Rural Economist", 1835; "The New American Gardener", 1828
Samuel Deane, "The New England Farmer", 1790

CMGA Progress Report: The Knox Parks Ergo-Garden

Theresa Hennessey, MG 2012 Intern, June 25, 2012

The Knox Parks Foundation is a non-profit organization whose mission is to promote urban agriculture as a means to build stronger, healthier and more beautiful neighborhoods in the greater Hartford area. They supervise 14 community gardens within the city, and train urban youth for careers in landscaping and tree maintenance. They also support a variety of individual projects related to their central mission.



The Foundation has graciously allowed me to create an ergonomic demonstration garden at their headquarters at 75 Laurel Street in Hartford. The garden measures **approximately 15' x 20'**, which is the average size of a Knox Parks community garden plot. This garden is specially designed to reduce musculoskeletal stress on a person's knees and lower back by getting the garden "up off the ground". As can be seen in the following photographs, the garden consists of a variety of planters raised up on low platforms. I currently grow a variety of vegetables in this garden, with flowers and herbs to come as space permits.

It is important that this type of container garden be practical to use in an urban community garden setting. Therefore, the start-up costs must be kept to a minimum. With this goal in mind, I created home-made planters from inexpensive or found objects. The planters sit on platforms made from wooden shipping pallets cut to size and stacked to an appropriate height. The planters consist of sturdy plastic storage bins, hard-sided plastic wading pools, and large, woven-plastic bags (such as those used for dry pet food and bird food). Some commercial "grow bags" were also included, for comparison.

All the planters incorporate a self-watering design. This design includes a water reservoir at the bottom of the container, a porous barrier between the water reservoir and the growing medium, and plastic tubing that runs from the top of the container to the bottom of the reservoir. Plastic funnels are placed in the top opening of the tubing, for easy filling. The exact procedure for creating these planters is illustrated in the following photographs.

Acknowledgments: Knox Parks foundation donated the land, wood chips, compost, topsoil and water. Agway of Manchester donated the wooden shipping pallets. CMGA awarded a \$300 grant to purchase containers. Thanks to all!

By June 21, the site is cleared, the platforms are set up and all the containers have been planted. No harvest yet, but all the plants are thriving. Vegetables include tomatoes, eggplant, snap peas, cucumbers, zucchini, yellow summer squash, bush beans, pole beans, beets and carrots.



Finished Bins are filled with soil. Here, medium-sized bins (18 gallon) are used to grow vine crops such as cucumbers and pole beans while large bins (30 gallon) are used to grow root vegetables such as beets and carrots.

The planter is now ready to fill with potting soil or other suitable growing medium. Watering is accomplished by filling a funnel with water until it starts coming out of the drainage holes. The medium bins hold about 2 gallons of water, large bins, about 4. Note: white plastic milk jugs are used to create collars that protect tender seedlings from insects and harsh winds.

For more photos and information on Terry's ergonomic garden, please go to our website: www.ctmga.org



Editor's Note:

Working with raised beds is one example of using ergonomics to stay healthy and injury free while gardening. Ergonomics is choosing the tools and procedures that fit you and the job. The most important thing is to pay attention to what your body tells you — **if it hurts, don't do it.** There are both traumatic and repetitive strain injuries (RSI) that **can doom your gardening fun if you aren't aware and careful.**

The following are a few tips to keep in mind while gardening this growing season:

- ◆ Do some warm up exercises before gardening to loosen up your joints.
- ◆ Stand up straight. Maintaining a good posture keeps joints and muscles in alignment. Poor posture puts tension on muscles and can lead to pain. Bend at the knees, not stooped over.
- ◆ Experiment with different positions and tools.
- ◆ Work steadily and slowly. Be sure to take breaks and rest between tasks.
- ◆ Raised beds are easier on the back when gardening. If you work close to the ground, place only one knee on the ground and keep back straight. When possible, use a stool or kneeling pad.
- ◆ Practice good lifting habits: use your legs, keep the load close to your body, avoid twisting
- ◆ Make more trips with lighter loads
- ◆ Use long handled gardening tools to minimize bending over
- ◆ Move yourself to the job instead of over reaching.

Dress appropriately for garden conditions, with a bottle of water to keep you hydrated.

For more information on gardening pain free check out Barbara Pearlman's book, *Gardener's Fitness: Weeding Out the Aches & Pains.*

PHLOX TRIALS

As you gear up for those fall garden center sales, you might want to scan a study from the Chicago Botanic Garden on garden phlox. When well grown, it's one of the glories of the midsummer garden, its large heads of flowers adding color, fragrance, and stature to flower beds as many early summer blooming perennials are fading into foliage. Unfortunately, this North American native has an Achilles' heel -- its susceptibility to powdery mildew, leaving the foliage badly disfigured.

The Chicago Botanic Garden recently concluded a multi-year evaluation of a number of types of border phlox, encompassing the familiar garden phlox, *Phlox paniculata*, as well as the similar but earlier blooming meadow phlox, *P. maculata*, and the hybrid *P. x arendsii*, which shows greater resistance to mildew than *P. paniculata*.

From 2001 to 2009, 78 *Phlox* cultivars were evaluated in the Botanic Garden's Zone 5b gardens. They were grown in full sun and were given minimal maintenance, in line with what they'd likely receive in the average home garden. Plants were rated on a scale of one star (very poor) to five stars (excellent).

Only one cultivar garnered a top five-star rating, *Phlox paniculata* 'Shortwood'. A further twenty seven cultivars received a four-star "good" rating, including such readily available choices as *P. paniculata* cultivars 'Katherine', 'Laura', 'Robert Poore', and 'Orange Perfection'. The uniquely colored garden phlox 'Peppermint Twist' with pink and white striped flowers also received four stars. For the full study, go to http://www.chicagobotanic.org/downloads/planteval_notes/no35_phloxpaniculata.pdf



WILD ONES

With native plants being all the rage these days, you should know about <http://www.for-wild.org/>. It's a not-for-profit environmental and advocacy organization that works to preserve biodiversity through the preservation, restoration, and establishment of native plant communities and environmentally sound landscaping practices. Inspired by Lorrie Otto, the "Prairie Queen," a Wisconsin gardener who was in the vanguard of the movement to use native plants in urban and suburban landscapes, Wild Ones now has chapters in at least a dozen states. Through their Seeds for Education program, they provide information and grants to encourage members to help children learn about the natural world and support community efforts to establish and maintain natural areas. They have also developed an Ecoscaper Certification Program that consists of three levels of educational work combined with fieldwork to promote the concept and practice of ecological landscaping.

The website is rich with information about natives like how to select native landscape plants, creating a bird-friendly yard with natives, and preserving or restoring native plant communities. You can also subscribe to the *Wild Ones Journal*, a bi-monthly publication full of ideas, inspiration, and information on landscaping with native plants.

FROST/FREEZE DATES

As you look toward fall, you might want to zero in on frost/freeze dates, courtesy of the National Climatic Data Center. Whether you're trying to keep your garden going as long as possible or you plan on a putting in a fall garden for later season harvesting into December by using season extenders like traditional cold frames, row covers, low tunnels, and hoop houses, the first step in late season gardening success is knowing when the first fall frost is likely to strike.

This information is easily available in graphic or tabular form from the National Climatic Data Center. Check out a nation-wide map of showing when you can expect temperatures of either 28 degrees F or 32 degrees F to help you figure out when plants need to be started in order to harvest a fall or winter crop. Also included are maps of the spring frost dates and frost-free season length. The tabular data lists three probabilities for the fall dates of 36, 32, and 28 degree temperatures for many locations within each state. It's a very handy tool. Go to <http://www.ncdc.noaa.gov/oa/climate/freezefrost/frostfreemaps.html>



Bits and Pieces

A new post that continues the discussion of Southern Connecticut's native plants is available at: <http://nativeplantwildlifegarden.com/native-woodland-and-shade-garden-plants-for-southern-connecticut/>

The series of articles by master gardener Sue Sweeney is designed to be a starting point for those involved in gardening, tree planting (e.g. under electric wires, in yards), and conservation area restoration in Southern Connecticut.



State Rep, Susan Johnson, Mayor Ernie Eldridge, AMG Pam Wright and NWF rep Eliza Russell

Congratulations to Advanced Master Gardener, Pam Wright, who was able to certify Willimantic as a Community Wildlife Habitat. The town is now the second certified community in the state (Colchester was first.) and the 58th in the country.

Wayne McKinney is attempting the feat for the town of South Windsor who encourages every community to **investigate certification**. "It is a fun and valuable exercise for improving the Eastern flyway that has been so over developed. Imagine a line of communities from

Canada to the tip of Florida offering healthy, friendly stopovers with food, water, shelter and nesting places available. More than 50% of our song birds would have a chance to **return North.**"

For more information, check out the National Wildlife Federation information page:

<http://www.nwf.org/Get-Outside/Outdoor-Activities/Garden-for-Wildlife/Community-Habitats.aspx>

Note from the editor:

After much discussion, we have eliminated the calendar section as many events go past by the time we go to publication. We continue to post items of interest on the CMGA website and facebook pages. Also, if you are reporting your hours on the UConn website, you can use their calendar which posts advanced training classes, outreach opportunities and other events of interest. <http://www.uconnmastergardeners.com/index.php>

In this new section (Bits and Pieces) we'd like to feature alumni notes which will let our master gardener classmates know what we've been doing. If you have received recognition or have a special announcement that you'd like to share, please send information to:

cmganews@gmail.com

CMGA

C/O Kathy Baechle
6 Christmas Tree Hill
Canton, CT 06019

THE LAUREL 2012

CMGA's 25th Anniversary Celebration!

Our anniversary celebration will take place on September 22nd at the Middlesex County Extension Center. This is the same place where the initial CMGA meeting took place, back on September 21st, 1987.

Activities planned for this event include a plant/seed swap. This will be a wonderful opportunity to share and have fun discussing with what we love: PLANTS!!

Also a CMGA Cookbook Almanac will be published in early 2013 as part of the 25th CMGA Symposium celebration. Recipes, anecdotes, CMGA history, gardening tips, poetry, etc. will be included. Please consider contributing to this historic publication.

Check our website for more information as it becomes available.



THE LAUREL

CONNECTICUT
MASTER GARDENER ASSOCIATION



Fall 2012, Volume 25, No. 4

CMGA Annual Meeting and 25th Anniversary Celebration "Together We Grow"

Our annual meeting will be on Saturday, November 3rd. Guest speaker will be Kevin Wilcox who will present "Pruning Bushes and Trees for Form and Health." We will also combine our "25th Anniversary Celebration" with the Annual Meeting. Lifetime Awards and our history will be celebrated. There will be food and prizes!! It will be held at the Middlesex County Extension Center in Haddam. DIRECTIONS can be found at the CMGA website www.ctmga.org

Kevin Wilcox is the owner of the Silver Spring Nursery, growing and selling ornamental trees and shrubs. He has worked in the nursery profession in many capacities for 28 years and also spent a requisite four years enrolled at S.U.N.Y Cobleskill, where he learned the science behind the why and how of plant culture. In 1991, he became an CT Accredited Nursery Professional. For fun, he is an auctioneer for the CT Horticultural Society's Spring and Fall Plant Auctions.

Annual Meeting Agenda

- 9:30 Continental Breakfast/25th Anniversary Puzzle
- 10:00 Welcome and Lifetime Awards, 25th Celebration
- 10:30 Treasurer's Report; Approve 2013 Budget; Audit Report
- 10:40 Election of Officers/Directors; Approve Semi Annual Minutes (copies available)
- 10:45 Symposium
- 10:50 Break
- 11:00 Kevin Wilcox "Pruning Bushes and Trees for Form and Health"
- 12:00 Door Prizes
- 12:15 Adjourn

Registration is not required but we would like to have a count to make sure we have enough refreshments and chairs. Please let Tracy Burrell burrell.tracy@gmail.com know if you plan to attend. This is always a fun meeting and a great chance to socialize with your fellow MGs.

President:	Maureen Gillis president@ctmga.org
Vice-President:	Diane Ostheimer osthedia@comcast.net
Treasurer:	Toni Royal pita60@aol.com
Secretary:	Tracy Burrell Burrell.tracy@gmail.com
Membership:	Kathy Baechle k.baechle@comcast.net

Board of Directors

Billy Baxter	Kim Kelly
Jay Beausoleil	Fran Maynard
Ellen Bender	Bill Overton
Marge Bingham	Diana Ringelheim
John Carlson	Richard Schaffer
Paul Grimmeisen	Charlie Tefft
Nancy Hinchey	Lynne Warren

Cooperative Extension Center Coordinators (by County):	
Fairfield: 203-207-3262	Jackie Algon Jacqueline.algon@uconn.edu
Fairfield (Stamford): 203-322-6971	Regina Campfield mastergardener@bartlettarboretum.org
Hartford: 860-570-9010	Sarah Bailey Sarah.bailey@uconn.edu
Litchfield: 860-626-6240	Pat Eldredge Patricia.eldredge@uconn.edu
Middlesex: 860-345-4511	Victoria McCarthy Victoria.mccarthy@uconn.edu
New Haven: 203-407-3167	Judith Hsiang Judith.hsiang@uconn.edu
New London: 860-885-2823	Susan Munger Susan.munger@uconn.edu
Tolland: 860-870-6934	Deb Prior Deborah.prior@uconn.edu
Windham: 860-774-9600	Deb Lee deborah.2.lee@uconn.edu
UConn Home & Garden Education Center: 877-486-6271 www.ladybug.uconn.edu	

CMGA Website: www.ctmga.org Rondi Niles : cmgaweb@ctmga.org	
The Laurel: Nancy Hinchey Lynne Warren	cmganews@gmail.com

Congratulations to the 2012 Master Gardeners Graduates! We certainly hope you will continue to be active at your Extension Center as a mentor, working on outreach activities, and become a member of your alumni association, CMGA. As you know, your dues and attendance at the Symposium in March support the MG Program, the MG Offices, and provide grants for outreach. So please take a few minutes today to start your paid membership. Use the form contained in this issue or pay online. There will also be an opportunity to join at your graduation festivities. And current members...it's time to renew! We appreciate the support, as does the MG Program and the many projects that benefit from CMGA's support.

I hope to see many of you at the annual meeting, November 3 in Haddam. We're combining the 25th Anniversary celebration, planning a trip down memory lane and inducting a few new lifetime members. Our speaker this year is Kevin Wilcox, who will talk about one of everyone's favorite topics...pruning. We also have lots of giveaways/prizes/food!

Planning for the March 23 Symposium is in full swing. So save the date...tickets and information will be available online starting in December, and look for the flyer in your mail in January.

Finally, I want to thank the Board members who will be leaving the Board at the end of the year (but I'm sure they will remain active with us!). Thanks for all your hard work—Bill Overton, Diana Ringelheim, Fran Maynard, Charlie Tefft, and Jay Beausoleil...and of course Ellen Morse, who left earlier in the year. Each of these individuals has left an indelible print on CMGA and we wouldn't be the organization we are without them. Thank you!

Hope to see you at the annual meeting!

Maureen Gillis
president@ctmga.org

The Laurel is published four times a year for members of the Connecticut Master Gardener Association. Please send news, photographs and calendar items by email to cmganews@gmail.com

Deadlines for publication are January 1, April 1, July 1, and October 1

Copyright © 2012 by Connecticut Master Gardener Association Inc

CMGA Annual Meeting Puzzle

While you're taking a break from your gardening activities, have fun with this puzzle I created. Unscramble the bolded letters on the answer sheet for a message from CMGA. Bring a completed copy of the puzzle with your name on it for a drawing at the November 3rd Annual Meeting – hard copies of the puzzle will be available at the meeting as well! –

Tracy Burrell

~~~~~`

**Double Feature:** (6 letters) and *Commander: The Far Side of the World + The Constant* (8 letters) = a title you worked very hard for

**New invasive species?** These undead creatures were seen at the March 2011 CMGA Symposium (7 letters)

**Our members** *Cherish* this 60's singing group, even when it's *Windy* The (11 letters)

**First word** of a cheap date + the first word of the nickname of CT's 2<sup>nd</sup> largest city = a disease that decimated America's Main Street Tree (5 letters) (3 letters) disease

**NL County** Extension Coordinator's favorite food (4 letters) beans

**Hartford County** Extension Coordinator's favorite comic strip Beetle (6 letters)

**Former Windham County** Extension Coordinator's favorite color (5 letters) green

**Did George** Washington sleep in this Extension Office's town? (6 letters)

**Summer blockbuster?** A film made in these two CT counties would be called *Fields of Dreams* (9 letters) and (10 letters)

**This county's** name is also the title of an Oprah Book Club Selection (9 letters)

**If you kiss** this bridge located in eastern CT, you might get a handsome prince (7 letters)

**This gem,** not a diamond, is a girl (and guy) Master Gardener's best friend (4 letters)

**Revolutionary War** traitor burned this CT city in 1781 (3 letters) (6 letters)

**You were** up a (4 letters), fell in a (5 letters) and tripped over a (4 letters) completing this intern requirement

**New Haven County's** Extension Coordinator has probably heard people hail her with this Beatles' tune many times (3 letters) (4 letters)

**Gas prices** might tempt you to use these from the Sidney Waxman Conifer Collection for transportation (7 letters) (6 letters)

**Cary and Ulysses** = this CMGA benefit (6 letters)

**Paging Dr. Kildare** – new doctors and MG students are both called this (7 letters)

**Master Gardeners** take classes at this site, which used to be known as the CT State Arboretum (8 letters)

**Does the Fairfield County** Coordinator have this rose in her garden? Little (6 letters)



Connecticut  
**Master Gardener**  
 Association



**2013 Membership Form**  
 for the calendar year Jan. 1, 2013 to Dec. 31, 2013

**Dues are \$20**

|                        |      |  |                   |     |                             |
|------------------------|------|--|-------------------|-----|-----------------------------|
| Name                   |      |  |                   |     |                             |
| Street                 |      |  |                   |     |                             |
| City                   |      |  | State             | Zip |                             |
| Email                  |      |  | Phone<br>(      ) |     |                             |
| Office Where Certified | Year |  | RENEWING MEMBER   |     | 2012 GRADUATE or NEW MEMBER |

Membership is restricted to Master Gardeners  
**Dues are payable by December 31, 2012. Annual dues are \$20.**

Please send your check, **payable to the CMGA**, and this page or a copy to **Kathy Baechle, 6 Christmas Tree Hill, Canton, Ct. 06019**

**OR pay online with your credit card using Paypal at [www.ctmga.org](http://www.ctmga.org)**

The CMGA is run exclusively by volunteers and is always happy to welcome participation by its many members. Please circle all activities that reflect your areas of interest:

- ◆ Public Speakers  
(List Topics) \_\_\_\_\_
- ◆ Symposium Committee (diverse jobs)
- ◆ CMGA Board

- ◆ Membership Database
- ◆ Program/Events Committee
- ◆ Publicity/Public Relations
- ◆ Partners Program Chair

Dues provide a subscription to our newsletter, *The Laurel*; discounted admission to the annual symposium; discounts at area garden-related businesses; support of the Master Gardener Program at the University of Connecticut Extension Service; and grants and support for Master Gardener activities throughout the state.

The CMGA would like to take advantage of the latest technology in communications; please let us know if you would prefer to access future editions of *The Laurel* online instead of receiving a hardcopy. The online version is in full color; we will send you an email when it's available

Save trees, postage and fuel!  
 Check Here if you want to view  
*The Laurel* online only



## Calling all CMGA members

Join us in celebrating 25 years

We are creating an Almanac that will include our organization's: history, milestones, highlights, recipes, poetry, projects and photos. The greater the response from our members the better our Almanac will be.

The Price of the book could be as low as \$15.00 or as high as \$25.00 (size matters)

Please contact me with material for the book, ideas and or offers to join an exciting committee

osthedia@comcast.net

or

cmganews@gmail.com



**DEADLINE NOVEMBER 30TH!**

### **LAST CALL: CT Invasive Plant Working Group Symposium**

You are invited to attend an **Invasive Plant Symposium** at the **University of Connecticut** on **Thursday, October 25, 2012** (8 am-4:20 pm) which will be presented by the Connecticut Invasive Plant Working Group (CIPWG). Visit the CIPWG website at [www.hort.uconn.edu/cipwg](http://www.hort.uconn.edu/cipwg) (for more info and to register) or the CMGA website [www.ctmga.org](http://www.ctmga.org) for more information. To request a paper copy of the registration brochure or for additional information, please contact Donna Ellis at (860) 486-6448; [donna.ellis@uconn.edu](mailto:donna.ellis@uconn.edu).

The **Keynote Address**, "**Twenty-first Century Tools for Tackling Invasive Plants: Identify, Prioritize, Mobilize!**" will be given by **Dr. Elizabeth Farnsworth**, Senior Research Ecologist, New England Wild Flower Society.

Additional morning presentations will include opening remarks by **Commissioner Dan Esty**, Department of Energy and Environmental Protection, and legislative updates. Throughout the day a **poster session**, **invasive plant identification room**, and other **educational exhibits** will be featured.

#### **Concurrent Afternoon Session Topics are:**

- Natives - Replanting, Restoration
- Invasives 101 – a refresher course on invasive plants
- Aquatic Invasive Plants
- An Invasive Plant Management Decision Analysis Tool
- Economics of Invasive Plants – Utilities and Urban Forestry
- Native Plants Panel – using locally native plants

# What Goes Around Comes Around

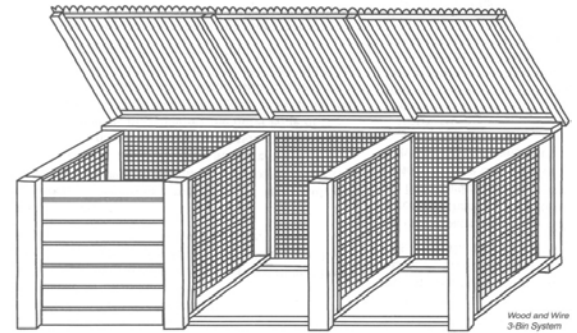
By Maureen Gillis, AMG and Master Composter Intern

That old proverb usually has a negative connotation, but when it comes to composting in the Middlesex County Focus Group Model Garden, those words reflect the cycle of growth and life. In this year's Master Composting Course, we learned that the biggest loss of nutrients in a garden is through harvesting. But the Focus Group's compost (that feeds the soil that feeds the vegetables that feed Amazing Grace Food Pantry and St Vincent DePaul Soup Kitchen) is in turn fed by the scraps from the soup kitchen and as much clean garden waste as possible. Extension Center staff also contributes kitchen waste from their lunches. And that's a beautiful thing!

## The 3 Bin Compost System

In 2008, a year after the Focus Group established the model vegetable garden outside the Middlesex County Extension Office, Master Gardeners built a 3 Bin Compost System (funded by a CMGA grant). The design was obtained from *Earth Matters* (a publication of Pierce County WA). The bins feature wire mesh sides, clear fiberglass tops, and wooden front slats. The MGs

enhanced the model and built 3 separate tops instead of 1 (much easier to open!) and installed arms to hold the tops open and landscape fabric in the bottom of each bin. The system is designed to allow easy access (for turning during the breakdown process and removing completed compost); air flow; quick results; and storage. Later, we determined it did not let in adequate moisture, so we drilled holes in the plastic tops.



*Original System Design*



See [www.ctmga.org](http://www.ctmga.org) ("Master Composter Program" subtab under "UConn Events/Programs" tab) to download instructions and a materials list for building and managing this system.

*MGs John Carlson, now a MC intern, and Jim Woodworth tend the compost*

## Managing the System

In a 3 bin system, one bin is used for waste being composted; another is kept empty so that the “in process” matter can be turned into it; and the third bin is used for completed compost. Our group also purchased an aerator and a compost fork to help speed the composting process. The system is designed to yield about 1 cubic yard of compost, which would cover a 648 sq ft garden with ½” (see [www.math.umn.edu/~white/personal/compost.html](http://www.math.umn.edu/~white/personal/compost.html) for a calculator that tells you how much compost you need based on square footage and depth).

Although we don’t measure the key conditions for composting (temperature 110-150°; moisture 40-65%; C:N ratio 20:1 – 40:1), MGs and Interns are responsible for understanding and managing the process. We turn, water as needed, layer the scraps, pick up buckets of vegetable peelings from St Vincent DePaul, and monitor the speed, making adjustments as necessary. After we pull the spent, disease-free plants, we chop them or use a wood chipper to achieve optimum particle size (.5-2”). This year, MC Intern and Focus Group member Fern Martin built a screen that fits over one of the bins, so our end product has excellent texture.



*In 2009, (then Interns) Jamie Burgess, Tage Carlson, and Maureen Gillis (now a MC Intern) show off the new compost fork.*

The 3 Bin Compost System can be seen next to the front fenced garden at the Middlesex County Extension Center, 1066 Saybrook Road, Haddam. For a tour of the garden or any of its features, contact Focus Group Chairs Maureen Gillis ([president@ctmga.org](mailto:president@ctmga.org)) or Chantal Foster ([chantal.foster@comcast.net](mailto:chantal.foster@comcast.net)). We have also experimented with compost tea brewing and demonstrated vermiculture at the garden.

# 2013 Officers and Directors Slate

**OFFICERS:**

President: Maureen Gillis  
 Vice President: Diane Ostheimer  
 Treasurer: Toni Royal  
 Secretary: Florie Ricciuti

**DIRECTORS (term ending 12/31/15)**

Diane Ostheimer  
 Florie Ricciuti

**CURRENT DIRECTORS (NO VOTE REQUIRED)**

|                                                                                                                                                                                                                    |                                                                                                                                                                                                                                                                                   |
|--------------------------------------------------------------------------------------------------------------------------------------------------------------------------------------------------------------------|-----------------------------------------------------------------------------------------------------------------------------------------------------------------------------------------------------------------------------------------------------------------------------------|
| <p><u>Term Expires 12/31/13:</u><br/>                 Tracy Burrell<br/>                 Maureen Gillis<br/>                 Paul Grimmeisen<br/>                 Toni Royal<br/>                 Dick Shaffer</p> | <p><u>Term Expires 12/31/14:</u><br/>                 Kathy Baechle<br/>                 Billy Baxter<br/>                 Ellen Bender<br/>                 Marge Bingham<br/>                 John Carlson<br/>                 Kim Kelly<br/>                 Lynne Warren</p> |
|--------------------------------------------------------------------------------------------------------------------------------------------------------------------------------------------------------------------|-----------------------------------------------------------------------------------------------------------------------------------------------------------------------------------------------------------------------------------------------------------------------------------|

\* \* \* \* \*  
**Save the Date!**  
 \* \* \* \* \*  
 \* The CMGA symposium is only a few months away and planning for the event is well  
 \* underway. Opening speaker will be Andrew Bunting, Curator of Scott Arboretum  
 \* (Swathmore) who will talk about "Nuts and Bolts of Home Gardening" and closing  
 \* speaker will be Dan Benarcik, Chanticleer "Foliage First."  
 \* The date is March 23 and will be held at Manchester Community College. Remem-  
 \* ber that tickets make excellent holiday gifts and can be purchased through the  
 \* CMGA  
 \* \* \* \* \*



**Please renew your CMGA membership for 2013.**  
 Your memberships support numerous MG projects throughout the state, our local master gardener offices and scholarships for the MG program.

Answer to the word scramble on page 12:

CELEBRATE 25 YEARS WITH THE CMGA COOKBOOK/ALMANAC

## Gardening in Cyberspace..



Curious about foraging and/or herbal remedies? The Plants for a Future Concept:

“It is our belief that plants can provide people with the majority of their needs, in a way that cares for the planet's health. A wide

range of plants can be grown to produce all our food needs and many other commodities, whilst also providing a diversity of habitats for our native flora and fauna.

There are over 20,000 species of edible plants in the world yet fewer than 20 species now provide 90% of our food. Large areas of land devoted to single crops increase dependence upon intervention of chemicals and intensive control methods with the added threat of chemical resistant insects and new diseases. The changing world climate greatly affecting cultivation indicates a greater diversity is needed..”

Over 7,000 plants can be searched by common name, Latin name, keyword, family, habitat, medicinal use, edibility and more!

<http://pfaf.org/user/default.aspx>



New England Wildflower Society has launched their new tool for New England plant identification. If you have a sample of a plant you would like to identify, you will find it easy to navigate the simple keys. They will eventually expand to advanced searches and dichotomous keys but for now, you will enjoy the photo aided guides as you look for your mystery plant!

<http://gobotany.newenglandwild.org/>

The 2013 Master Gardener Program applications are now available. Please let your friends, relatives and neighbors know! The postmarked deadline is October 26, 2012. Applications are available at:

<http://www.ladybug.uconn.edu/mastergardener/index.html>

If you haven't filled out your recertification form and returned it to your county coordinator, please do so.

Information on recertification:

<http://www.ladybug.uconn.edu/documents/2010AdditionalFAQsMGRecertOCT4.pdf>

*Answer Sheet* – Unscramble the bolded letters for a message from CMGA

*Double Feature:* The films *Master and Commander: The Far Side of the World* + *The Constant Gardener* = **MASTER GARDENER**

*New invasive species?* **ZOMBIES**

Our members : The **ASSOCIATION** had many hits, including *Cherish*, *Windy*, *Never My Love* and *Along Comes Mary*

*First word:* **DUTCH ELM**

NL County: **MUNG** beans (Susan Munger)

Hartford County: Beetle **BAILEY** (Sarah Bailey)

Former Windham County: **KELLY** green (Kim Kelly)

Did George Washington: **VERNON**

Summer blockbuster: **FAIRFIELD** and **LITCHFIELD**

This county's name: **MIDDLESEX**

If you kiss: Willimantic's Frog Bridge is located in **WINDHAM** County. The four frogs are named Willy, Manny, Windy and Swifty - Willy and Manny combine for Willimantic; Windy is for Windham; Swifty refers to Willimantic, Algonquin for "the land of swift running water."

This gem: **RUBY** is the highest official Advanced Master Gardener level.

Revolutionary War; Norwich native Benedict Arnold burned **NEW LONDON** and massacred the defendants of Fort Griswold in Groton.

You were: **TREE**, **SHRUB** and **VINE** project

New Haven County's: **HEY JUDE** (Jude Hsiang)

Gas prices: Dr. Waxman was famous for his work propagating cuttings from **WITCHES' BROOMS**.

Cary and Ulysses: Cary Grant and Ulysses S. Grant are both Grants. CMGA donates thousands of dollars in **GRANTS** every year for MG outreach projects and extension center educational efforts.

Paging Dr Kildare: **INTERNS**

Master Gardeners: **BARTLETT**

Does the Fairfield County: The Little **JACKIE** (Jackie Algon) rose is a miniature rose with orange petals.

# Bits and Pieces

## Additional AMG Credit Opportunities!

Exciting News!!! Certified Master Gardeners can receive 2 AMG class credits for ONE of the following educational conferences in the 2012-2013 year:

Connecticut Invasive Plant Working Group (CIPWG) Symposium—10/25/12

UConn Garden Conference—TBA

CMGA Annual Symposium—3/23/13

---

***CELEBRATE 25 YEARS WITH THE CMGA COOKBOOK/ALMANAC  
Submissions due November 30, 2012 (or bring them to the annual meeting!)***



**Please join us on November 3rd as we honor our new CMGA Lifetime Members:**

**Robert Sherman and Enid Sherman**

Bob and Enid both mentioned, in their order of importance, that which makes CMGA what it has become: Education, Service, Sharing, Social

**Ellen Morse**

Ellen was a longtime board member who was the speaker chair for the 1998 regional and who has had various roles within the CMGA as head of the bylaws committee and member of the grants committee. She has served the CMGA in a number of ways.

This award was established to honor Certified Master Gardeners who have had significant service to CMGA, long range community service which has exemplified the mission of the CMGA and who are active symposium volunteers.

Award recipients will be awarded free lifetime membership and all fees for the symposium and Summer Garden Safari will be waived.

Any CMGA member may nominate someone they feel deserves this honor. Deadline is August 1 of each calendar year. Contact: [president@ctmga.org](mailto:president@ctmga.org)



Note from the editor: In this new section (Bits and Pieces) we'd like to feature alumni notes which will let our master gardener classmates know what we've been doing. If you have received recognition or have a special announcement that you'd like to share, please send information to:  
[cmganews@gmail.com](mailto:cmganews@gmail.com)

**CMGA**  
C/O Kathy Baechle  
6 Christmas Tree Hill  
Canton, CT 06019

# THE LAUREL 2012

**Message from CMGA** (check out the puzzle on page 3)

**MAEOIAOCCEMGBAKERALLCSAYOOTHWCNANBETK**

unscrambles to:

----- 25 ----- THE

----- / -----

“Be fruitful and mulch apply!”