

Connecticut
Master Gardener
Association
Newsletter

The Laurel

Winter, 2011 Volume 24, No. 1

18th Annual CMGA Symposium Garden Designs for Properties Large & Small

Once again, the CMGA is preparing an exciting and educational gardening adventure at the exact moment when the season begins. The topics presented at this symposium cover just about everything you will need know in order to have a rewarding and fulfilling 2011 garden.

The **presentations** will be given by experts in many fields. Some of the speakers are favorites of regular CMGA symposium patrons, and they always reward us with something new to learn. Other presenters are new to this event, and provide ingenious ways to tackle old problems.

Vendors will be enticing us with an irresistible array of goods, all of which are related to having fun with our challenging pastime of gardening.

In addition, the UConn Master Gardener Coordinators will be having their **Silent Auction** fundraiser. This regular feature of the CMGA Symposium provides added enjoyment for the attendees and much needed financial support for the Master Gardener program.

The CMGA Symposium is unique in offering a

choice of two speakers, from a list of six. You can decide which speakers meet your special needs and interests, and select a unique perspective for the morning and afternoon sessions. Extra effort has been made to insure that attendees can customize their symposium experience. To help you make your decisions, detailed information on the speakers can be found on pages 6 and 7.

There will also be a selection of **CMGA logo items** for sale. Unless a CMGA member comes forward to take charge of this area, it will be phased-out from our regular activities. This may be your last chance to stock up on clothing showing our team colors!

You should have received a flyer in the mail with a **registration** form, but if needed, you can download the form from the website www.ctmga.org. For the first time, you can even register and pay on-line. Just follow the simple directions on the website.

Manchester Community College
Great Path
Manchester, Ct. 06045
Saturday, March 26, 2011
(Snow Date March 27, 2011)
8:00 am to 4:00 pm

Fees:

Members	\$65
(Members may also register their guests for the same fee.)	
Non-Members	\$85

Register for your custom-made symposium as soon as possible to insure that you get the speakers of your choice.

Elected Officials 2011

President's Message

President: William Overton
billdo103@aol.com

Vice-President: Maureen Gillis
moberngilllis@comcast.net

Treasurer: Roger Gregoire
gregoirerogerg@gmail.com

Secretary: Tracy Burrell
burrell.tracy@gmail.com

Membership: Kathy Baechle
k.baechle@comcast.net

Board of Directors

Kathy Baechle	Donna Katsuranis
Billy Baxter	Fran Maynard
Jay Beausoleil	Ellen Morse
Marge Bingham	Diane Ostheimer
John Carlson	Diana Ringelheim
Paul Grimmeisen	Richard Shaffer
Nancy Hinchey	Charles Tefft

Cooperative Extension Center Coordinators (by County):

Fairfield: **Sandi Wilson**
203-207-3262 Sandra.wilson@uconn.edu

Fairfield (Stamford): **Regina Campfield**
203-322-6971 bartlettarboretum.org

Hartford: **Sarah Bailey**
860-570-9010 Sarah.bailey@uconn.edu

Litchfield: **Pat Eldredge**
860-626-6240 Patricia.eldredge@uconn.edu

Middlesex: **Victoria McCarthy**
860-345-4511 Victoria.mccarthy@uconn.edu

New Haven: **Judith Hsiang**
203-407-3167 Judith.hsiang@uconn.edu

New London: **Susan Munger**
860-885-2823 Susan.munger@uconn.edu

Tolland: **Rondi Niles**
860-870-6934 rondi.niles@uconn.edu

Windham: **Kim Kelly**
860-774-9600 Kimberly.kelly@uconn.edu

**UConn Home & Garden
Education Center:**
877-486-6271 www.ladybug.uconn.edu

UConn Liaison:
Leslie Alexander: 860-486-6343
Leslie.alexander@uconn.edu

CMGA Website: www.ctmga.org
Maureen Gillis : cmga@comcast.net

The Laurel :
Diana Ringelheim : diana@ringelheim.com

Happy New Year to my fellow Master Gardener's! May the Year 2011 offer you Good Health and an Abundance of Prosperity!

As the economy continues in the doldrums we will enter the New Year with the same uncertainty we faced in 2010. To that extent it is important that you remain involved with your association. As Certified Master Gardeners we are a unique group of Educated Volunteers who provide thousands of hours in the service of our communities. Our formal education differentiates our members from most other organizations!

We continue to monitor conditions looking out for our member's best interests, in order to do that we will need your financial support. Your Membership Dues play a critical part and they are returned to the community in the following ways:

- University of Connecticut Master Gardener Scholarships
- Master Gardener Community Project Grants
- CMGA's new Speaker's Bureau
- Subsidize Summer Garden Tours (Semi-Annual Meeting)
- CMGA's Annual Symposium
- Newly Initiated Educational Programs for Members
- Increased use of CMGA's Website for Member Recognition.

Your Board of Directors has chosen to hold the line on dues at \$20 for members, in an environment where costs are rising. Please take the time, if you haven't already, to renew your Annual Membership for 2011. The form is available on the website: www.ctmga.org. We've also added the "PayPal" online payment capability at our website for your convenience.

As always, we look forward to hearing from members. Please continue to offer your thoughts and suggestions.

Best to All!

Bill Overton

Announcement Regarding Membership Cards

CMGA will not be mailing membership cards this year in order to reduce expenses. Please use the mailing label portion on the back page of *The Laurel* as identification when making discounted purchases at the CMGA's Partners businesses. A complete list of participating Partners is available on the website: www.ctmga.org.

The Laurel is available in a full color version at the website: www.ctmga.org. You no longer have to log-in to enjoy almost all the benefits of the website. Please make use of the latest advantages coming to you from the CMGA! And please register at the site anyway—if you forget your password, it is easily retrieved.

The Laurel is published four times a year for members of the Connecticut Master Gardener Association. Please send news, photographs and calendar items by email to Diana Ringelheim at diana@ringelheim.com or 121 Godfrey Rd., Fairfield, Ct. 06825. Phone (203)372-8498

Deadlines for publication are January 1, April 1, July 1, and October 1

Copyright © 2011 by the Connecticut Master Gardener Association

Community Wildlife Habitat

Colchester—the first Certified Wildlife Habitat in Connecticut

By Ellen Falbowski, Master Gardener

In 2010 Colchester was recognized as the first community in Connecticut, and just the 36th in the United States, to be certified as a Community Wildlife Habitat™ through the National Wildlife Federation.

A Community Wildlife Habitat™ refers to a town or city that provides habitat for wildlife throughout the community – in individual backyards, on school grounds, businesses, places of worship, farms and in public areas such as parks, and community gardens. It is a place where the residents make it a priority to provide habitat for wildlife by providing the four basic elements that all wildlife need: **food, water, cover and places to raise young**. The community also educates its residents about **sustainable gardening practices** such as reducing or eliminating chemical fertilizers and pesticides, conserving water, planting native plants, removing invasive plants and composting.

It started in 2008 with a shared view that Colchester is a town which is not only endowed with many natural resources but is also home to townspeople who value and seek to conserve these resources. Master Gardener Ellen Falbowski and Advanced Master Gardener Katherine Kosiba gathered and led a team of volunteers through the certification process. Town officials embraced the vision, and local organizations became partners in pursuit of this goal.

Various groups, families and hundreds of individuals came together over the course of the project for such diverse activities as identifying animal signs and tracks, gardening with native plants to attract butterflies and songbirds, assessing water quality in local streams, observing native reptiles and amphibians, learning about sustainable gardening, and numerous hikes

around Colchester. Committed individuals certified homes, schools, daycare centers, businesses, farms, community spaces, and places of worship as wildlife habitats -- places with sources of food, water, cover from predators and places to raise young, and where residents apply sustainable gardening practices.

Appreciation for the role of native plants in sustaining wildlife was key to their efforts. As Dr. Douglas Tallamy stated in his book, *Bringing Nature Home*, "**It is now within the power of individual[s] ... to do something that we all dream of doing: to make a difference.**" Chances are, you have never thought of your garden—indeed, of all of the space on your property—as a wildlife preserve that represents the last chance we have for sustaining plants and animals that were once common throughout the U.S. But that is exactly the role our suburban landscapes are now playing and will play even more importantly in the near future.

Now that Colchester is certified, Katherine and I have not rested on our laurels. I organized a well-received, town-wide nature photography exhibit, featuring 273 photos by 65 local amateur photographers. As President of the Colchester Garden Club, Katherine continues to organize educational events about sustainable gardening. Katherine's enthusiasm also infected Pam Wright, AMG, of the Garden Club of Windham, leading that group to register Willimantic to become the next Community Wildlife Habitat™ in Connecticut.

For more information or to register *your* town, visit <http://www.nwf.org/community>.



Left to right: Ellen Falbowski, MG & CWH Co-Chair; Al Petell, Wildlife Conservationist; Cathy Pompei, CWH Team Member; Kathy Culhane, CWH Team Member; Katherine Kosiba, AMG & CWH Co-Chair; Kate Byroade, Head Librarian; Avis Hull, MG; Gregg Schuster, First Selectman; Roxanne Paul, Nat'l Wildlife Fed. Representative; Stan Soby, Colchester Selectman.

Master Gardener Class of 2010

Warmest congratulations to the newest members of the Connecticut's Master Gardeners! We hope you will continue to take advantage of the learning opportunities offered by the UConn Master Gardener Program and promote its message of responsible and sustainable practices in your own gardens and community. **Your associate membership in the CMGA has expired but now you are fully qualified to join this organization and keep alive the team spirit that is central to the Master Gardener experience.** Keep in touch with your fellow graduates and support their ongoing activities by joining today for a fee of only \$20! The membership application for 2011 is available on-line at www.ctmga.org.

Saul J.	Ahola	Jane	Dooley	Katherine	Kmetetz	Florie	Ricciuti
George H.	Allard, Jr.	Craig	DuBois	Sarah	Kopp	Hannah	Roditi
Nancy L.	Ames	Rosemary	Dufour	Ashley	Kremser	Britton	Rogers
Susan	Andrle	Sheila	Dunn	Gail	Kron	Blanche	Ross
Marie	Augsberger	Ellen	Eberle	Marie	Lainey	Elizabeth	Rubino
Marilyn	Bacon	Kate	Eburg	Pamela	Lane	Edward	Sawicki
Ron	Baker	Melissa	Emma	Leslie	LaPointe	David	Schroeder
Roy	Balkus	Ken	Erdman	Jeff	Larson	Gary	Schulte
Debra	Barberi	Leslie M.	Evans	Gerilyn	Lawson	Gayle	Schulte
Ronald	Beaudoin	Teresa	Fazzolari	Bruce	Lester	Eva	Scopino
Ellen	Bender	Roe	Field	Liz	Lewis	Leslie	Sheldon
Cordalie	Benoit	Beth-Ann	Fielding	Ann	Listano	Barbara	Shiller
Susan	Birkhold	Ruth	Flahive	Rosanna	Longenbaker	Susan C.S.	Simmons
Cynthia	Bober	Deborah	Flower	Dave	Lotreck	Barbara	Smiley
Diane	Bolduc	William	Ford	William	Lyle	Susan	Stavola
Charles	Boos	Tara	Forschino	Marlene	Lyons	Marian	Staye
Bernard	Brennan	Norene	Foster	Archlyn	Maddocks	Martha	Steenburgh
Walt	Brockett	Robin	Franklin	Joey	Madore	M. Nuria	Stockman
Anita	Brucker	Peter	Fritsch	Valerie	Manecke	Louise	Summa
Kimberly	Bryant-Smith	Michelle	Gerli	Jean	Masters	Sheila H.	Susen
Samantha	Buonaiuto	Alice	Gold	Anne S.	Mauk	Claudia(Kim)	Terry
Tina	Burgett	Daniel	Golden	Susan	McCaffrey	Cathy	Testa
Wendy	Burki	Pamela	Graves	Anna	McDonnell	Barbara	Thomas
John	Burnett	Timothy	Grilley	James	McGrath	Gale	Tirrell
Karen	Bustin	Judy	Grondin	Tina	McGrath	Elaine	Tobiasz
Laura	Callahan	Shari	Guarino	Heather	McKelvie	Mary	Tomassetti
Lorrie	Canas	Lynn P.	Halliday	Nancy	McMahon	Martha	Trask
Susan	Carlson	Laurie	Hammel	Kanani	Milles	Ann	Travers
Carrie	Carter	Alec	Head	Megan	Mollica	Angela	Trucks
Cathy	Charles	Lori	Hedlund	Peter	Moore	Barbara	Tschiegg
Kasey	Chartier	Trish	Helm	Barbara	Myers	Laurie	Tuck
George	Christoph	Peter	Herrmann	Russell	Naiman	Jim	Tudesco
Elizabeth B.	Coffey	Warren	Herzig	Leslie	Needham	Elizabeth	Valdez
Sally	Colangelo	Vicktrie L.	Hilario	Jody	Neumann	Serena	van der Tang
Carol	Cole	Brian	Hollstein	Kathleen	Niver	Dianne	Virga
Alison	Corcoran	Lynn	House	Terri	Oberg	Alison	Wachstein
Anna	Corcoran	Brenda	Hunt	Grant	Ortlieb	Bobbi	Wasdo
Linda M.	Coven	Courtney	Ieronimo	Tracy	Osborne	Catherine	Williams
Brenda	Crelan	Lara	Johnson	Susan	Pelton	Beverly	Williams
Sue	Crombie	Janel	Johnson-VonHone	Adam	Piader	Ardell	Wilson
Virginia	Czapla	J. Richard	Jones	Josephine	Poland	Dale	Winters
Lisa	D'Amore	Chris	Jonientz	Klaus	Polttila	Karen	Wolkowski
Marty	Dauwalder	Megan	Josesh	Michelle	Press	Jeanne	Woolley
Jill	Davis	Diane	Joslin	Judy	Preston	Sarah	Worden
Catherine	Deptula	Becky	Kangos	Anna	Provost	Patricia	Yusuf
Jeannette	Dest	Kate	Keith	David	Przygoda	Marti	Zhigailo
Barbara	Deysson	Claire	Kennedy	Reenu	Raju	Richard	Zito
Lynn	Donnelly	Jean Ann	Kenny	Paula L.	Reed	Ellen	Zumbach

ADVANCED M. G.	Jon	Krish		BRONZE BAR	Dan	Schiefferle	SILVER BAR
Steve	Aldi	Renny	Loisel	Mary	Lawrence	Schlegel	Linda Nykaza
Allan	Brown	Robert	Lyle	Joanne	Steve	Shomstein	Connie
Tracy	Burrell	Wayne	McKinney	Donna	Marty	Sienko	Judy
Patrick	Conner	Robin	Michalak	Peter	Jean	St. Claire	Jim
Ganga	Duleep	Donna	Rini	Becky	Stacey	Whitney	Judy
Donna	Eriksen	Carrie	Sears	Marlene	Uta	Zickfeld	Susan
Judi	Freudenburg	Laura	Sprengelmeyer	Debbie			Harry
Carol	Gregoire	Kelly	Whalen	Paula			Stacey
Steve	Kovac	Paul	Wicht	Trish			

GOLD BAR		Suzanne	Deilus	George	Smith
Phyllis	Atkinson	Joanne	Frentz	Lillemor	Wallmark
Sarah	Bailey	Ingrid	McCauley	Sandra	Wilson
Betty	Beaudette	Gregory	Moonie		

Please see page 10 for a related story on the first Master Composter class.

All the Colors of Advanced Master Gardener Achievement

By Nancy Hinchey, Master Gardener

The Connecticut Master Gardener program attracts all kinds of gardeners with varied interests. Some take the course to expand their knowledge of bugs and soil. Others are more interested in learning how to tackle garden design challenges. But the focus of this program encourages all Master Gardeners to give back to their communities what they have learned. This love of learning the newest techniques and latest information on gardening challenges especially manifests itself in those who pursue their Advanced Master Gardener certification. For more information on the Advanced Master Gardener program and requirements please go to <http://www.ladybug.uconn.edu/mastergardener/advance.html>

The 2010 Master Gardener graduation class had 53 individuals who received their Advanced Master Gardener certification, ranging from Bronze, Silver, Gold and the highest level Ruby. Included in this high achieving group is 5 individuals who reached Ruby level: Louisa Broadbent, Richard Shaffer, Alice Smith, George Smith (no relation), and Frank White. Dick, Alice and George have shared some of their reasons for continuing their quest for knowledge and love of giving back to their communities.

Richard Shaffer, MG 1999, who has over 25 years experience in corporate real estate management, decided to reach beyond the business world and become involved, as he described "as a representative of an established not-for profit organization, namely UConn's Master Gardener Program". Starting with his outreach project at Elizabeth Park's Shade Garden, Dick continues giving back with his current project, taking care of a small greenhouse at Hartford Hospital's Jefferson House in Newington. By providing services to the elderly, the residents are able to enjoy the therapeutic and social aspects of this greenhouse. Dick brought the greenhouse, which was in disrepair and decline, back to a condition so that residents can enjoy the therapeutic value of a variety of plants.

RUBY BADGE	
Louisa	Broadbent
Richard	Shaffer
Alice	Smith
George	Smith
Frank	White

Alice Smith, MG 2001, coming from a long line of gardeners, studied Botany and Horticulture in college. When The Bartlett Arboretum and Gardens offered the MG program, Alice was one of the first to sign up. With Judy Steinberg and Linda Iker, she developed the Woodland Treasures Group as part of her outreach. "Initially the project was to identify, photograph and collect information on the wild flowers and birds found at the Bartlett Arboretum.

"Woodland Treasures has grown through the years and how the focus is on informing the public about invasive plants and insect pests threatening our forests and gardens," she explained. Alice continues informing the public with a kiosk at the arboretum. Posters and flyers of current flowers, ferns and insect problems are available, along with information on what to plant instead of popular invasive material. "Public education of native plant materials is of uppermost importance," said Alice.

George Smith, MG 2007, took on the personal challenge of completing all class work, outreach and community service hours required to reach the Ruby Level in three years. By taking 46 classes, he has been in every extension office, along with Bartlett Arboretum, Goodwin Forest Preserve, UConn and Elizabeth Park. His favorite outreach project is spreading the news on the Emerald Ash Borer and Asian Longhorn Beetle at the information booth at various fairs and farmer's markets. George has been seen wearing the ALB temporary tattoo on his face as he enthusiastically shares his knowledge about these insect scourges to the public. "The best feeling, I consider it my pay, is when someone says thank you for helping them" he said.

These Ruby level MGs advised those who wish to pursue Advanced Master Gardener certification to seriously consider the time commitment involved. Being realistic in your goals and reason to continue the outreach projects will be a strong indication of your success. What holds true for many Master Gardeners is the love of being informed on the newest trends in gardening, connecting with other passionate gardeners and the opportunity to give back to our communities. It is this giving back that is the hallmark of our organization.

Websites

By Lorraine Ballato

What's in a Name ?

I am totally blown away by a most extraordinary website that has just come onstream. Version 1 of **The Plant List** (www.theplantlist.org) was made available in December, 2010. It's impressive in its scope and what it took to bring it to all of us who need to know a plant name and some of the info about that name. Here are just a few of the key facts: The Plant List is a working list of all known plant species. That's right - ALL KNOWN SPECIES!!! The Plant List includes 1,040,426 scientific plant names of species rank. Of these 298,900 are accepted species names. The Plant List contains 620 plant families and 16,167 plant genera.

Version 1 aims to be comprehensive for species of Vascular plants (flowering plants, conifers, ferns and their allies) and of Bryophytes (mosses and liverworts).

It took years of collaboration between the Royal Botanic Gardens, Kew and Missouri Botanical Garden to create this list by combining multiple checklist data sets held by these institutions as well as dozens of other collaborators across the globe. The list was developed as a direct response to the Global Strategy for Plant Conservation (GSPC), adopted in 2002 by the 193 governments who are Parties to the Convention on Biological Diversity. The GSPC was designed as a framework for action to halt the loss of global plant diversity.

The Plant List provides the "Accepted" Latin name for most species, with links to all "Synonyms" by which that species has been known. It also includes "Unresolved" names for which the contribut-

ing data sources did not contain sufficient evidence to decide whether they were "Accepted" or "Synonyms."

This site is accessible to any and all of us so feel free to give it a whirl, especially if you need to check out a plant name. With the way the taxonomists are always changing things around, this database couldn't come too soon for me!

Garlic

While those bulbs are still sleeping, here's what you should know about fertilizing them when it's time this spring. First, a little lesson. Garlic's reputed health benefits and its fabulous flavor is attributed to allicin, one of the main sulfur compounds it contains. Allicin is produced during the chopping, crushing, or slicing process. Here's the part where we gardeners come in.

There's new research that indicates that how and what fertilizer we use on garlic can affect the allicin it develops. The November-December 2010 issue of *HortIdeas* describes field trials done in Germany that showed the concentration of allicin went up with more sulfur fertilizer and down slightly with higher nitrogen fertilizer. Researchers concluded that sulfur added to soils that were low in this nutrient would increase the concentration of allicin in garlic. They also suggested that keeping nitrogen fertilization moderate would increase allicin levels, in addition to making garlic less susceptible to fungal infection. The abstract of the research is in the American Chemical Society's September 2010 journal article "Influence of Fertilizer Practices on S-Containing Metabolites in Garlic (*Allium sativum* L.) under Field Conditions" at [http://pubs.acs.org/doi/abs/10.1021/jf102009j?prevSearch=%25Bauthor%25A%2BEIke%2BBioem%25D%2BNOT%2B%255Batype%25A%2Bad%25D%2BNOT%2B%255Batype%25A%2Bacs-toc%25D&searchHistoryKey=](http://pubs.acs.org/doi/abs/10.1021/jf102009j?prevSearch=%25Bauthor%25A%2BEIke%2BBioem%25D%2BNOT%2B%25Batype%25A%2Bad%25D%2BNOT%2B%255Batype%25A%2Bacs-toc%25D&searchHistoryKey=)

2011 Symposium Speakers

GARDEN DESIGNS FOR PROPERTIES LARGE AND SMALL

By Marge Bingham, Master Gardener and
Chair, Speakers Committee

OPENING SPEAKER



Janet Marinelli is principal of Blue Crocus Consulting which specializes in planning, interpreting, and publishing master plans for public garden designs. She has worked with the Great Park Design Studio to create an internationally distinguished model for botanic gardens in the 21st

century. As a former Director at Brooklyn Botanic Garden for over 16 years, she was responsible for interpretation, publications and strategic and long-term planning. She has authored a number of books and hundreds of articles on sustainable landscapes and has been called an 'internationally respected ecological and horticultural visionary'.

Janet's keynote lecture **BEYOND PANDORA: THE FUTURE OF GARDEN DESIGN** is based upon the assumption that the giant panda and other animals are teetering on the brink of extinction as part of a modern-day mass extinction episode that could rival even the demise of the dinosaurs 65 million years ago. But do you know that a devastating number of plants are also at risk – including many beautiful plants native to Connecticut? In her keynote, Janet will give a whirl-

wind tour of the history of landscape design, look at discoveries on the frontiers of science, and show how every gardener can harness nature's power and help repair the tattered web of life.

CLOSING SPEAKER



William Cullina is Director of Horticulture/Plant Curator for the Coastal Maine Botanical Gardens in Boothbay, Maine. A well-known author and recognized authority on North American native plants, Bill lectures on a variety of subjects to garden and professional groups, is

author of several books, and writes for popular and technical journals.

Bill's closing lecture entitled **BOTANY OF DESIGN** tackles the thorny subject of garden design in a completely different way. He looks at life beyond the color wheel and ways to create more satisfying designs without breaking the budget. He reveals some of his best horticultural secrets while weaving together aesthetics, psychology, botany, and ecology into a fascinating one-hour ride.

Jenny Rose Carey is Director of Ambler Arboretum of Temple University located outside Philadelphia. Born in England to a family of botanists and gardeners, she has gardened in the US for the last twenty-two years. She holds degrees from Universities of Southampton and Oxford as well as one in Horticulture from Temple. Jenny designs, maintains and offers garden tours of her four and a half acre organic theme gardens at her historic Victorian home called "Northview".



NORTHVIEW INSPIRATIONS AND LESSONS
In this lecture Jenny Rose Carey will show images of plants and gardens from around the world that have inspired her to design and plant her own garden 'Northview'; a four and a half acre Victorian property that Jenny Rose has transformed from a paradise of

invasive plants to a haven for people and wildlife. Jenny Rose shows how we can learn from the gardens of others to make our own gardens better. She will share some of her favorite books and magazines. She also gives practical garden growing tips that she has learned from gardening both in America and in England.

Anita Dafonte is Sales Director for Coast of Maine Organic Products, following several years as Associate Publisher of *People, Places and Plants*, and Sales Manager for *Fine Gardening*. She obtained her degree in Economics from Manhattanville College and is a recent graduate of the Maine Compost School of University of Maine Cooperative Extension. She lives and gar-



dens on five acres in Newtown, CT where her true passion is for vegetables, vines and annuals.

Anita's lecture EGGPLANTS ON PARADE: BEAUTIFUL AND PRODUCTIVE VEGETABLE GARDENS will illustrate how to create a beautiful and productive vegetable garden. She will discuss which varieties of tomatoes, peppers, eggplants and other vegetables to grow for certain dishes, how to build a rich, organic soil, the tools you will need and how to incorporate flowers among your vegetables for color and beauty.

Nancy DuBrule-Clemente is owner of Natureworks Horticultural Services, established in 1983 as a fully organic garden center offering landscape design services as well as education on organic and sustainable practices through plant catalog, nursery website, workshops and lectures. She is past president of NOFA/CT and author of *Succession of Bloom in the Perennial Garden*.



Nancy's lecture DESIGNING FOR THE FUTURE; A TEN-YEAR PLAN FOR A TWO-ACRE PROPERTY will illustrate how she created a master plan for her new home, going from a conceptual plan complete with bubble diagrams and big-picture ideas, to detailed planting plans and implementation. Seven years later, the former 'five year plan' has evolved into a much longer term project! See how this middle-aged garden designer is creating a livable landscape to grow old in.

Sal Gilbertie is from Gilbertie's Herb Gardens in Easton, CT, the largest herb plant grower in the nation which produces two million organically-grown herb plants annually. He is the hands-on owner of the business which produces 400 varieties of herbs and 100 varieties of vegetables, he even imports insects to ensure organic practices. He endears his customers at the business's retail market in Westport by giving workshops ranging from vegetable cultivation to decorating with herbs.



Sal's lecture SMALL-PLOT, HIGH-YIELD GARDENING is based upon the recent publication by the same name he co-authored with Larry Sheehan and it will focus on combining vegetable, herb and flower plants within a limited space. You'll learn about the most effective natural fertilizers, drought-resistant cultivation


methods, pest-repellent companion plantings, trends in heirloom herb and vegetable varieties, and raised-bed techniques for achieving maximum productivity in limited space.

Carolyn Summers is currently an adjunct professor at Westchester Community College and serves on the college's Steering Committee of their Native Plant Center. She began her career as a landscape architect with the Trust for Public Land, producing a report that has guided preservation efforts to create an urban wildlife refuge on Staten Island. She continued her environmental work as New York City's Department of Environmental Protection's first Director of Natural Resources. She is author of *Designing Gardens with Flora of the American East*, released by Rutgers University Press in April 2010.



Carolyn's lecture GARDENS FILLED WITH LIFE; DESIGNING WITH NORTHEASTERN FLORA reviews the many ways in which indigenous plants form the basis of the food web that supports a healthy, biodiverse landscape. Methods of minimizing harm from exotic plants, including use of indigenous substitutes for a wide variety of traditional styles will be defined. Examples of unusual indigenous plants used in formal settings will be provided along with naturalistic styles to explore the full design potential of northeastern indigenous flora.

Amy Ziffer is owner of Shady Lady Garden Design and has been designing, installing and maintaining gardens for clients in western Connecticut since 1998. She is a former Editor at *Fine Gardening* and a Master Gardener. Her freelance work as a garden writer and photographer can be seen in *Yankee*, *Fine Gardening* and *Horticulture* magazines. She frequently lectures on a variety of garden subjects throughout New England and the lower Hudson Valley.



Amy's lecture A CONNECTICUT COTTAGE GARDEN: ADAPTING A CLASSIC GARDEN STYLE TO NEW ENGLAND gives practical advice on creating a great cottage garden in a typical residential setting. It has a strong design focus on what makes a cottage garden and how to adapt a style we associate with the English gardening tradition to our more challenging climate and environment.

A Growing Adventure

Connecticut Cotton Tales

By Diana Ringelheim, Advanced Master Gardener

Many years ago I bought a shirt that was striped in various shades of beige (from light brown to pale ecru) and green (from aqua to olive) all of which represented natural colors of cotton. What? Cotton grows in colors other than white? That odd bit of information planted a seed in the back of my mind, and I thought it might be interesting to grow cotton. With the advent of the Internet, I was able to find seed for colored cotton, but the quantities, and prices, were much larger than my curiosity so the idea languished. In 2010, Pinetree Seeds, a mail-order company that I buy from regularly, offered seeds of white cotton for \$1.35, and I jumped at the opportunity. They are also being offered for 2011; the website is www.superseeds.com.

My research revealed that cotton needs at least 160 days of growing season, and my zone 6 garden provides an average of 120 days, so the seeds (which reminded me of large apple seeds) were started in the basement under fluorescent lights on February 15. The seeds sprouted on February 19, with the biggest cotyledons I have ever seen. By March 18, the seedlings needed a bigger pot; by April 15 the plants were too tall for the fluorescent light stand and were transferred to a sunny window. The window seemed to provide enough light and perhaps the fluorescent lights were not required. On May 23, the shrubs were planted outside, one in a container (in case I ran out of growing-season I could bring it inside) and three in the ground. If you are looking for plants that will engage children, this rapid grower is perfect.



Cotton Flower

Botanically, cotton is in the plant family Malvaceae, the same as Rose of Sharon, Hibiscus, and the self-seeding family namesake Malva of garden notoriety. The plants are native to tropical and sub-tropical latitudes throughout Africa, India, and the Americas. Commercial cotton is derived from *Gossypium hirsutum*, which is thought to have originated in Mexico. It is right at home in a Connecticut garden and native bumble bees adore it. There are insect and fungal pests that should have been attacking it, like they do to other members of the Malva family, but I did not see any. And, the deer didn't discover and browse it until mid-October and had no effect on the plant's overall health. The summer of 2010 registered 40 days or more of temperatures above 90° and the cotton loved every minute.

Surprisingly, the potted plant was the first to bloom (on July 19) and produced the first boll to open (on October 8). Perhaps the stress of being confined in a pot accelerated the plant's processes. The flowers first opens a creamy white color and turns pink as it ages. It dies quite a vivid shade of rose. The fruit, or boll, begins to enlarge immediately. It has a leathery skin and a



Green Cotton Boll



Ripe Cotton Boll

sharp 'tack' at the tip. When it is fully ripe, the boll splits and the leathery skin becomes quite hard. The 'tack' splits into four segments, as illustrated in the picture above, right. It is very easy to injure yourself on the sharp parts of a ripe cotton boll, another feature that would fascinate children: danger!

Cotton has a reputation as a heavy feeder and I did give the plants supplemental fertilizer and water. The container grown plant was watered with liquid fertilizer once a week. The plants in the ground were sprayed with the same liquid fertilizer because it is also described as a foliar feed. A weekly regimen of spraying gets boring very quickly, so the in-ground plants had a much leaner season than the potted plant, but eventually they yielded more bolls than the potted plant.

Altogether, I harvested about 50 bolls from the four plants. In mid-November, the in-ground plants were forming new flower buds even as I was quickly harvesting the bolls because of a predicted frost. In the tropics, these plants must bloom and fruit all year long.

The most frequently-asked-question from my gardening friends was: 'What are you going to do with the cotton?' Sorry folks, you're not getting tee-shirts. Most of the bolls that I cut in November were not yet open, so I made a dry arrangement in a wicker basket and watched them dry, split, and puff out their fiber through the end of December. And, they are still changing every day. That's reason enough to grow cotton.



Technically, the plant is a shrub and probably could be over-wintered indoors to grow again next year. Battling the aphids, white fly, scale, etc. that make a meal of the Hibiscuses that I've tried to save in the past discouraged me from trying to save the cotton. Besides, room must be made for new experiments next year, like peanuts. Or sugar cane. . . . Or coconut palms.

Historical Garden

The Squire's Tavern Kitchen Garden

By Ann D. Travers, Master Gardener

"The fruits of the Garden are appreciated by all,
and contribute much to the pleasures and comfort of life."
The Family Kitchen Gardener, Robert Buist (1847)

In January 2010, the Barkhamsted Historical Society approved the Squire's Tavern Kitchen Garden project for the purpose of providing an outreach opportunity for UConn Master Gardener Interns. The project joins the list of restoration activities which include new installations, archival work, and structural improvements. Through the efforts of many volunteers, the Tavern is a lively, evolving tribute to historical life in this rural community.

The kitchen garden project incorporated historical research utilizing primary source documents, articles, and papers to assist in recreating a New England kitchen garden from the mid-19th Century. The first issue of the *Squires Tavern Quarterly* (January 2002) provided information on the life of Bela Squire which served as the foundation for further research. Historic documents, papers, and articles from Old Sturbridge Village yielded extensive information on gardening and farm life during this time period. These resources included information on vegetables that were common in New England kitchen gardens as well as specific varieties of seed available in New England seed catalogues during the mid-1800s.

Kitchen gardens during the mid-19th Century were generally extensions of household and barnyard workspaces. These gardens included vegetables that were easily stored and common in the New England diet such as beets, onions, and cabbage. Herbs including thyme, hops, spearmint, sage, parsley, and chamomile were grown among the vegetables. The gardens were utilitarian in nature and referred to by more progressive gardeners of the time as uncultivated wildernesses of vegetables, herbs, and weeds.

In March 2010, seeds identified as being historically correct were ordered from Monticello in Virginia. In addition, the growing of hops in 19th Century New England was researched and plans were made in late April for securing 'Mt. Hood' and 'Willamette' hops rhizomes to plant in the garden. Soil samples were taken and sent off to UConn Soil Nutrient Analysis Laboratory for testing. A perennial plant sale was held at the tavern in May which raised enough money to cover most expenses incurred over the course of the project. By the second week in May, donations of herb and vegetable plant starts were secured from White Flower Farm to complete the plant material list.

In mid-May, the garden was staked out with four beds measuring 7 ft x 4 ft in preparation for digging and planting. A 3 ft. wide walkway was installed for the garden. Sod was removed and the earth carved out leaving clean edges along the sides of the four garden beds. The walkway was filled with rock dust and tamped down with a 40-pound hand tamper.

The following week the garden beds were installed. Barkhamsted Historical Society members took turns breaking the sod and turning over the heavy clay soil. Lime, composted chicken manure, and 10-10-10 fertilizer were incorporated to amend the soil. A tripod of 8-ft. cedar poles was set up for beans and two 16-ft. cedar hops poles were erected with donated help from a local fencing company. This included their labor, use of the auger to drill 3-ft. holes, and a 12-ft. ladder to secure the poles with an 8-in. bolt at the top.



May, 2010

Many individuals were responsible for creating this historic kitchen garden. The list of names grew over the course of five months, resulting in a collaborative community effort that crossed town, county, and state lines. Their time, talents, gifts, and support are greatly appreciated.



August, 2010

UConn Graduates First Master Composting Class

By Tracy Burrell, Advanced Master Gardener, Master Composter

The first graduates of the University of Connecticut's Master Composter program proudly received their badges at a graduation ceremony held on November 7th at the Middlesex County Extension Center. "This new program is another example of UConn's commitment to educate the citizens of Connecticut on ways to reduce solid waste while at the same time providing a valuable soil amendment" said Dawn Pettinelli, Extension Instructor, who led the program.

A number of states offer Master Composter programs through their Cooperative Extension Systems. One active Advanced Master Gardener from Stamford, Greg Moonie, had been advocating for this program to be held in Connecticut for some time and he worked very closely with Dawn to develop the syllabus and organize classes. Key aspects of the program included:

- Accelerated instruction – Students attended evening classes and two Saturday field trips from October 13th to November 7th at the Tolland Extension Center, in Vernon. By consolidating instruction over four weeks and offering the program in the evening, the program was available to students whose schedules precluded day classes and also gave them the opportunity to offer their services to the public after only a few short weeks.

MASTER COMPOSTERS

Carol Bunting
Tracy Burrell
Jane Kaminski
Mike Lefebvre
Greg Moonie

Carol Quish
Marty Sienko
Charlie Tefft
Stephanie Turner

- Unique Slate of Speakers – Lecturers included farmers, municipal employees, small businessmen, representatives from governmental agencies, and UConn faculty and staff. In addition to learning about composting itself, students were exposed to the

legislative, commercial and environmental challenges and opportunities that Connecticut faces in our communities.

- Field Trips – a program highlight was two field trips, one to the Manchester Public Works Department and the second to Freund's Farm and Laurelbrook Farm in East Canaan. Seeing firsthand some of the techniques learned in class reinforced students' knowledge. Students also had a wonderful farm lunch at the Freund's farm stand and one lucky student won a free composter from the Manchester Public Works Department!

The 2011 Master Composter Program will be held in March at the Fairfield County Extension Center in Bethel. The program will consist of 4 classroom sessions and 2 field trips. Two outreach activities are required for certification. Class size is limited to 20. For more information and registration, go to www.ladybug.uconn.edu or contact dawn.pettinelli@uconn.edu or (860) 486-4274.

A Winter Reading List

By Jude Hsiang, Master Gardener Coordinator

The holidays have passed, but gardeners are compiling their wish lists as the days grow longer. If your eyes are already bigger than your garden it may be time to take a break from the seed catalogs and read about other gardens in other times and places. The following books are easily found at your local library or through inter-library loan. Look for film versions, too, to bring some warmth and color to your winter evenings.

As children many of us loved *The Secret Garden* by Frances Hodgson Burnett. The theme of the life changing power of a garden—in a less melodramatic and more subtle form—is found in *Enchanted April*, by Elizabeth Von Arnim. You may also enjoy *Elizabeth and her German Garden*. Von Arnim's description of the role of "proper" women of her day will make you glad that no one will discourage you from getting your hands dirty this spring.

Enchanted April is set in the South of France, so why not journey in our imaginations to Provence where Marcel Pagnol's stories *Jean de Florette* and *Manon de Sources* take place. Pagnol's contemporary, Jean Giono, took no money for *The Man who Planted Trees*, as it was his wish spark the healing of nature. This book, and the animated

short film based on it, inspired many environmentalists.

Closer to home are the books of scientist and naturalist Bernd Heinrich. Heinrich has been called "our latter-day Thoreau" and is also an accomplished illustrator. His many books include *Trees in My Forest*, and *A Year in the Maine Woods*. *Winter World* is sure to make your home seem cozy by comparison, even as you keep the thermostat low. Henry Beston's *Outermost House* is a classic of nature writing and was instrumental in the establishment of Cap Code National Seashore.

I love to give copies of *Common to this Country*, by Susan Munger, Master Gardener Coordinator of New London County, which recounts the botanical discoveries of the Lewis and Clark expedition. The book is beautifully illustrated by Charlotte Staub Thomas.

Poetry—too many riches to include here. But it's now high summer in the southern hemisphere, and "...a fresh, / deep, / inexhaustible / sun / floods the salads / of Chile..." says Pablo Neruda in "Ode to the Tomato." We northern gardeners must wait for the return of the sun.

The **UConn Home & Garden Education Center** is looking for **Certified Master Gardeners** to staff its horticultural information booth at the 2011 **CT Flower and Garden Show**, February 24 – 27, 2011 at the Hartford Convention Center. This outreach opportunity comes with free parking and admission to the show as well as credit for hours served. Contact James McInnis at james.mcinnis@uconn.edu for dates and times available.

The Laurel Calendar

By Richard Shaffer, Advanced Master Gardener

Date and Time	Event, Location, Contacts
1st Tuesday of every month 10AM	CMGA Board Meeting at various locations. Info at diana@ringelheim.com or 203-372-8498
2/11/11 9 am—4 pm	Today's Horticulture—Symposium at Longwood Gardens, Kennett Square, PA. Six lectures by various speakers. Info at 610-388-545, or www.longwoodgardens.org .
2/11/11 12 pm—3 pm	Dirt—the Movie. CT Community Gardening Assoc. presentation at the Berlin Peck Public Library, 243 Kensington Road, Berlin, Ct. Info at www.ladybug.uconn.edu .
2/17/11 7:30 pm	Great New Magnolias for New England Gardens , by Stefan Cover (Cambridge, MA.). Meeting of Ct. Horticultural Society. Emanuel Synagogue, West Hartford. Info at www.cthort.org .
2/17/11 10 am—12 pm	Native Plants & Ecological Design by C. Colston Burrell. New York Botanical Garden. Info at www.nybg.org .
2/24—2/27/11	Connecticut Flower & Garden Show "Capture the Magic" at the Ct. Convention Center, Hartford, Ct. Info at www.ctflowershow.com . See related announcement on page 10.
3/3/11	Ecological Landscaping Association 16th Annual Conference "Staying Ahead of the Curve" . Springfield, MA. Info at www.ecolandscaping.org .
3/5/11—4/24/11	Orchid Show at the Enid Haupt Conservatory, New York Botanical Garden. Info at 718-817-8747 or www.nybg.org .
3/5/11 Begins at 10 am	Hardy Plant Society Spring Symposium. Held at St. Paul's Lutheran Church, 371 Wolcott Hill Rd., Wethersfield, Ct. Call Leslie Shields at 860-747-8175 or email seichie@comcast.net .
3/5/11 8:30 am—4:30 pm	CT NOFA Winter Conference , Manchester Community College. Workshops include 'Mead & Non-grape Wine Making', 'Deer Fencing Options', 'Beekeeping', 'Urban Chickens', 'Biodiversity Gardening' and more. Info at 203-888-5146 or www.ctnofa.org .
3/6/ - 3/13/11	Philadelphia International Flower Show 'Springtime in Paris' . Pennsylvania Convention Center. Info at: www.theflowershow.com/showinfo/index .
3/11/11 8 am—4:30 pm	Garden Conference. Lewis B. Rome Commons, Univ. of Ct., Storrs, Ct. Info at http://www.hort.uconn.edu/2011garden/
3/16—3/20/11	Boston Flower & Garden Show 'A Burst of Color: Celebrating the Container Garden' . Seaport World Trade Center. Info at www.masshort.org/Blooms-and-the-Boston-Flower-&-Garden-Show .
3/17/11 7:30 pm	Edible Landscaping by Charlie Nardozi from Shelburne, VT. Meeting of Ct. Horticultural Society. Emanuel Synagogue, West Hartford. Info at www.cthort.org .
3/21/11 1:00 pm	How to Garden Wiser , by Sydney Eddison, Simsbury Garden Club, Simsbury Library, 725 Hopmeadow St. Free. Info at www.simsburygardenclub.org .
3/23/11 7 pm	Organic Gardening by Bill Duesing. Pond House Hall, Elizabeth Park, West Hartford. Info at 860-231-9443 or www.elizabethpark.org .
3/26/11 8 am—4:00 pm	CMGA 18th Annual Symposium 'Garden Designs for Properties Large & Small'. Manchester Community College. See pages 1,6,and 7 for more information or visit www.ctmga.org to register.
4/2/11 (Snow Date 4/9) 10 am	Opening the Rose Garden Workshop. Elizabeth Park, West Hartford, Ct. Info at 860-231-9443 or www.elizabethpark.org .
4/21/11 7:30 pm	Bringing Nature Home: How Native Plants Sustain Wildlife in Our Gardens by Doug Tallamy. Meeting of Ct. Horticultural Society. Emanuel Synagogue, West Hartford. Info at www.cthort.org .
4/27/11	How to Keep Ticks Out of Your Garden by Dr. Kirby Stafford. Meeting of the CT. Hardy Plant Society. Info at www.cthardyplantsociety.org .

Calendar notices must be for events open to the public and of interest to Master Gardeners.
If you have items for the Calendar, please contact the editor at www.diana@ringelheim.com. or 203-372-8498
Deadlines for publication are January 1, April 1, July 1, and October 1

Connecticut
Master Gardener
Association



The Laurel



CMGA

C/O Kathy Baechele
6 Christmas Tree Hill
Canton, CT 06019



2011



PRESORTED
FIRST CLASS
U.S. POSTAGE
PAID
PERMIT #34
BRIDGEPORT, CT


Inside this issue:

	Page
CMGA 2011 Symposium	1, 6, 7
Community Wildlife Habitat	3
Class of 2010 and Advanced Master Gardeners	4
Ruby Level Advanced Master Gardeners	5
Notable Websites	5
A Growing Adventure	8
Historical Tavern Garden	9
Master Composters	10
Winter Reading List	10
Calendar of Events	11



Connecticut
Master Gardener
Association
Newsletter

The Laurel



SPRING, 2011 Volume 24, No. 2

SUMMER

July 16, 2011
**Hartford County
Extension Center
1800 Asylum Ave.
West Hartford, Ct. 06117**

Directions: Take I-84 east or west to Exit 43, Park Road. Turn right onto Park Road and immediately left onto Trout Brook Drive. Beyond the intersection of Trout Brook Drive and Asylum Ave., turn right into the visitor's parking lots. The Extension Center (and UConn Hartford Campus) is on the other side of Trout Brook Drive.

The same format as prior years:

- ◆ 9 am - Buffet Breakfast at the Hartford Extension Center
- ◆ 9:30 am - Quick CMGA Semi-Annual Meeting
- ◆ 9:45 am - We split into two groups and board busses to two gardens. Around 11 am, the busses switch gardens.
- ◆ 12 pm - Back to the Extension Center for a brown-bag lunch. Drinks and desserts on the CMGA.
- ◆ 12:30—1 pm - We drive ourselves to a local nursery for a special tour.



GARDEN

More details will be available on the website www.ctmga.org as soon as arrangements have been finalized. Please check the website frequently for updates and expanded information.

Fee: \$15 CMGA Members and Guests
Please reserve a place for yourself and your guests by sending your check (payable to the CMGA) for \$15 per person to:

Diana Ringelheim
121 Godfrey Road
Fairfield, Ct. 06825

Reservations can also be made on the website www.ctmga.org and payment made by PayPal.

If you have questions, please contact me at diana@ringelheim.com or 203-372-8498.



Elected Officials 2011

President's Message

President: William Overton
billdo103@aol.com

Vice-President: Maureen Gillis
moberngillis@comcast.net

Treasurer: Roger Gregoire
gregoirerogerg@gmail.com

Secretary: Tracy Burrell
Burrell.tracy@gmail.com

Membership: Kathy Baechle
k.baechle@comcast.net

Board of Directors

Kathy Baechle	Donna Katsuranis
Billy Baxter	Fran Maynard
Jay Beausoleil	Ellen Morse
Marge Bingham	Diane Ostheimer
John Carlson	Diana Ringelheim
Paul Grimmeisen	Richard Shaffer
Nancy Hinchey	Charles Tefft

Cooperative Extension Center Coordinators (by County):

Fairfield: **Sandi Wilson**
203-207-3262 Sandra.wilson@uconn.edu

Fairfield (Stamford): **Regina Campfield**
203-322-6971 mastergardener@bartlettarboretum.org

Hartford: **Sarah Bailey**
860-570-9010 Sarah.bailey@uconn.edu

Litchfield: **Pat Eldredge**
860-626-6240 Patricia.eldredge@uconn.edu

Middlesex: **Victoria McCarthy**
860-345-4511 Victoria.mccarthy@uconn.edu

New Haven: **Judith Hsiang**
203-407-3167 Judith.hsiang@uconn.edu

New London: **Susan Munger**
860-885-2823 Susan.munger@uconn.edu

Tolland: **Rondi Niles**
860-870-6934 rondi.niles@uconn.edu

Windham: **Kim Kelly**
860-774-9600 Kimberly.kelly@uconn.edu

UConn Home& Garden Education Center:
877-486-6271 www.ladybug.uconn.edu

UConn Liaison:

Leslie Alexander: 860-486-6343
Leslie.alexander@uconn.edu

CMGA Website: www.ctmga.org
Maureen Gillis : cmga@comcast.net

The Laurel :

Diana Ringelheim : diana@ringelheim.com

Spring is here so they say, this year one has to wonder!

Many of us had a difficult winter, with January being a month for the record books. As Master Gardeners, we're pinning to get outdoors and work with the soil. Patience, I'm told by a nursery friend, is what many gardeners lack. By the time you receive this newsletter, I hope you'll have your wish.

Your association is scheduling a record number of educational events this year. These will include:

- ◆ June 15th Elizabeth Park at 6:30PM Rose Garden Tour featuring the park's Rosarian Marci Martin in period costume . Ms. Martin's talk will focus on the history of the park and its present day distinctiveness. This is the second year for this free member program and it comes at the peak of the park's beauty.
- ◆ On July 16th we will hold our annual Summer Garden Tour. This year, we will offer tours of specially selected gardens and/or nurseries in the Hartford and Farmington Valley areas. Our 2010 summer event was well received with almost 100 of our members in attendance. We look forward to a similar response in 2011.
- ◆ This fall, CMGA will once again host a guided tour of Connecticut College's Arboretum. The 60 plus members attending in 2010 requested a return engagement. If you would like to attend this year, stay tuned to CMGA's website for the exact date.
- ◆ Another educational event, presently in the planning stage, is a Forest Tree & Shrub Identification Program to be held at Goodwin State Park sometime this fall. Members will have an opportunity to enjoy the fall beauty of the 2000 acre park and participate in a hands on program at the same time. If you have ideas about additional educational offerings you would like the CMGA to host, please let us know.

Our March Symposium was well received again this year. We continue to seek input from members as to what we could do to make the event even better. Anyone wishing to offer their ideas can reach me at my email address of boverton38@gmail.com.

In closing, I ask that you continue to support your local extension offices. It's that time of year when interns in the Class of 2011 will seek mentoring. Please remember there were individuals who helped us when we needed guidance, your participation helps ensure the quality of the MG program.

Cordially,
Bill Overton

The Laurel is published four times a year for members of the Connecticut Master Gardener Association. Please send news, photographs and calendar items by email to Diana Ringelheim at diana@ringelheim.com or 121 Godfrey Rd., Fairfield, Ct. 06825. Phone (203)372-8498

Deadlines for publication are January 1, April 1, July 1, and October 1

Copyright © 2011 by the Connecticut Master Gardener Association

The Shopping Season Begins

Please remember the **CMGA's Partner's Project** and visit the nurseries and garden centers that offer discounts to our members.

→ **USE THE MAILING PORTION OF *THE LAUREL* (PAGE 12)** ←
AS PROOF OF MEMBERSHIP.

Bell's Nurseries 1301 Hartford Tpke. North Haven, Ct. 10% Discount	Logee's Tropical Plants 141 North Street Danielson, Ct. 888-330-8038 10% Discount at the retail shop only
Botticello Farms 109 Hillstown Road Manchester, CT 06040 860-649-2462 10% discount	Maple Row Growers 227 Stepney Road Easton, CT 06612 1-203-395-6191 5% on in-stock trees & shrubs only
Cheshire Nursery Garden Center 1317 S. Main Street Cheshire, CT 06410 203-272-3228 10% discount	Moscarillo's Garden Shoppe 2600 Albany Ave. West Hartford, Ct 06117 860-236-5487 1688 East Main St. Torrington, Ct. 860-496-2357 10% Discount
Craddock's Heirloom Gardens 59 Main St. Rt. 25 Newtown, Ct. 06470 203-241-0301 10% discount; 20% on purchases over \$250	O'Brien Nurserymen LLC (Hostas) 40 Wells Road Granby, CT 06035 1-860-653-0163 10% discount Open Fri., Sat., Sun—Call to make sure open
Garden Barn Nursery 228 West Street Vernon-Rockville, Ct 06066 860-872-7291 Shop Wednesday only Register at Gardenbarn.com	Petals and Paws 465 Albany Turnpike Rt. #44 Canton, CT 06019 860-693-8760 361 Scott Swamp Rd. Rt. 6 Farmington, Ct. 06032 860-674-9475 10% discount on plants
Geiger's Garden Center 40 Belmont Street Fairfield, CT 06824 203-255-1024 10% discount	Riverside Nursery and Garden Center 56 River Road Rt. #179 Collinsville, CT 06022 10% on everything but delivery & excavation
Gledhill Nursery, Inc. 660 Mountain Rd. West Hartford, Ct. 860-233-5692 10% Discount on plants, supplies, & tools	Salem Country Gardens 380 New London Road Salem, CT 06420 860-859-2508 10% discount
Kent Greenhouse and Gardens Rt. 7 South 30 South Main Street Kent, CT 06757 1-860-927-3480 20% discount	Stonehenge Landscaping & Garden Center 1616 Willard Ave. Newington, Ct. 860-667-1158 10% Discount
<p>This list is complete as of our publication date; please check the website (www.ctmga.org) frequently for changes.</p>	Van Wilgen's Garden Center 51 Valley Road off Rt. #139 North Branford, CT 06471 1-203-488-2110 Join club at nursery for benefits & discount

GARDEN MASTER CLASSES

Advanced Master Gardener Classes : Spring 2011

Date and Time	Location	Class and Instructor
5/10/11 10 am—Noon	Fairfield County Extension Center Bethel	Not Your Grandmother's Roses Instructor: Lorraine Ballato This class will be about the newer generation of hardy roses that are coming to a nursery near you.
5/14/11 10 am—Noon	Middlesex County Extension Center Haddam	Materia Medica Instructors: Karen Parker & Cheryl Placido Six herbs will be discussed in depth: soil requirements, maintenance, medicinal and culinary recipes.
5/14/11 10 am—Noon	Windham County Extension Center Brooklyn	Gardens That Heal—Session 1 Instructor: Lisa Withers This is a four-part series about plants that have been used medicinally. Classroom and field work.
5/18/11 10 am—Noon	The Carriage House, Edgerton Park New Haven	Using Keys to Identify Wildflowers and Shrubs Instructor: Susan Munger This class will concentrate on the features of a plant that allow for identification using a published key.
6/1/11 6:30 pm—8:30 pm	New Haven County Extension Center North Haven	Gardeners' Latin Instructor: Jude Hsiang All those syllables actually mean something. This class will explore how plants got their names, how to pronounce them, and why they keep changing.
6/7/11 10:30 am—12:30 pm	Fairfield County Extension Center Bethel	Organic Landscape Maintenance Instructor: Lars Cherichetti Sustainable organic gardening for a beautiful landscape without guilt. Learn to build soil, organic lawn care, vegetable and ornamental gardens, and pest control without chemicals.
6/18/11 10 am—Noon	Windham County Extension Center Brooklyn	Gardens That Heal—Session 2 Instructor: Lisa Withers This is a four-part series about plants that have been used medicinally. Classroom and field work. Sessions 3 & 4 will be held in Sept. and Oct. 2011.

Full details of these and other Garden Master Classes : www.ladybug.uconn.edu/. Telephone 1-860-486-6343
Classes are being added all the time and the website should be checked regularly for new items.

Correction (and apology)

Karen Zummo's name was inadvertently omitted from the list of 2010 Master Gardener graduates. Our heartfelt congratulations go to Karen for her achievement and we welcome her into the Master Gardener community.

MEMBERSHIP DIRECTORY

The 2011 directory of CMGA members and current Master Gardener Interns is available to all members as a PDF. If you would like a directory, please email diana@ringelheim.com (please note 'CMGA Directory' on the subject line) and a copy will promptly be sent. Or, call 203-372-8498 for information.

Boxwoods Under Siege

By Libby Root, 2011 MG Intern

Four perfectly matched boxwood sat on either side of my front walk like plump cats sitting in the sun. They have fairly purred there for years. Each winter they contract with the cold, turn a little pale and then in the

problem and asked for something to cure a fungus. The specialist said she could sell me a fungicide but it would be better if I brought in a sample so they could be sure it was a fungal problem. I agreed with her, having



summer they are plump and green again.

My husband and I brought them home one summer day from one of our jaunts to Higganum and the lovely herb garden and tea shop at Sundial Herb Garden. This beautiful garden has been delineated with beautifully clipped boxwood for over 30 years. There were four plants for sale that day, just what was left from refurbishing the garden that year.

I felt so lucky to have gotten them, a matched set, and put them in the newly expanded gardens that frame the front walk. They have been the only plants that could live on both sides of those two gardens, which are only 3 feet apart. Each year I would plant a selection of flowers on either side, trying to match the placement of the plants and colors. Each year half of the plants would survive on one side and the other half would not survive on the other side! Bulbs would always be eaten by voles on one side but not the other. The voles have not yet figured out how to walk across the walk but apparently are deterred by the 8 inches of crushed stone that is the bed of the walkway.

So, last summer after the drought when one of the boxwoods looked yellowish on one side I decided to protect them from the winter and covered them all with burlap which I found in the garage. I rested a little easier.

This spring I uncovered them all to find to my horror that the sickly one now had black spots on a section of dying leaves opposite the area that was looking peaked last summer. I took a small cutting inside the house and looked through my Master Gardening material and on the internet and was not reassured.

On the way home from visiting relatives one day we stopped at a garden center and described the

learned the same thing in my Master Gardening classes.

I then called the woman I purchased the plants from and described them to her and asked her what kind they were. She told me they are *Buxus sempervirens* 'Suffruticosa' and then said she had had to replace all her English box since they had gotten the 'blight', which gets into the soil and is incurable. She told me the best thing was to remove the plant and all its dirt, discard them in the trash and hope for the best.

A week or so later the problem had spread so I removed an eighth of the plant and took it back to the garden center and was told it was phytophthora. Horrors, root rot! She suggested a fungicide formulated for lawns in a container which I could easily attach to a hose.

The next day I checked the plant and the signs had spread and more of the plant was dead. I decided to remove the plant and some dirt around it and then apply the fungicide to that area and to the other boxwoods in hopes of preventing the spread. I did notice that the roots of the affected plant were fine, no rot and quite strong. I replaced the dirt with fresh dirt.

So, perhaps it is not 'blight' or phytophthora. Perhaps it is just an opportunistic fungus that took advantage of my drought stressed buxus.

Note: I purchased and applied INFUSE which contains 1.55% Propiconazole. I will continue my research on the fungus and will send a sample for testing if I cannot determine the type. I also learned that boxwoods should be surrounded by burlap but not completely covered because air flow is important for the plant's health.

Media

Websites

By Lorraine Ballato, Advanced Master Gardener

Become an Amateur Phenologist

The study of the relationship between climate and biological phenomena is called phenology. The word translates to "the science of appearances."

As we have been observing the return of migratory birds, the emergence of insects, and the blooming of wildflowers, we're watching examples of phenological events whose timing in spring depends on a variety of factors including weather and day length.

More than an intellectual exercise, phenology is also a useful tool in deciding when to plant specific crops and when to expect insects and diseases to make their appearances. Historically, farmers and gardeners are some of the keenest observers. Rather than relying on a calendar, we turn to nature's clues to decide what to do like applying corn gluten as a crabgrass inhibitor when the forsythia blooms. Why? Because no matter what the calendar says, forsythia flowers open at the same time that soil temperature has warmed up enough for grass seed to germinate.

Weather dramatically affects the life cycles of many of the organisms in our landscapes. Bird migrations are believed to be based in part on day length -- as the days get longer, birds wintering in the south are wired to fly to their northern summer breeding grounds. The growth of insects and plants, on the other hand, is more closely correlated to air temperature, what we call "growing degree days." When early spring temperatures are warmer than normal up north causing earlier emergence of flowers and insects, what's the impact on these migrating birds who depend on them for food when they finally arrive?

The USA National Phenology Network (USA-NPN) wants to establish a nationwide network of citizen scientists trained in simple, uniform procedures to observe, report, and utilize their own data. Once you have registered on the site (<http://www.usanpn.org>) you can

select a state and view a list of plants for which data is being collected. And more.

The use of thousands of citizens across the broad base of the nation will allow the collection of much more data than would be possible from the agency alone. The ability to track long and short term weather trends, what's happening with wildlife and insects, etc. are the things scientists need to help us better understand what's happening and what we need to do to respond to these findings.

I think it's a fabulous opportunity to use our natural powers of observation and inquisitiveness to further the scientific studies of our environment. I can also see myself engaging my grandchildren in this and getting them into the environmental picture as well. Join me!

Nurturing Community Gardens

For those of you who are mentoring or working in community gardens, the American Community Garden Association is an excellent resource. Their work is focused on promoting and supporting all aspects of community food and ornamental gardening in the U.S. and Canada.

Their website is loaded with information on starting and maintaining a community garden program. There is a community garden database you can search to find a program near you, information on events and training workshops, and on-line store with publications related to community, urban and kid's gardening, and an action section with advice on how you can promote community gardening in general and protect the continuation of existing gardens. They also have an annual conference which this year is in Atlanta, Georgia.

For more information on the American Community Garden Association and their annual conference, go to: <http://communitygarden.org/about-acga/>.

Gardening Talk Radio

Available on the Internet

(at your convenience)

It is hard to imagine that radio programs from around the world and across the nation would be practical for Connecticut gardeners, but all pearls of wisdom can eventually be helpful.

BBC Gardener's Question Time:

www.bbc.co.uk/radio4

(On the air for 60+ years and my personal favorite. Almost no practical information [except sometimes extremely practical] but very charming, sophisticated, and funny gardening talk.)

[Australian Radio: www.abc.net.au/gardening/resources/radio.htm](http://www.abc.net.au/gardening/resources/radio.htm)

[Ketzel Levine 'Talking Plants':](http://www.npr.org/programs)

www.npr.org/programs

[Easy Gardening with Mark Viette:](http://www.wor710.com)

www.wor710.com

[Indiana Public Media:](http://www.indianapublicmedia.org/focusonflowers)

www.indianapublicmedia.org/focusonflowers

[Mississippi Public Broadcasting:](http://www.etv.state.msus/radioprograms)

www.etv.state.msus/radioprograms

-Editor

Garden Reading

Liberty Hyde Bailey: A Man for All Gardeners

By Jude Hsaing,
MG Coordinator and Advanced Master Gardener

As Master Gardeners, we walk in the footsteps of a remarkable man, Liberty Hyde Bailey. You may have seen his name on *Hortus Third*, a copy of the rather quaint little book, *How Plants Get Their Names*, or any of the 75 books, 100's of scientific papers, and almost countless other publications from Bailey's long career.

Born in 1858 in South Haven, Michigan to a family known for fine apple orchards, Bailey studied under Asa Gray at Harvard and was hired by Cornell University in 1888. Unlike many colleagues of his era, Bailey was a strong proponent of applied botany: "...getting the science from the field and laboratory and into the garden." He coined the term "cultivar" to distinguish plants developed for horticultural and agricultural use from those occurring naturally.

President Theodore Roosevelt asked Bailey to head a Commission on Country Life leading to the passage of the Smith-Lever Act of 1914, which established the Co-operative Extensions of the land grant universities. Bailey and colleagues developed a home study curriculum for rural women and the Home Nature Study Course, a precursor of similar programs found in scouting and

other youth organizations. The mission of Extension, Bailey wrote, "...is a plain, earnest and continuous effort to meet the needs of the people on their own farms and the localities."

Bailey recognized the need to welcome women into the academic establishment and hired female professors. His daughter Ethel assisted in establishing and maintaining the Hortorium at Cornell, and continued his work after his death in 1954.

As a young man, Bailey mapped out a plan for life: 25 years to study and prepare, 25 years to earn a living, 25 years to put it all to use. Liberty Hyde Bailey was granted an additional 22 years. Throughout his long and productive life, he learned and taught, traveled and collected, always with the goal of linking science to everyday life. Looking back, he wrote, "My life has been a continuous fulfillment of dreams...The earth is good. It is a privilege to live thereon."

Additional information available at <http://rnc.library.cornell.edu/bailey/>

The American Gardener's Calendar

(A book of advice for the year)

By Bernard M'Mahon

First published in 1806, this book contains no outdated pesticide recommendations since it pre-dates chemical pesticides and synthetic fertilizers.

Bernard M'Mahon immigrated to Philadelphia from Ireland in 1796 and immediately understood the differences in climate and growing conditions in the U.S. from England, the only source of gardening books in English at the time. Gardening was important in too many aspects of life to be left to chance (food production, medicine, commerce, and mental and moral health). There was a need for specific instructions to promote success for American growers.

Modern readers can learn and use the same gardening techniques that M'Mahon's friend Thomas Jefferson found so helpful from the book. We can do it the 'green' way, online, for free. All 658 pages are available from www.archive.org in several ebook formats, PDF, and an online reader. A paperback re-print is also available (not free) from www.amazon.com, among others.

Master Gardeners Cook!

The Bartlett Arboretum is celebrating its tenth anniversary as host of the UConn Master Gardener Program and local graduates of the program and supporters of the Arboretum have put together a cookbook that all Master Gardeners can enjoy.

The cookbook will make its debut at the annual spring plant sale on Saturday, May 7th and can be ordered by mail. The cost is \$20 plus \$4.95 s/h per book. Be sure to include your name and address when sending your check.

Send your order to:

Bartlett Arboretum & Gardens
151 Brookdale Rd.
Stamford, Ct. 06903

For more information, call the
Bartlett Arboretum at 203-322-6971.

Practical Advice

Lessons Learned From a Long, Hard Winter

By Will Rowlands, 2011 MG Intern and
Editor of Connecticut Gardener Magazine

Coordinator
Approved
Outreach Article

Now that spring is here — though it's snowing as I look out the window — our thoughts turn to warmer weather. It's only natural. It's how we work. Even so, it's a good time to reflect on an unusually rough winter. What should I do differently next year? Mulch? Get that final watering in before the freeze? Cover sensitive plants? Firm up your plans now so you're not caught off guard when the wheel of seasons makes another turn.

Something else to consider. Should you intervene when your yard gets hits hard by heavy snows? The answer, of course, depends on what you're growing, your energy level and degree of interest.

We have hedges of hemlock, arborvitae and yew that guard the periphery of our yard. The picture wasn't pretty after multiple heavy snowstorms rolled through the area.

In the newspaper business items that never get old, and can be used whenever needed, are sometimes called "evergreen." Looking out the window this winter, I got the feeling our hedges wouldn't be very green this summer unless I got out there and did something. So, I donned my ski pants and parka and trudged out to see what I could do to help.

Our yew hedge near the road (and the plow) took a real beating but our hemlock and arborvitae hedges needed assistance as well.



Yew hedge before cleaning

At our last house, I often had to clear snow from hollies that bent right over to the ground under a heavy load of snow. We'd inherited a fairly large bamboo grove that I also used to clear on occasion. At the time I considered myself something of a bamboo weaver. I would "reweave" and prune the bamboo for air circula-

tion, structure and aesthetics.

Before you begin liberating your evergreens from the grip of a big snow, you should consider the risks and the rewards. The process will probably cause some damage, depending on the plant, your instruments, your technique and the degree of care you exercise. And, if there's ice, you should really just hope for a thaw.

I've experimented with different tools and techniques over the years. A light brushing motion with your hands or a broom is often recommended. Those are good approaches but may not work so well with large amounts of heavy snow or snow that's in hard-to-reach spots.

In years past, I tried using the convex side of a wide plastic snow shovel. I didn't hit the snow but rather used an upward motion with an occasional jiggle.



This year there was so much snow I tried something different, a long section of flexible PVC tubing. (A sturdy length of bamboo would probably work as well). Again, I didn't whack at the snow as if I was beating a rug but rather, using the poles flex, set it to moving back and forth in as gentle a manner as possible. I was surprised how well this technique loosened up heavy blobs of snow.

The pole did minimal damage to the hemlocks and the arborvitae. There was, however, a slightly more noticeable impact on the yew hedge in the form of small bits and pieces here and there. This is consistent with my past experience. No matter what I do, there always seems to be some damage. On the plus side, it's extremely minor in the scope of things and has never resulted in any noticeable harm in the long run. Fortunately, yews tend to be pretty resilient.

Practical Advice cont'd.

The major advantage of the pole is that I can get at hard-to-reach areas, and the snow doesn't usually come down on top of me! (Using a ladder in snow doesn't seem like a great idea.)

I also discovered that I could free many of the low-lying, snow-covered branches by sliding the pole underneath, moving it back-and-forth horizontally and then applying gentle upward pressure. This worked particularly well under the hemlocks where there was no extra snow from plows or shoveling.

Of course, if the lower branches are really snowed in you'll have to remove the overlying snow first or you'll just break them off. This was the case with our arborvitae and yew hedges and, after some waffling, I decided to dig out the lower branches as much as I dared. You'll just have to wait if the lower branches are frozen in place.

In the end, it was worth the effort, all of our hedges made it through with minimal damage. Then again, I'm pretty sure the neighbors think I'm crazy now.

A few points to remember:

- 1) If your plants look OK, leave them alone
- 2) Snow is one thing, ice is another
- 3) Whatever you do, be as gentle as possible to

minimize damage

4) Observe the results of your efforts and stop, or try a different approach, if you're doing more harm than good, and

5) Pace yourself or hire someone, especially if you're older, it can be hard work.

This winter also changed my approach to shoveling snow. In our yard, there isn't much room to put the snow from the driveway. It's OK most of the time but it becomes a problem after a couple of big snows and I sometimes end up heaving it over a yew hedge. Not any more. This year, one of our favorites, a 'Carol Mackie' Daphne took a big hit. As a result, I started using a wheelbarrow to move the snow to other parts of the yard. Either way, it's a lot of work



Yew hedge after cleaning

H m m m . I could remove the section of hedge along the driveway and we could do something different that would enhance the aesthetics and flow of the front yard. Less work AND better looking? Something to consider. After all, isn't that what gardening is really all about ... learning, adapting and being creative?

Tour of Elizabeth Park Rose Garden



CMGA Tour for Members
Wednesday, June 15, 2011
6:30 pm.
 Preview this glorious garden before the crowds at Rose Weekend.
 Led by Marci Martin, Elizabeth Park Rosarian.
 Free Event



Outreach Grants Awarded in 2010

One of the major contributions that the CMGA makes toward gardening in Connecticut is the financial support of Master Gardener and Intern outreach activities. Projects that promote horticultural education and serve community needs are what Master Gardeners are all about and the CMGA is honored to help with these endeavors. The grant application is easy to complete and is available at the website ctmga.org. The application can even be completed online. A full explanation of the requirements for the grant is on page 2 of the application; the procedures are a little different for Interns and Master Gardeners, so be sure to consult the requirements page. The CMGA Grants Committee is active all year.

- ◆ Elaine Hjelte was awarded a grant for the vegetable/teaching garden at the Bartlett Arboretum.
- ◆ Elaine Hjelte was also awarded a grant for activities at SoundWaters, and education non-profit organization in Stamford.
- ◆ Maureen Gillis and Chantal Foster of the Middlesex Focus Group were given grant money to purchase seeds and organic material to start their vegetable garden at the Middlesex Extension Office.
- ◆ Steve Alde was given grant money for classroom supplies at the Channel 3 Kids Camp.
- ◆ Peter Fritsch, a 2010 Intern, was awarded a grant to cover start-up costs for a garden at the American School for the Deaf.
- ◆ Marian Cassidy received a grant for restoration of the conservatory at the Mark Twain House.
- ◆ Jude Hsiang was awarded funds to revitalize the grounds at the New Haven Extension Office.
- ◆ Lynne Warren at the Goodwin State Park was awarded grant funds for a new border garden.
- ◆ Sandra Koorejian received grant funds for a garden at the Shaw Mansion.
- ◆ Sandy Myhalik was given a grant for a garden at the Farmington Nursing Home
- ◆ Deb Flower, Intern from the class of 2010 received funds to create a garden at the Tolland Extension Center.
- ◆ Ellen Bender, working at the Hebron Fair Grounds received grant funds.
- ◆ Leslie Evans at the Nathan Hale Homestead received grant money for a learning garden.
- ◆ Valerie Manecke received a grant for the creation of a rain garden at the Haddam Extension Center.
- ◆ Sue Sweeney at the Bartlett Arboretum received grant funds toward the purchase of a refrigerator which will be used for stratification of seeds and for seed storage.

Winds of Change At The Laurel

Many organizations now offer the option of an environmentally friendly newsletter (electronic vs. paper). *The Laurel* is posted online at:

<http://www.ctmga.org/#/cmga-newsletters/4537283062>

prior to its being mailed each quarter; it is a full color version in PDF format. PDF files can be opened using the free Adobe Reader available at www.adobe.com.

If you would like to receive an electronic copy of *The Laurel* instead of a paper copy, please send an email to Kathy Baechle at kkbaechle@gmail.com. She will process your request for future editions.

Don't worry, we will continue to offer a paper copy of *The Laurel* unless you opt out.

Thank you!

Recertification, The CMGA, and You

The recertification policy announced by the UConn Master Gardener Program last year has caused some confusion among MGs and members of the CMGA. All graduates of a Master Gardener Program are eligible for membership in the CMGA, regardless of their status as Active or Inactive according to UConn's definitions.

As a member of the CMGA you have a unique opportunity for satisfying some of the outreach time required for Active Certification by writing for this publication. Please talk to your coordinator to determine the numbers of hours awarded for writing, and then send your work to diana@ringelheim.com for inclusion in *The Laurel*. Topics can be as diverse as our MG interests; we're all here to learn.

Even if you are not working toward maintaining certification, we'd all love to hear from you. Deadlines and instructions for sending news items and articles are on page 2.

The Laurel Calendar

By Richard Shaffer, Advanced Master Gardener

Date and Time	Event, Location, Contacts
1st Tuesday of every month 10 am	CMGA Board Meeting at various locations. Members always welcome. Info: Diana Ringelheim at 203-372-8498 or diana@ringelheim.com
5/6 & 5/7 10 am—4 pm	May Market at the Hill-Stead Museum. Twenty-fifth annual garden event. Over 50 exhibitors offering rare plants, antiques, etc. Lectures & workshops. Info and fees: 860-677-4787 ext. 131 or www.hillstead.org.
5/8/11 10 am—4 pm	Lilac Sunday at the Arnold Arboretum, Jamaica Plain, MA. Activities and refreshments all day. Info at http://calendar.arboretum.harvard.edu/index .
5/7 & 5/8/2011	Azalea Garden at the New York Botanical Garden, Grand Opening. An eleven acre collection of 3,000 Rhododendrons and Azaleas. Info: 718-817-8747 or www.nybg.org.
5/14/11 10 am	Tree Tour at Elizabeth Park, Hartford, Ct. Sponsored by the Friends of Elizabeth Park. Meet at the main parking lot. Free event. Info: 860-231-9443 or www.elizabethpark.org.
5/16/11 6:30—8:30 pm	"Running Out of Water: The Crisis & Solutions" presented by Susan Leal and Peter Rogers. Arnold Arboretum, Hunnewell Bldg., Jamaica Plain. MA. Fee applies. Info: http://calendar.arboretum.harvard.edu/index .
5/19/11 7:30 pm	"Plant Geeks are Us" by Adam Wheeler. Sponsored by the Connecticut Horticultural Society, meeting at Emanuel Synagogue, West Hartford. Info: www.cthort.org.
6/4/11 9 am—4 pm	Connecticut Herb Association Herb Fest. Pleasant View Farms, 452 South Rd., Rt. 83, Somers, Ct. Workshops, demonstrations, bake sale, crafts. Fee: \$10. Info: www.ctherb.org or www.herbfestct.com. or 860-763-5206.
6/11/11 10 am—4 pm	13th Annual Farmington Kitchens & Gardens Tour. Sponsored by the Friends of the Farmington Library. Tickets are \$25. Info at 860-673-6791.
6/15/11 6:30 pm	CMGA Tour of Elizabeth Park Rose Garden. A reprise of last year's event—a guided tour of the oldest rose garden in the USA by Rosarian Marci Martin. Free event for CMGA members.
6/16/11 7:30 pm	"John Bartram, the King's Gardener" by Kirk R. Brown. Sponsored by the Connecticut Horticultural Society, meeting at Emanuel Synagogue, West Hartford. Info: www.cthort.org.
6/17/11	Rose Weekend, Elizabeth Park, Hartford, Ct. Info: 860-231-9443 or www.elizabethpark.org.
6/18/11 9:30 am—3:30 pm	Perennial Planters Garden Club of Manchester, Ct. Eleventh Biennial Private Garden Tour. Payment due before 6/8/11. Features nine unique gardens. Info: 860-646-2095.
6/18/11 10 am—4 pm	Bloomfield, Ct. Garden Tour to benefit the Wintonbury Land Trust. Five gardens and the 4-H Ed. Center at Auer Farm. Advance tickets are \$25. On the day of the tour tickets are \$30, available at Auer Farm. Register at www.wintonburylandtrust.org or call 860-216-0806.

Calendar notices must be for events open to the public and of interest to Master Gardeners.
If you have items for the Calendar, please contact the editor at www.diana@ringelheim.com. or 203-372-8498
Deadlines for publication are January 1, April 1, July 1, and October 1.

PRESORTED
FIRST CLASS
U.S. POSTAGE
PAID
PERMIT #34
BRIDGEPORT, CT


**Connecticut
Master Gardener
Association**

The Laurel

CMGA
C/O Kathy Baechele
6 Christmas Tree Hill
Canton, CT 06019

2011

Proof of
Membership



Inside this issue:

	Page
Summer Garden Safari.....	1
Shopping with CMGA's Partners.....	3
Garden Master Classes.....	4
Plant Woes (Boxwoods Under Siege).....	5
Media.....	6
Garden Reading.....	7
Lessons Learned From a Long, Hard Winter.....	8-9
Tour of Elizabeth Park Rose Garden.....	9
Outreach Grants from 2010.....	10
<i>The Laurel</i> Calendar.....	11

Connecticut
Master Gardener
Association
Newsletter

The Laurel

Summer, 2011 Volume 24, No. 3

A full color version of this publication is available at the website www.ctmga.org

Opening a Garden for the Garden Conservancy

By Cynthia Newby, Master Gardener

When the invitation came in November from our local representative of the Garden Conservancy, it was tempting. The Open Day was planned for the end of July, so there'd be months to prepare. And the garden visit would benefit a project of the Garden Conservancy, Hollister House, in Washington, CT. We agreed.

We knew the basics: The Garden Conservancy is a national non-profit organization with a mission to preserve exceptional American gardens for public education and enjoyment. Its Open Days program, a series of private garden tours around the country that run from early spring through the fall, is the Garden Conservancy's primary educational outreach and a major part of this mission. According to the GC, gardeners are invited by local Regional Representative to become Garden Hosts and open their gardens for a day. This program began in 1995; now, more than 75,000 visitors are welcomed annually into nearly 350 private gardens across the country.

And we had hosted garden tours before, including repeat visits by members of our area's organization, Mad Gardeners, who are to a person kindly and supportive fellow plant people. But this commitment will turn out to be for a garden tour of another color. This time, people are *paying!* We will need to enlist volunteers to take tickets over the 6-hour open period, and others to be garden helpers who can identify plants and answer questions. There will be recordkeeping work and weather worries!

It all begins with describing the garden using language that will make it appealing. . . the Garden Conservancy instruction booklet says "put modesty aside . . ." but what kind of garden does one actually have? A first draft was shredded over lunch with another Master Gardener who advised, "no, you do not have an informal garden." This wording eventually was sent off to the GC to be included in the *Open Days Directory*, along with directions and photos:

This garden, built to flow with the hillside contours of an old cow pasture and New England battered stone walls, has densely planted shrub/perennial spaces on curved pebble paths. Beyond the Greek Revival

*home's patio, the main garden is sited around a classical temple, a focal point of the rear landscape. The temple is surrounded by raised vegetable beds, climbing roses/clematis, and the cutting garden. Uphill is the apple orchard and apiary. Downhill, a *Nyssa sylvatica* allée with a *Mazus* path ends with a stone sofa. Below, the garden opens out onto a croquet lawn with lilacs, *Taxodium distichum* (baldcypress), *Cercis canadensis* 'Forest Pansy,' and ornamental grasses.*



Ongoing marketing is another responsibility. The GC would provide posters and postcards, as well as publicity in the local papers. A really great plus was an article by the nationally-recognized garden writer *par excellence* Tovah Martin in a key summer magazine here, *Passport*, that published with nice photo and story and seems to have been read by everyone in Litchfield County.

And then, of course, the garden itself. As usual, most things that could go wacky did. A summer of all rain followed by a summer of no rain caused ruination all over the place—the croquet lawn was dying, those

continued on page 9

Elected Officials 2011

President's Message

President: William Overton
billdo103@aol.com

Vice-President: Maureen Gillis
moberngilllis@comcast.net

Treasurer: Roger Gregoire
gregoirerogerg@gmail.com

Secretary: Tracy Burrell
Burrell.tracy@gmail.com

Membership: Kathy Baechle
k.baechle@comcast.net

Board of Directors	Nancy Hinchey
Kathy Baechle	Fran Maynard
Billy Baxter	Ellen Morse
Jay Beausoleil	Diane Ostheimer
Marge Bingham	Diana Ringelheim
John Carlson	Richard Shaffer
Paul Grimmeisen	Charles Tefft

Cooperative Extension Center Coordinators (by County):

Fairfield: **Sandi Wilson**
203-207-3262 Sandra.wilson@uconn.edu

Fairfield (Stamford): **Regina Campfield**
203-322-6971 bartlettarboretum.org

Hartford: **Sarah Bailey**
860-570-9010 Sarah.bailey@uconn.edu

Litchfield: **Pat Eldredge**
860-626-6240 Patricia.eldredge@uconn.edu

Middlesex: **Victoria McCarthy**
860-345-4511 Victoria.mccarthy@uconn.edu

New Haven: **Judith Hsiang**
203-407-3167 Judith.hsiang@uconn.edu

New London: **Susan Munger**
860-885-2823 Susan.munger@uconn.edu

Tolland:
860-870-6934

Windham: **Kim Kelly**
860-774-9600 Kimberly.kelly@uconn.edu

UConn Home & Garden Education Center:
877-486-6271 www.ladybug.uconn.edu

UConn Liaison:
Leslie Alexander: 860-486-6343
Leslie.alexander@uconn.edu

CMGA Website: www.ctmga.org
Maureen Gillis : cmga@comcast.net

The Laurel :
Nancy Hinchey: nancy.hinchey@gmail.com
Diana Ringelheim : diana@ringelheim.com

What sets us apart as master gardeners is not merely the knowledge and experience we have gained during and after the MG program, but our almost relentless desire and ability to volunteer our time, talents—and often money—to improve our communities. Across the State, master gardeners are toiling in the heat to grow organic produce for soup kitchens and food pantries; driving hours to teach children from all walks of life about the joys of witnessing the miracle from seed to flower; and experiencing frustrations such as “mis-scheduled” events, that cause us to turn around, feeling our hours and efforts have been wasted. Yet, hundreds of us continue to battle the elements and, at times, the bureaucracy, to keep on giving. I am so inspired by these efforts! Here are but a few examples:

- ◆ Master Gardener volunteers arrived on a rainy day to the Channel 3 Kids Camp “Teaching Gardens” they’ve established, only to discover the kids had left for a Rock Cats game. How frustrating...irritating, even! Halfway out, they discovered the game has been cancelled and the kids are on their way back. It would have been easy to pack it up anyway, but later, under a dripping canopy, the kids were smiling as lessons were taught.
- ◆ Prior to installing a drip system at the Simsbury Foodshare Garden, MG and MG Intern volunteers had been hand-watering the half-acre plot they established. Remember how dry it was last summer? (Oh, right, it’s déjà-vu!)
- ◆ MGs hand-pollinated lady slippers at Goodwin State Forest this spring. Now that’s dedication! Check out the video on our Facebook page (June 5 posting).

We would love to hear about your own volunteer efforts and share them in *The Laurel* or on our Website and Facebook page. Please email us a few photos and your short write-up (less than 100 words is great!) to web@ctmga.org.

And don’t forget, your Extension Center gets Federal credit—which translates into funding—for all approved Outreach hours, so please don’t forget to report your time to your local coordinator. Their online system is now available, so if you haven’t heard about it, contact your local coordinator.

Sincerely,

Bill Overton

The Laurel is published four times a year for members of the Connecticut Master Gardener Association. Please send news, photographs and calendar items by email to Diana Ringelheim at diana@ringelheim.com or 121 Godfrey Rd., Fairfield, Ct. 06825. Phone (203)372-8498

Deadlines for publication are January 1, April 1, July 1, and October 1

Copyright © 2011 by the Connecticut Master Gardener Association

Notice Board

Changes at *The Laurel*

A new editor will be taking the reins at the CMGA's quarterly newsletter with the Fall Edition. I would like to thank everyone who has made this job of editor so rewarding and enriching over the years. CMGA members are tireless in demonstrating the benefits of gardening in communities around the state. At the same time, they are generous in sharing their experiences in this newsletter and inspiring all of us to ever greater achievements.

Nancy Hinchey, with the help of Lynn Warren, will be the new editor and she will be gathering articles and sharing them in these pages. Updated contact information is on page 2. Best of luck to the new team.

Diana

Help Wanted

CMGA is a great way to stay in contact with fellow Master Gardeners who have a passion for helping others. Supporting CMGA will help us continue to support all graduates of the Master Gardener program, Interns, and the program itself. We need, and would value, your help!

Treasurer for 2012-2013 This is a board position; the Treasurer is a member of the Executive Committee as well a director on the full board. Skills needed are: basic Excel and accounting skills (cash basis); some financial management (bill paying, bank reconciliation; maintaining and balancing financial records); budgeting; financial analysis (analyzing results of events and programs). A complete accounting system on Excel has been set up and training will be provided. The Treasurer prepares the 990EZ for the IRS (assistance is available from the current Treasurer) and the annual State filing. S/he also maintains and improves the Finance and Accounting Policy Manual and provides records for the annual internal audit of the financial reports. Time commitment: approximately 10 hours per month (2 meetings per month and maintaining books and records as per above).

Board Members (3 Year Terms) Skills needed: Strategic and tactical thinking; focus on membership and MG Program needs; leadership; decision-making; relationship building; good communication skills; ability to see all sides of an issue. We will provide orientation and training, including a Board Manual. We are also looking for Board members to fill officer positions now and in the future. Director requirements: abide by the Bylaws; attend all Board meetings, including special meetings, unless excused; avoid any conflict of interest or appearance of a conflict; participate in planning activities and decision making; ensure effective fiscal controls and accountability; ensure CMGA meets all legal and corporate requirements; actively participate in at least one committee. Time commitment: 2 hours per month for meeting (generally, first Tuesday of the month, 10-Noon), plus 2-5 hours per month for Committee and board prep work.

Ongoing Committee Membership We are looking for members for all our Committees, but particularly the Program, Grants, and Symposium Committees; we are looking to build benchstrength and increase participation in these committees. Time commitment: Program- 2- 10 hours per month; Grants-2 hours per month;

Save the Date

CMGA Annual Meeting will be held on November 5, 2011 at the Middlesex County Extension Center. Details of the meeting, including the featured speaker, will be in the Fall edition of *The Laurel*.

The Annual Meeting is the culmination of the political year at the CMGA with the election of officers and members of the board. There are many ways for members to participate in the CMGA and in the statewide Master Gardener effort. Please see 'Help Wanted' to the left for ideas.

Hot Topics

In order to retain certification as a UConn Master Gardener, MGs must attend an annual Hot Topics class. (This requirement does not apply to your membership in the CMGA.) As of *The Laurel's* publication date there were three classes being offered:

August 24 6:30 pm—9:30 pm
New Haven County Extension Office (North Haven)

September 7 10 am—1 pm
Bartlett Arboretum (Stamford)

September 29 10 am—1 pm at
Fairfield County Extension Office (Bethel)

The class is free to certified Master Gardeners but does require registration. Please contact the coordinator for the office at which you want to attend the Hot Topics class to register. Contact information is on page 2 of *The Laurel*.

Apologies to a 2010 Graduate

Janet Connolly's name was inadvertently omitted from the list of 2010 Master Gardener graduates. We wish Janet the heartiest of congratulations.

Symposium- depends on tasks assigned.

25th Anniversary Committee CMGA's 25th Anniversary is next year and we want to celebrate in a special way. A committee will be formed over the next month to get this started. Time commitment will be a few hours per month for now, but likely to increase once the actual celebration is near.

Again, please help if you can! Thank you!
Contact Maureen Gillis at info@ctmga.org

Website Picks

By Lorraine Ballato, Advanced Master Gardener



A great place for one stop shopping is the good old US Department of Agriculture (USDA). It has an on-line, on-demand knowledge database, called "Ask the Expert" which gets you into its vast system. You can enter via any of their databases like the conservation or environment route and access the other databases on subjects as wide ranging as food safety, nutrition, energy, food, etc. Frequently asked questions are stored in an on-line database that pulls data and information from all the USDA's agency resources. To access this "Ask the Expert" database, go to:

http://www.usda.gov/wps/portal/usda/usdahome?navid=ASK_EXPERT2.

BE KIND TO YOUR LANDSCAPE

You might have heard about Earth Kind Roses®, but have you heard about Earth-Kind® Landscaping? Developed by the same organization at Texas A&M University, it's a system developed to help gardeners create attractive landscapes that are kind to Mother Earth. Using research-proven techniques that have been tested under real-world conditions, Earth-Kind® Landscaping provides a guide for planting for maximum beauty and enjoyment, while preserving and protecting the environment through water conservation, reduction of fertilizer and pesticide use, landscaping for energy conservation and reduction of the amount of landscape waste going to landfills.

Incorporating the Earth Kind® rose program, the Earth-Kind® website has sections on selecting other plants that are tolerant of drought, heat and pests and using integrated pest management techniques. You can access a series of podcasts covering topics related to Earth-Kind® landscaping, a video on landscape water conservation and links to related publications.

Despite the fact that the Earth-Kind® system was developed for Texas gardeners, the information at this site is too useful for us to ignore. Who doesn't want plants that thrive in an environmentally responsible landscape no matter in what zip code you get your hands dirty? To find out more about Earth-Kind® Landscaping, go to:

<http://aggie-horticulture.tamu.edu/earthkind/>

AROMA OF SUMMER

When I want to think of summer, even in the coldest, dark month of February, I find some fresh basil in the grocery store and take a deep, long whiff. That aroma is the quintessential evocation of summer and transports me – at least for that brief moment. So when summer actually comes, I grow as much basil as I can to store for winter use, striving for the best soil conditions to produce the most flavorful leaves and productive plants. To date, I have followed the advice for fertile soil for this herb vs. the leaner soil recommendations for other herbs such as rosemary.

Now along comes new research from Southwestern University. This research indicates nitrogen fertilization has a significant effect on the levels of phenolic compounds in both 'Genovese' and 'Dark Opal' basil, the compounds that give this herb its healthful antioxidant properties. In the case of both basil cultivars, the level of phenolic compounds was highest when nutrient availability was lowest. So, although higher rates of fertilization may result in lusher growth, for the highest antioxidant activity and nutritional value, lower nitrogen might be healthier. Now I'm really conflicted: do I go the healthy route or grow a plant for the volume? Right now, I'll settle for more sun and heat!

For more information on this research, go to:

<http://www.southwestern.edu/academics/bwp/vol8/niemeyer-vol8.pdf>

New Bylaws for 2012

The proposed bylaws for 2012 are printed on pages 6 and 7. Please review them carefully—they will be voted on at the annual meeting on November 5, 2011 at the Middlesex County Extension Center.

A summary of the changes appears below.

Article	Significant Changes
I Name	Deleted "The" and added "Inc" to reflect legal name
II Purpose	Minor wording changes
III Membership	Added Lifetime Member; moved UConn staff to Associate; redefined Honorary (e.g., if we want to grant an honor to the US President)
IV Board of Directors	Combined number and duties into "Authority and Composition." Removed UConn rep as "board member." Moved "President" to Article IV. Changed # of Board meetings to "a minimum of 10." Allowed for electronic meetings and voting. Moved compensation from Article VII to this Article. Added new Sections: Conflict of Interests; Quorum; Action by Consent; and Removal
V Officers	Moved President's duties from Article IV. Added filings to treasurer's Duties
VI Executive Board	Changed to Executive Committee and took out "control elements" and other duties that will be incorporated into the Board Manual.
VII Finances	Moved remuneration to Article IV. Added "unbudgeted" to amount requiring approval.
VIII Committees	All committees and their duties have been removed and will be in the Board Manual.
IX Meetings	Eliminated dates for meetings and streamlined process for calling special meetings
X Disciplinary Action	Eliminated Roberts Rule reference
XI Amendments	Allowance for amendments at any member meeting
XII Miscellaneous	Deleted unnecessary 501(c)(3) prohibitions and reference to Roberts Rules. Added section requiring Policies and Procedures to be documented in a Manual
XIII Protection of Officers and Directors	New Article
XIV Dissolution	Added what is required to dissolve (2/3 vote of members at a meeting)

Bylaws Committee: Maureen Gillis, Chair,
Ellen Morse, Fran Maynard, John Carlson, Bill Overton, Diane Ostheimer, Marge Bingham.

Proposed Bylaws 2011

Connecticut Master Gardener Association

Approved by the Board of Directors on May 3, 2011.

Article I: Name

Connecticut Master Gardener Association Inc., hereafter referred to as CMGA or the Association, is a non-profit organization comprised of certified Master Gardeners.

Article II: Purpose

The purpose of CMGA shall be educational as defined by section 501(c)(3) of the Internal Revenue Code:

To support the horticultural activities of Master Gardeners and Interns in providing educational outreach to the residents of Connecticut.

To support the UConn Extension Master Gardener Programs and projects.

To foster communication, education, and esprit de corps among Master Gardeners.

To engage in activities that further the purposes of the Association as defined above.

Article III: Membership

The classes of membership are Active, Lifetime, Associate, and Honorary:

Active: Active membership is limited to individuals who have successfully completed the Master Gardener Program and have been certified as Master Gardeners. Payment of dues is required for a person to be an Active member. Active members are eligible to vote and hold office.

Lifetime: Lifetime members are appointed at the discretion of the Board of Directors. They include CMGA members who have made significant contributions to the Association. Lifetime members are exempted from payment of dues, and are eligible to vote and hold office.

Associate: Associate membership includes Interns who are currently participating in the UConn Extension Master Gardener Program, but are not yet certified Master Gardeners, and Extension or University staff engaged in the Master Gardener Program. Associate members are exempted from payment of dues and may not vote or hold office.

Honorary: Honorary members may be appointed by the Board of Directors. Honorary members are exempted from payment of dues and may not vote or hold office.

Article IV: Board of Directors

Section 1: Authority and Composition

The Board of Directors (the Board) shall manage the business, property, and affairs of the Association. Only Active and Lifetime members may be elected to the Board. The Board shall consist of no less than fifteen and no more than twenty five members. If there is a board vacancy, the Board may appoint interim members for the remainder of the fiscal year. In replacing board members, attention will be paid to having representation from all counties.

Section 2: Election

Members of the Board shall be elected at the annual meeting of CMGA.

Section 3: Meetings and Attendance

The Board shall meet a minimum of 10 times per year. Meetings and voting may be conducted electronically or in person. Any member absent from three consecutive meetings shall be deemed to have resigned and will receive written notice of such action by the Secretary. Exceptions may

be made by approval of the Board. Voluntary resignation requires written notice to the Board.

Section 4: Term Limits

Each Director shall serve a term of three years. A member of the Board may be re-elected without limitation.

Section 5: Compensation

No person shall be compensated for serving as a Board Officer or Director, provided, however, that an Officer or Director may be reimbursed for reasonable and necessary expenses incurred in the performance of her/his duties as an Officer or Director in the furtherance of the business of CMGA.

Section 6: Conflict of Interests

Board members are responsible for adhering to the Conflict of Interests Policy as written and accepted by the Board, for identifying conflicts as they arise and for abstaining from decisions or discussions in which the conflict exists.

Section 7: Quorum

At any regular or special meeting, a simple majority of the entire Board shall constitute a quorum for the transaction of business and any action taken by them shall be binding.

Section 8: Action by Consent

Any action, which could be taken at a meeting of the Board, may also be taken without a meeting by the majority consent thereto of all the members of the Board, evidenced by votes submitted to the President or Secretary. Such evidence may include electronic formats, e.g., fax or email.

Section 9: Removal

Any director may be removed by affirmative vote of two-thirds of the total number of members entitled to vote at a special meeting of the general membership called for that purpose. Any director may be removed by a majority vote of the remaining members of the Board. Such removal must be in accordance with the Removal of Directors and Officers Policy as written and accepted by the Board.

Article V: Officers

Officers of CMGA shall be President, Vice President, Secretary and Treasurer.

Officers shall be elected by ballot at the annual membership meeting for a term of one year. A simple majority of active members present is necessary for election.

All terms of office shall commence on January 1.

No officer shall serve more than two consecutive terms in the same office.

If there is an Officer vacancy, the Board may appoint a replacement for the remainder of the fiscal year.

Section 1: Duties of the Officers

President:

The President shall serve as chairperson of the Board, shall chair all regular and special meetings, and shall appoint standing and ad hoc committees as required. The President shall convene and preside at all meetings of the Association and the Executive Committee and shall perform such other duties as may be prescribed by these by-laws or assigned to him/her by the Association or the Executive Committee, and shall coordinate the work of the officers and committees in order that the purposes of the

Association may be served.

Vice President: The Vice President shall perform the duties of the President in the event of his/her absence and such other duties as shall be assigned by the President.

Secretary: The Secretary shall record the minutes of all meetings of the Association and the Executive Committee and shall perform other duties as may be assigned to him/her.

Treasurer: The Treasurer shall keep a full and accurate account of all financial transactions, and shall make disbursements in accordance with the directions of the Executive Committee and the Board. The Treasurer shall prepare a financial statement for presentation at each Board meeting, shall make a report to the membership at both the annual and semi-annual meetings, shall ensure all tax and financial forms are filed appropriately and on time, and shall perform other duties as may be assigned.

Section 2: Check Writing

The President, Vice President, and Treasurer shall have the authority to sign checks for the Association.

Article VI: Executive Committee

The Executive Committee shall consist of the President, the immediate Past President, the Vice President, the Secretary, and the Treasurer. Each shall have the right to vote.

Section 1: Duties of the Executive Committee

To transact necessary day-to-day business that requires action prior to the next Board meeting, and to generally oversee the affairs of the organization.

To ensure an annual budget is created and presented to the Board for approval.

Section 2: Meetings of the Executive Committee

The Executive Committee shall meet as often as necessary to carry out the Association's business or at the call of the President or any 3 members of the Executive Committee.

Section 3: Quorum of the Executive Committee

A majority of the Executive Committee shall constitute a quorum for the transaction of business. Actions taken by the Executive Committee shall be presented to the full Board.

Article VII: Finances

Section 1: Dues

Dues for the year shall be determined by majority vote of the Board.

Section 2: Fiscal Year

The fiscal year of the Association shall be from January 1 through December 31.

Section 3: Payments

The Board of Directors must approve any unbudgeted expense greater than \$250.

Article VIII: Committees

Committees shall consist of Standing Committees and Ad Hoc Committees. Each committee shall have a minimum of two members. All committees shall report on their activities to the Board. Committees, their duties, and their procedures shall be kept current in a manual approved by the Board.

Article IX: Membership Meetings

Section 1: Regular Meetings

Two membership meetings shall be held each year.

Section 2: Special Meetings

A special meeting may be called by the President or by a petition of not less than 10% of Active and Lifetime members. In the event of a petition, the meeting shall be held within thirty (30) days of the petition. Either meeting shall be held at a time and place to be determined by the Executive Committee.

Section 3: Notice of Meetings

Notice of place, day, and time of any membership meeting shall be given to all members at least two weeks before the meeting.

Section 4: Majority Vote

All action shall be by majority vote of Active and Lifetime members present.

Article X: Disciplinary Action

All members are expected to act in good faith in accordance with CMGA bylaws. Any action tending to injure the good name of CMGA, disturb its well being, or hamper it in its work is considered a serious offense properly subject to disciplinary action, removal from office or the Board, or termination from CMGA. Upon notice of any action, a committee of five shall be appointed by the Board to investigate the charges and report its findings and recommendations to the Board. Any recommended action requires a two-thirds vote of the Board.

Article XI: Amendment of Bylaws

These bylaws may be amended at any meeting of the Association by a majority vote of the Active and Lifetime members present, provided that notice of the proposed amendment(s) has been given to the membership at least 30 days prior to the vote.

Article XII: Miscellaneous

Section 1: Policies and Procedures

The Board shall establish policies and procedures necessary for the appropriate governance of the Association. These will include the following, at a minimum: Finance and Accounting; Conflict of Interests; Whistle Blower; and Removal of Officers and Directors.

Section 2: Discrimination

The Association will not discriminate on the basis of age, color, disability, gender, sexual orientation, national origin, political affiliation, race, religion, or veteran status.

Article XIII: Protection of Officers and Directors

No Director shall be liable to the Association except for his/her own acts, neglects and defaults in bad faith. No Director shall be liable out of his/her personal assets for any obligation or liability incurred by the Association. The Association alone shall be liable for the payment or satisfaction of all obligations and liabilities incurred in carrying on the affairs of CMGA. CMGA shall provide indemnification insurance for its Directors and Officers.

Article XIV: Dissolution of the Association

The Association may be dissolved by a two-thirds vote of Active and Lifetime members at a meeting called for that purpose. In the event of dissolution, assets remaining after all obligations and expenses of CMGA have been satisfied shall be transferred to the UConn Extension Master Gardener Program at the University of Connecticut, a tax-exempt organization. In no event shall any of the assets be distributed to any organization which does not qualify under section 501(c)(3) of the Internal Revenue Code.

Middlesex Focus Group

By John Carlson, Master Gardener

2011 is turning out to be a banner growing year. It started out with our spring garden, which actually started last fall when we planted a winter crop of spinach and garlic. These crops survived winter's weather nicely, probably due to the heavier-than-normal snow accumulation. All that snow protected the crops from "winter burn" and insulated them against very low temperatures. Other crops were planted in the spring: radishes, snow and sugar snap peas, and onions. This produced 17.5 lbs. plus 6 gals. of spinach, 9.5 lbs. plus 3 gals. of peas, and approximately 1/3 shopping bag of radishes. All this was delivered to St. Vincent de Paul in Middletown along with some parsley, oregano, thyme, and tarragon from the herb garden.

Speaking of the herb garden, this garden was originally located elsewhere on the front lawn of UConn's Middlesex County Extension Center in Haddam, but was relocated to outside the demonstration garden because the zillion roots from a nearby maple tree were exhausting the herb garden soil of nutrients rendering herb survival precarious. So we relocated these plants for their survival and they are extremely happy with their new location. The chef at St. Vincent de Paul is happy, too, as she and her clients are the recipients of all these beautiful herbs. Side note: thanks to the continuing generosity of the UConn Extension Staff and two members of our group, the garden has been redesi-

gned so we can grow a representation of herbs that a kitchen garden may contain.

In the summer garden (the same area replanted after harvesting some of the spring crop) we are growing tomatoes, eggplants, peppers, string beans, beets, and Swiss chard, and we continue to harvest peas. The peas will be finished by the time this article goes to press.

So if you are in the area, stop by and visit the garden. Many passers-by do stop now and then to view the progress and ask questions. The gate is not locked so you may visit the plants up close and personal. We ask that you do not pick the produce since it goes to St. Vincent de Paul and Amazing Grace in Middletown. So stop by, the plants love visitors. So do we.

Volunteers (in addition to John):

Chantal Foster; Maureen Gillis; Chaleen Abely; Tage Carlson; Jamie Burgess; Peggy Becker; Ellen Falbowski; Tim Grilley; James Woodworth; Susan Allison; Tom Kalal; Patti Lenda; Tad Bartles; Cheryl Czuba; Leonie Frank; Fernand Martin; Anne Wolak; Sherry Van Liere; Vicki McCarthy; Barbara Glista; Marisa Fede; Marsha Dowling; Karen Rottner
Lois Buckowicz, Sherry Van Liere.



Garden Conservancy cont'd.

continued from page 1

aforementioned *Cercis Canadensis* 'Forest Pansy' trees were dead, and a deer fence was hanging on by a



The Temple in the middle of the vegetable garden

thread . . .

So what really is involved once the disasters are remedied?

The main strategy is to focus on the date and force as much as possible to bloom or rebloom then. Over the 15 years of gardening here in Roxbury, we've noted bloom times and then studied the excellent book *The Well-Tended Perennial Garden: Planting and Pruning Techniques* by Tracy DiSabato-Aust to learn how to extend or repeat them. The hemerocallis have been deadheaded to within an inch of their lives to encourage a long bloom period. geranium 'Rozanne,' nepeta, *Alchemilla mollis*, *Salvia* cultivars, and daisies were cut back as early as possible to encourage reblooming. Other plants we usually cut back to delay blooming were left alone, so that we'd have the sedums and *Eupatorium* (Joe Pye weed), for example, in bloom in July.



Garden design and maintenance are important. We plant extremely densely and apply our own compost followed by bark mulch, so weed control is a natural corollary.

Staging the garden work is also key. Trimming hedges *before* mulching saves doing that chore twice, since those little clippings are not all over the mulch cover . . . keeping up with the dead-leaving of the borders . . . and filling in with hastily purchased plants where perennials are spent seems a must. We don't use many annuals, although that too would be a great idea for filling in ugly bare spots.

A final exercise has been to prepare a list of selected plants, so that interested visitors can have the information they seek.

Finally, one must remember to look up as well as down (the usual summer focus). Tree and shrub work is essential to back of border and the long-view aspects. In our case, it is a big help to know that the *Hydrangea* 'Pink Diamond' will shoot out those wonderful inflorescences at 10 a.m. on July 24!



Alleé of pleached *Nyssa sylvatica* underplanted with lush and walkable *Mazus reptans*



Historic Garden

Leffingwell House Museum, Norwichtown, Ct.

By Greg Farlow

The Leffingwell House which is now a museum, was built in 1675, making it one of the oldest houses in Connecticut. Common to the era, but not present on the house, were "doorstep gardens" containing herbs, spices, and flowers native to the area. In addition, there were many plants brought from Europe and cultivated in the soils of "NEW England".

I researched plants native to the area in 1700 as well as those imported from Europe by early settlers. The 720 foot dooryard garden contains 8 raised bed frames that will showcase the more common plants native to the area in the 1600 and 1700s, plus imported plants in keeping with the era of the Leffingwell House.

The work party that tackled this project included 20 NFA High football players, 3 Master Gardeners including Kim Kelly of the Brooklyn office, 1 intern and 10 local residents. They prepared the land, laid stone dust, measured and cut lumber for the raised bed frames, and surrounded the entire garden with a picket fence exactly 4 feet high in accordance with the local zoning ordinances in effect in 1701.

Some of the plants used in this project, native as well as exotic, include: Queen Anne's Lace, Flax, Chives, Lobelia, Bugbane, Joe Pyeweed, Red Columbine, Jerusalem artichokes, Beebalm, Horseradish, Daylilies, and Mullein.



Summer Garden Safari



The CMGA Semi-Annual Meeting and Summer Garden Safari was held on July 16 in Farmington. The weather, the breakfast, and the gardens made for another outstanding summer event. Pictured on the left is the sunken garden of Dr. Pauline Olsen. The formal lines were enlivened by imaginative plantings, decorative coal(!) and playing fountains. The informal and champion-tree rich garden of Evan Cowles and Brie Quinby didn't lend itself to snapshots (especially black & white) but the picture on the right gives a good indication of the concern and accommodation the gardeners give to their mighty landscape plants.

Additional color photos of this event are available online at www.ctmga.org.

The Laurel Calendar

By Richard Shaffer, Advanced Master Gardener

Date and Time	Event, Location, Contacts
1st Tuesday of every month 10AM	CMGA Board Meeting at various locations. Info: Diana Ringelheim at 203-372-8498 or diana@ringelheim.com
7/16—9/17/11 9 am—12 pm	Wallingford Gardener's Market. Saturday mornings at Railroad Station Green. Info: www.wallingfordgardenersmarket.com or email swcd43emt@sbcglobal.net
8/12—8/14/11	37th Annual NOFA Summer Conference. University of Massachusetts, Amherst, Ma. Info at www.nofasummerconference.org
8/14/11 12:30 pm—5 pm	Bethel Garden Fair at the Fairfield County Extension Center, 67 Stony Hill Rd., Bethel. Area Master Gardeners and 2011 Interns answer questions and keep the public up to date on the latest gardening practices. Booths, lectures, used book sale, wildflower walks. Free. Info at 203-207-3262
8/18—8/21/11	Community Gardening Works presented by the American Community Gardening Association. Columbia University, NYC. Info at www.communitygarden.org/learn/training/annual-conference
8/20 & 8/21/11 10 am—3 pm	Crustose Lichen Workshop Part II held at Ct. Forest & Park Association building, Rt. 66 Middlefield, Ct. Sponsored by the Conn. Botanical Society. Info & registration from Juan Sanchez at 860-455-0425 or email jasdawin2@charter.net
9/10/11 10 am	Invasive Plant Pull Party at the Hill-Stead Museum, 35 Mountain Rd., Farmington, Ct. Help remove invasive plants and learn how to identify them on you own property. Pre-registration and fee apply. Info at 860-677-4787, ext. 142 or www.hilstead.org
9/11/11 10 am—3 pm	Goldenrod Workshop, Inside Lab, & Field Trip. Conn. Botanical Society held at Ct. Forest & Park Assoc. Bldg. Rt. 66, Middlefield, Ct. Contact Arie Tal to register: bot_photo@hughes.net
9/13/11 2 pm—4 pm	Invasive Plant Council Monthly Meeting. Dept. of Agriculture, 165 Capital Ave., Hartford, Ct. Room G8A. Info at www.hort.uconn.edu/cipwg/ipc.html
9/20—9/21/11	Gardening Study School. The course includes Understanding Plant Diseases/Pests, Container Gardening, Vegetables, Lawns, New Plant Development. Info: Dagny Hassinger at daghass@att.net or Katherine Patrick at kmpatrick@snet.net
9/21/11 9 am—12 pm	Workshop: Closing the Perennial Garden. Elizabeth Park Perennial Garden, Hartford, Ct. Sponsored by the Friends of Elizabeth Park. Info at 860-231-9443 or www.elizabethpark.org
9/22/11 7:30 pm	At Home in the 365-Day Garden by Margaret Roach. Conn. Horticultural Society, Emmanuel Synagogue, West Hartford, Ct. Info at www.cthort.org
9/27/11 10 am—1 pm	CMGA Free 'Presenting 101' Class. Middlesex County Extension Center, Haddam, Ct. Contact Tracy Burrell at burrell.tracy@gmail.com to register.
10/1/11	Notable Tree Tour—Southeastern Ct. Sponsored by the Hartford County Extension Council. Info from Debbye Rosen at 860-521-0743 or email debbyerosen@sbcglobal.net
10/11—10/14/11	International Master Gardener Conference at the Charleston Convention Center, Charleston, W. Va. Info at www.imgc.ext.wvu.edu
10/14/11	Perennial Plant Conference at the Lang Performing Arts Center, Scott Arboretum, Swarthmore College, Swarthmore, Pa. Info at Longwood Gardens Continuing Education Office, 610-388-5454 or www.perennialplantconference.org
10/22/11 12 pm	Tri-State Hosta Society, at Frelinghuysen Arboretum, Morristown, NJ. Info at www.tristatehosta.org/meetings/meet-2011.htm
10/27/11 7:30 pm	Changing Connecticut's State Flower, presented by Dick Jaynes. Conn. Horticultural Society, Emmanuel Synagogue, West Hartford, Ct. Info at www.cthort.org
11/2—11/4/11	Historic Landscapes Symposium presented by the American Public Gardens Association at the Vizcaya Museum & Gardens, Miami, Fl. Info at www.publicgardens.org/content/apga-professional-development

Calendar notices must be for events open to the public and of interest to Master Gardeners. If you have items for the Calendar, please contact the editor at www.diana@ringelheim.com. or 203-372-8498 Deadlines for publication are January 1, April 1, July 1, and October 1

PRESORTED
FIRST CLASS
U.S. POSTAGE
PAID
PERMIT #34
BRIDGEPORT, CT

Connecticut
Master Gardener
Association



The Laurel

CMGA
C/O Kathy Baechele
6 Christmas Tree Hill
Canton, CT 06019

2011



Inside this issue:	
	Page
Opening A Garden for the Garden Conservancy.....	1 & 9
Notices	3
Website Picks.....	4
Summary of Changes & Proposed Bylaws.....	5, 6, 7
Middlesex Focus Group.....	8
Historic Garden Restoration	10
Summer Garden Safari Review	10
<i>The Laurel</i> Calendar.....	11

Connecticut
Master Gardener
Association
Newsletter

The Laurel

Fall, 2011 Volume 24, No. 4

Annual Meeting

Saturday, November 5, 2011

Middlesex Extension Office, Haddam, Connecticut

9:30 a.m.—12 noon, DOOR PRIZES TO BE AWARDED!

Guest speaker Rob Durgy: Season Extension and Wintering Over Vegetables

The 2011 annual meeting promises to be an entertaining mix of business and pleasure. Starting with a tasty continental breakfast, the meeting continues with the election of board members and approval of new bylaws. Immediately following, our guest speaker, Rob Durgy, of the Connecticut Agricultural Experiment Station (CAES), will be sharing practical approaches for extending our growing season and wintering over vegetables.



According to Rob the vegetable garden doesn't have to stop producing when the first frost hits. Many vegetables are well suited for growing in the colder months of fall, winter and spring. He will show us how to have a productive garden all year long by using simple tools and techniques. Proper bed preparation, covers and mulches, crop and variety selection will also be discussed.

Many of you may know Rob through his years working for the Connecticut Cooperative Extension System, the last 4 years as the manager of the Plant Diagnostic Lab. Since 2008 he has been the Farm Manager at the Griswold Research Center, which is part of the CT Agricultural Experiment Station. The 14 acre farm is a field station for scientists to conduct experiments on agricultural, horticultural and forestry crops.

AGENDA:

9:30 - Socialize/continental breakfast available

10:00 - Business meeting, including approval of new bylaws and elections of officers/directors (see <http://www.ctmga.org> "Events page" for details and directions)

11:00- **Guest Speaker Rob Durgy: Growing Season Extension and Wintering Over Vegetables**

Registration is not required, but we would like to have a count to make sure we have enough refreshments and chairs! Please let Maureen Gillis (web@ctmga.org) know if you plan to attend.

Directions to Middlesex Extension Center From the North: Take Route 9 South, pass Middletown, to Exit 10. Follow the ramp to the first light and turn right onto Route 154 (South). The office is 5.7 miles south on the left just past the post office. **From the South:** Take Route 9 North to Exit 7, Route 82 extension. Follow the route 82 extension to the 'T' (flashing light) and turn left onto Route 154 North. The office is 2.9 miles on the right. **From the East:** Take Route 82 West across Haddam swing bridge. Take right at the 'T' onto Route 154 North. The office is 2.5 miles on the right. Note: overflow parking in rear.



Officers 2011

President:	William Overton billdo103@aol.com
Vice-President:	Maureen Gillis moberngillis@comcast.net
Treasurer:	Roger Gregoire gregoirerogerg@gmail.com
Secretary:	Tracy Burrell Burrell.tracy@gmail.com
Membership:	Kathy Baechle k.baechle@comcast.net

Board of Directors

Kathy Baechle	Fran Maynard
Billy Baxter	Ellen Morse
Jay Beausoleil	Diane Ostheimer
Marge Bingham	Diana Ringelheim
John Carlson	Richard Shaffer
Paul Grimmeisen	Charles Tefft
Nancy Hinchey	

Cooperative Extension Center Coordinators (by County):

Fairfield: 203-207-3262	Sandi Wilson Sandra.wilson@uconn.edu
Fairfield (Stamford): 203-322-6971	Regina Campfield mastergardener@ bartlettarboretum.org
Hartford: 860-570-9010	Sarah Bailey Sarah.bailey@uconn.edu
Litchfield: 860-626-6240	Pat Eldredge Patricia.eldredge@uconn.edu
Middlesex: 860-345-4511	Victoria McCarthy Victoria.mccarthy@uconn.edu
New Haven: 203-407-3167	Judith Hsiang Judith.hsiang@uconn.edu
New London: 860-885-2823	Susan Munger Susan.munger@uconn.edu
Tolland: 860-870-6934	Deb Prior Deborah.prior@uconn.edu
Windham: 860-774-9600	Deborah Lee
UConn Home& Garden Education Center: 877-486-6271	www.ladybug.uconn.edu

UConn Liaison:
Leslie Alexander: 860-486-6343
Leslie.alexander@uconn.edu

CMGA Website: www.ctmga.org
Maureen Gillis : cmga@comcast.net

FACEBOOK:
Connecticut Master Gardener Association
Laurel Editors: Nancy Hinchey, Lynne Warren

President's Message

During the past two years as your president, I have had the privilege of meeting and working with some wonderful individuals, all of whom have made CMGA a stronger organization. Working together, we have accomplished much. As I look back, some of the accomplishments in 2011 that merit special mention are:

- ◆ Our annual Symposium attracted over 300 attendees.
- ◆ We awarded the first lifetime membership (to John Neff) in recognition of outstanding contribution to CMGA.
- ◆ We streamlined and standardized the bylaws and developed a board manual.
- ◆ Free "Presenting 101" classes were conducted in four extension offices.
- ◆ A private Elizabeth Park Rose Garden Tour, conducted by rosarian Marci Martin, was held in June.
- ◆ Three new retailers were added to the growing CMGA Partner Discounts roster.
- ◆ CMGA Board meetings are held across the state to encourage local MG attendance.
- ◆ Several free Connecticut College Arboretum Tours were offered.
- ◆ We created a CMGA Facebook Page with articles, photos, upcoming events and discussions of interest to Master Gardeners.
- ◆ Regular emails are now sent to our membership regarding upcoming events or activities.
- ◆ A free ice cream social for 2010/2011 MG Interns was hosted at the UConn Farm Tour.
- ◆ We held our first MG Coordinator/CMGA Board Potluck.
- ◆ Our expanded website includes MG events at Ext Offices; online registration/payment for all events/membership; downloadable membership card; CMGA financial information; a Garden Manual and more.
- ◆ Goodwin State Forest in Hampton, CT hosted a Victorian Nature Walk for CMGA members.

Through the efforts of our board and members, our association has experienced positive changes over the past two years and I hope we've become more responsive to our members' needs. Your continued support will validate our efforts. To me, such support takes the form of involvement as well as dues. Please continue to let your 2012 Officers and other board members hear from you.

Master Gardeners are a unique group of trained Community Volunteers. Let's continue to make a difference. Thank you for the opportunity to serve you. I've enjoyed it.

Bill Overton

The Laurel is published four times a year for members of the Connecticut Master Gardener Association. Please send news, photographs and calendar items by email to

cmganews@gmail.com

Deadlines for publication are January 1, April 1, July 1, and October 1

Copyright © 2011 by the Connecticut Master Gardener Association

Scalzi Riverwalk Nature Preserve Stewardship

submitted by Regina Campfield, MG Program Coordinator, Bartlett Arboretum, Stamford, CT

The Scalzi Riverwalk Nature Preserve (SRNP), in Stamford CT, is first and foremost about the wildlife and the urban residents who enjoy it. This summer, mink, great white egrets, green heron, nesting Baltimore Orioles, painted turtles and Osprey visited the park. An Osprey platform is being planned to encourage nesting.

In 2009, the stewardship initially estimated 5 years for invasive removal along the west bank of the river and another 5 years for the east bank but we seem to be ahead of schedule on the west bank. Bi-weekly cutting of Japanese Knotweed has been greatly reduced as well as Porcelainberry. However, the challenge on the east bank is more daunting.

These days, the river walk looks neat and clean. Vegetation is neatly trimmed back from the half-mile long walkway and the area is nearly trash free. This is a sign of community support for the Preserve and the Stewardship is looking for volunteers to create similar results along the east bank.



We began the 2011 season with about 600 new seedlings of swamp rose, buttonbush, meadow rue, wild yam, swamp milkweed, helianthus, eastern figwort and joe-pye weed. Over 200 of these local genotype natives were planted at SRNP to fill in the bare areas left by the invasive removal. A test garden was started at a New Canaan nursery school to see how well swamp roses and buttonbush would do under ordinary garden conditions (so far, great!) Plants were given to the Brooklyn Botanic Gardens to expand their native collection and excess plants were sold to the master gardener community to benefit the Bartlett.

The Stewardship has very little funding and all energy is being devoted to actual project work. Volunteers supply their own tools and materials. New core volunteers are welcome but a substantial time commitment is required to give back for the training.

More information about the Preserve as well as photos of the flora and fauna can be found on the SRNP Facebook page scalzirverwalk.com. You can support the work of the Stewardship by "liking" our Facebook page or by volunteering for the east bank trash patrol.

Master Gardeners who made substantial contributions in 2011 are: Sue Sweeney (Volunteer Head Steward), Marlene Lyons, Jane Dooley, Linda Coven, Jean Masters, Cynthia Bober, Beth Miller and interns Lisa Shurfo and Cee Moreyn. We are also grateful for the support of the Bartlett horticultural experts Eric Morgan and Jonathan Borysiewicz, MG coordinator Regina Campfield and the City of Stamford's Land Use Bureau and Parks Department. **Also, thank you to the CMGA for the \$150 grant which will allow us to purchase seeds and plants for 2012.**



CMGA Sponsored Victorian Walk at the James L. Goodwin Forest

CMGA members and friends enjoyed a stroll back to Victorian times through the trails of Goodwin State Forest with educational director, Juan Sanchez. Dunning the attire of a scholarly gentleman, including nubby tweed suit, shirt, tie and gold pocket watch, Juan read from field guides and notes from nature essayists such as John Burroughs, Henry David Thoreau and Mrs. William Starr Dana. Through the works of these great authors we were able to get a glimpse of how our Victorian forbears viewed nature and their world. Walks in nature were not only an escape from increasingly industrial lives; it was an opportunity for Victorian era men and women to socialize in an approved situation in morally strict times. "This seemingly genteel activity was all about men and women getting together to talk about



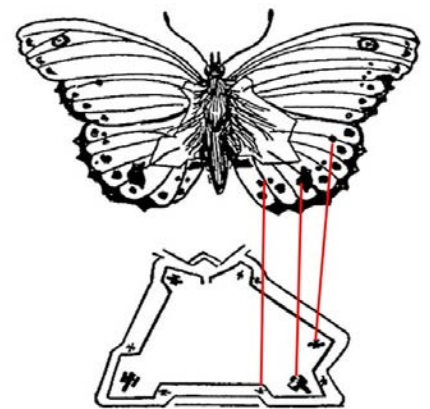
plants, birds and insects, which is essentially talking about sex!" Juan explained.

Highlights of the walk included discussions on the beauty and uses of milkweed, the girdling nature of oriental bittersweet, inspecting autumn blooming witch hazel and enjoying the smell of sassafras and yellow birch trees. Juan read essays along the walk, further encouraging the hikers to stop and listen. "I can't remember the last time someone read to me, let alone on a trail." said CMGA

member Christine Holley of Middletown. The walk ended with a picnic in a sunny meadow and a new found respect for the passion and research that came from this era, data from which is still in use today. For more information on the texts used on this walk please go to our website: www.ctmga.org **Following are some facts and photos from our walk.**

In the early 1880's, Sir Robert Baden-Powell posed as a butterfly collector to amass tactical information about enemies. Using his sketchbook and a butterfly net, he approached enemy territory and was able to make detailed drawings of their military installations.

The butterfly's head is always facing north and the different dots on the butterfly wings indicate the types of guns the enemies had. The outline of the fort can be seen in the center of the butterfly.



The James L. Goodwin Forest and Conservation Education Center offer many education opportunities throughout the year. We try to post many of the events on the CMGA Facebook page. There are 14 miles of trails and native wildlife gardens. Arrangements can be made for individual educational experiences by contacting: sbroderick@ctwoodlands.org or calling (860)455-9534

Spotted on the Victorian Walk



Antlions At the start of our walk we studied antlions, which Darwin wrote extensively about. Antlions will remain in larval stage for up to three years. They dig holes about two inches wide and three inches deep in sandy areas that will be used to ensnare prey. Here's a link to a video of the antlion in action!

<http://www.youtube.com/watch?v=CWkfAyfBDHE>

Sundew, *Drosera*, is one of the native carnivorous plants found in Connecticut. This was located on the bank of the pond in the James L. Goodwin Forest. Dew like drops attract and ensnare flies which the plant will then eat. Darwin wrote over 280 pages about the sundew in his book *Insectivorous Plants*.



A **Jack-in-the-pulpit** that is flowering out of season as well as going to seed. Strange weather this year may be to blame.

Fact: Jack-in-the-pulpit produces crystals of calcium oxalate, which is toxic to herbivores. Researchers in Wisconsin have found that this plant has increased in abundance in forest understories over the past several decades, possibly because these crystals help it to deter white-tailed deer. Did Darwin study these?

MEDIA REVIEW

Landscape Problem Solver: The University of Maryland has released a Home Garden Information Center to help gardeners diagnose problems when stumped by garden issues.

<http://plantdiagnostics.umd.edu/index.cfm>

This menu driven site has photographic keys for diagnosing and solving plant problems using integrated pest management principles. Using the menus, you choose the affected plant part which brings up a photographic selection of symptoms. By clicking on the symptom that seems to fit the problem, a page of information comes up with causes and environmentally responsible ways to treat it. There is also information on how to look at a plant to best assess its symptoms, beneficial insects and emerging pest threats. Although the information focuses on the Mid-Atlantic Region, much of it is pertinent to Connecticut.

Calling all Rosarians: The American Rose Society (ARS) is nothing but steadfast in its continual evaluation of newly-released roses. It takes three years to evaluate each of the roses included in their annually published *Handbook for Selecting Roses*.

ARS realized the possibility of a rose's change in rating over time and began reassessments. The results of their first Quinquennial (5 year) survey summarizes the evaluations of approximately 500 rose growers of all roses introduced before the year 2000.

It's amazing that despite all the new roses coming into the market each year that the top rated roses are heirlooms. Top positions are held by White Rosa Rugosa (1784), Lady Banks' Rose (1807) and Reve d'Or (1869), all of which had scores of 9.2 out of a possible 10.

The handbook is available for \$5. Besides the listing of roses and their ratings, there is additional information on roses.



Do you want to identify trees while you're outside? This interactive app for the iPhone and iPad is a *free* must have, as it employs face recognition software to help the user identify tree species. It also relays information to scientists who are mapping and monitoring flora nationwide. The website is a useful tool for those who don't use a smartphone. The site, sponsored by the Smithsonian Institution, Columbia University and the University of Maryland has high resolution pictures of tree parts and habitat information that will aid you in identifying trees. They began their research in New England (lucky for us) and are planning on expanding to include the entire country. They are also working on creating an app that will be compatible with the Android operating system!

contributions from Lorraine Ballato and Lynne Warren

Calendar of Events

contributions by advanced master gardeners Richard Schaffer and Lynne Warren



November 15

Invasive Shrub Control Workshop

White Memorial, Litchfield CT
Info: Thomas Worthley 860-345-5232
Thomas.worthley@uconn.edu

Nov. 19 9 am to noon

Closing the Rose Garden

Elizabeth Park, Hartford, CT
Info: 860-231-9443
www.elizabethpark.org

Feb. 23 4:00 pm

"The Future of Plants"

Dodd Center, University of Connecticut
<http://doddcenter.uconn.edu/events/teale/teale.htm>

Upcoming Garden Master Classes:

Nov 19 Phenology

West Hartford

Dec 6 Holiday Arrangements

Brooklyn

Dec 14 Winter Tree I.D.

West Hartford

For more information on classes
and to register, go to:

[http://www.ladybug.uconn.edu/
documents/AMGCatalogFall11rev.pdf](http://www.ladybug.uconn.edu/documents/AMGCatalogFall11rev.pdf)

Organizations with lecture series/classes:

Connecticut Forest and Parks Association
Ongoing lectures, hikes and classes
<http://ctwoodlands.org/events>

Connecticut Hardy Plant Society
Lectures held from September through April
<http://cthardyplantsociety.org/calendar.html>

Connecticut Horticultural Society
Lectures held the third Thursday of the month
Emanuel Synagogue, West Hartford
http://www.cthort.org/program_meetings

Connecticut Invasive Plants Working Group (CIPWIG)
Meetings, symposia, events
<http://www.hort.uconn.edu/cipwg/>

New England Wildflower Society
Ongoing series of classes, lectures
<http://www.newfs.org/learn/adult/all-classes/>

New York Botanical Gardens
Ongoing series of classes, lectures
<http://www.nybg.org/adulted/>

Calendar items must be for events open to the public
and of interest to Master Gardeners. Please submit to:
cmganews@gmail.com

Facebook and the CMGA

Many people are reluctant to join Facebook for fear it will intrude upon their lives and create issues with privacy. Hesitant at first, we have found Facebook to be a great site to learn about events, share pictures and stories, and stay connected. The CMGA Facebook site posts many events that occur between publication dates of the Laurel. Every day our members share information about outreach projects, links to interesting sites and events, along with photos of projects. Of course you can always find current information at our webpage www.ctmga.org but Facebook allows you to interact with your fellow Master Gardeners. Check it out. We would love to hear from you. -The editors

Ryan Park Garden, South Norwalk

Master Gardener, 2011 Jackie Barchilon recounts the challenges of working in an urban garden for her outreach project this summer.

Of the many challenges facing this project, deer, woodchucks and other small creatures were not part of the many problems faced by master gardeners.



Ryan Park Garden has no water on site. The town is currently working to install pipes but the master gardeners learned firsthand what it means to haul water .

They also learned what will and won't survive without proper irrigation.

What type of border edging works in an urban setting? What reactions do the gardeners get from the residents?

Check out the article online at:

<http://www.ctmga.org/#/mg-projects-2011/4553281372>



Jackie Barchilon removing Pokeweed from Ryan Park.

Ganga Duleep, President of the Friends of Ryan Park and master gardener, works with interns from the Bartlett Arboretum MG program.

You can read the article about her ideas for the project at:

<http://www.thedailywestport.com/neighbors/norwalk-woman-replaces-drug-dealers-flowers>



Saving Vegetable Seeds

By: Dave Schroeder , Master Gardener 2011

As a fairly new gardener, I am content with this year's bounty. It hasn't been the best year, but my experience instilled a little confidence in me for what I hope to be a fruitful life of planting, raising, and enjoying good fruits and vegetables. While harvesting, I have been taking

some time to honor the seeds from which the plants have grown. There is so much history, awe, and potential within these seeds that I have decided to make seed saving as much a part of my gardening practices as the planting.

A fundamental part of seed saving is acquiring seeds from open-pollinated, heirloom varieties. The term "heirloom" suggests that this is an original seed and has never crossed with another variety (hybrid) or has not had any genetic modification. Open-pollination occurs by natural means (i.e. bees and wind) and the resulting seed can be used with certainty as to the variety that will be produced. Hybrid seeds are the result of cross-pollination between two compatible species, occurring naturally or through human intervention. This can be of great benefit (i.e. disease resistance, high yield, etc.) but you cannot save and use hybrid seeds with any amount of certainty as to what the yield will be. Although some hybrids have stabilized over time, crosses will tend to revert back to the characteristics of either parent variety.

To store seeds we want to create the opposite conditions that a seed wants for germination. We want no light, low humidity, and a cool steady temperature (50 F). Shelf life can vary but some seeds can be stored for 4+ years and remain viable, although growth rate will suffer. Beans, peas, peppers, lettuce and tomatoes seem to be the easiest to store so we will begin there.

Beans and peas are to be left on the plant till fully mature, the pods will become dry, start to turn brown, and the seeds will rattle inside the pod signifying they're ready to be harvested. Keep peppers on the plant several weeks past peak ripeness so the seed has time to mature. The pepper itself will begin to wrinkle. At this point, the seeds can be extracted and left out to finish drying. Lettuce seed pods are similar in that they will turn brown, dry and brittle when ready. Lettuce that bolts in the spring will form seed that can be used for a fall planting. I have had plants that were tucked away in the back of the garden, fully mature and drop seed only to reveal a small seedling several weeks later. This is great because it saves some effort, though the organization of rows is absent. Tomato seeds require an extra step of fermenting in water for several days to remove the gelatinous goo that surrounds the seed. Scoop seeds out and place into a glass of water then shake it up twice a day. After several days the seeds will sink to the bottom of the glass. They can then be strained and rinsed. Place the seeds in a warm spot for a few days and flip them to ensure they're evenly dried. Once dried, our seeds are ready to be sealed and stored away for the following seasons. The seed packets can be labeled and dated to help keep us organized. It can be of some help to add a packet of silica gel or another moisture wicking (desiccant) ingredient in seed container to minimize amounts of moisture in the air.

In all, seed saving is very practical and offers an opportunity to partake in a ritual as old as any civilization. Not only does seed saving allow us to save some money, but it gives us a revitalized sense of food security and self reliance. Keep practicing and build a seed bank of your own!

Resources for Heirloom seeds:

<http://www.victoryseeds.com/aboutus.html>

<http://rareseeds.com/>

<http://www.bountifulgardens.org/>

<http://www.fedcoseeds.com/>

<http://seedsavers.org/>

Learn More:

http://www.seedsave.org/issi/issi_904.html

Do you have a favorite resource for seed saving or heirloom seeds? Please share with us: cmganews@gmail.com

2012 CMGA Symposium

Exploring Diversity in Garden Designs

Save the date: **March 24, 2012**

Place: Manchester Community College, Manchester CT

Sponsored by : CMGA in association with the University of Connecticut Extension Offices



Keynote speaker, **Ken Druse**, author, photographer and host of *Real Dirt*, a public radio and podcast of interviews with outstanding horticulturalists.

Find him at:

<http://kendruse.com>

<http://kendruserealdirt.com>

Topic: Natural Companions, The Gardens Lovers Guide to Planting Combinations

Closing speaker: **Scott LaFleur**, Director of Horticulture and Botanic Garden New England Wildflower Association

You can find many of his informative videos at:

<http://www.5min.com/Tag/scott%20lafleur?CategoryID=0>



Topic: Listening to the Landscape: Using Nature's Clues to Design a Garden that Works

More information will be coming up in the next issue of the Laurel.

If you'd like to have a booth at the symposium, please contact:

Debbye Rosen (vendors)

debbyerosen@sbcglobal.net

Jay Beausoleil (societies)

jbeau1@directv.net

Dues and tickets raise funds that help the CMGA support master gardener projects, special events and extension offices throughout the state. The symposium is open to all master gardeners and the general public. Please extend invitations to your friends.

Connecticut
Master Gardener
 Association



2012 Membership Form

for the calendar year Jan. 1, 2012 to Dec. 31, 2012

Name		
Street		
City	State	Zip
Email		Phone
Office Where Certified:	Year	

**Membership is open to all Master Gardeners
 \$20 Annual dues are payable by December 31, 2011.**

<p>Please send your check, payable to the CMGA, and a copy of this page to: Kathy Baechle 6 Christmas Tree Hill Canton, Ct. 06019</p>	<p>Credit Card Payment via Pay Pal is available on our website: www.ctmga.org</p>
--	--

The CMGA is run exclusively by volunteers and is always happy to welcome participation by its many members. Please circle all activities that reflect your areas of interest:

- | | |
|---|--|
| <ul style="list-style-type: none"> ◆ Public Speakers List (topic) ◆ Symposium Committees (diverse jobs) ◆ 25th Anniversary Committee ◆ CMGA Board | <ul style="list-style-type: none"> ◆ Membership Committee ◆ Program and Events Committee ◆ Grants Committee ◆ Publicity/Public Relations |
|---|--|

Dues provide a subscription to the newsletter, *The Laurel*; discounted admission to the annual symposium, discounts at area garden-related businesses, support of the Master Gardener Program at the University of Connecticut Extension Service and grants and support for Master Gardener activities throughout the state.

The CMGA would like to take advantage of the latest technology in communications. If you would like to opt out of receiving a paper version of the Laurel, a full color version is available on line at www.ctmga.org, please check here

THE LAUREL 2011

25 Years!

Help plan our 25th anniversary
celebration! Contact:
Tracy Burrell
burrell.tracy@gmail.com

Coming up in the next Laurel:

Meet the new coordinators
2012 Symposium guide
Master Gardener Graduates 2011

We're looking for input/articles on: Seed starting—what are your secrets? How do you beat Cabin Fever? How do you keep your houseplants happy? What's on your current reading list? Do you do outreach in the winter?

Send us your ideas:/stories cmganews@gmail.com deadline: January 1, 2012