

# The Laurel

February, 2006

Volume 19, No. 1



## CMGA Annual Symposium XIII

### *It All Begins in the Nursery*

Saturday March 18, 2006, 9AM—4:00PM (Registration 8:30AM)

Manchester Community College, Manchester, CT

Cost: CMGA Members and MG Interns \$50, Non-Members \$60

The 2006 CMGA Symposium takes us back to the basics, featuring plant growers and hybridizers who will share their passion for plants and their secrets on how to propagate, grow and care for them.

### Keynote address: William Cullina

In his keynote address, *Fifty Great Natives for the Northeast*, **Bill Cullina** will present a native plant buffet, covering some of his favorite native wildflowers, ferns, trees, shrubs and vines. These are all plants that will thrive in our area and add low-maintenance, eco-friendly beauty to our gardens. Bill Cullina is truly a wildflower whiz, having worked in plant propagation and nursery production for 18 years. In 1995, he became nursery manager and propagator at the New England Wild Flower Society's Garden in the Woods and Nasami Farm, where he is currently the Director of the New England Wild Flower Society Nurseries – now the largest of its kind in our area. He has written extensively on the care and propagation of wildflowers, trees, shrubs, and vines that are native to North America. His first book *The New England Wildflower Society Guide to Growing and Propagating Wildflowers of the United States and Canada* is reviewed on page 14.



### Closing speaker: Robert Herman

**Robert Herman** is our closing speaker, with his lecture entitled *Garden Design and Plant Selection by Habitat*. Gardening success with perennials is determined by selecting the right plant for the right place – according to its native habitat. Start by identifying the garden's growing conditions and pick plants that will thrive in these conditions. Designing and planting by habitat, selecting robust, low maintenance plants, and grouping

these according to their ideal growing situation, form an ecological approach to combining perennials. Mr. Herman will provide examples of the various habitats and illustrate perennial plant combinations suited to each one.

Mr. Herman has lectured in horticulture and landscape design in Europe and in the US. He has served in the horticulture and educational departments at the Missouri Botanical Garden, and as Director of Horticulture at White Flower Farms in Connecticut. In 1999, Mr. Herman started his own international consulting business, Uncommon Plants, specializing in perennials for gardens and green roofs.



### Inside this issue:

CMGA Business .....	2
CMGA News .....	3
2005 AMG and MG Graduates.....	4
CMGA News and Notes.....	6
Symposium Session Speakers .....	8
Symposium Photo Competition .....	10
Directions to MCC.....	10
Extension Center Reports .....	11
MGs Reach Out .....	12
Book Review .....	14
The Laurel Calendar.....	15



- President:** **Paul Grimmeisen**  
24 White Oak Road  
Farmington, CT 06032  
860-677-8645  
paul24won@aol.com
- Vice-President:** **Carol Quish**  
89 Cedar Ridge Terrace  
Glastonbury, CT 06033  
Quishfam@cox.net
- Treasurer:** **Billy Baxter**  
293 South Orchard Street  
Wallingford, CT 06492  
Bilbax@snet.net
- Secretary:** **Diana Ringelheim**  
121 Godfrey Road  
Fairfield, CT 06825  
Diana@Ringelheim.com
- Membership:** **John Neff**  
18 Knollwood Road  
Farmington, CT 06032  
jrneff@comcast.net

**Cooperative Extension Center**

**Coordinators (by County):**

- |                                              |                                                                 |
|----------------------------------------------|-----------------------------------------------------------------|
| <b>Fairfield:</b><br>203-207-3262            | <b>Sandi Wilson</b><br>sandra.wilson@uconn.edu                  |
| <b>Fairfield (Stamford):</b><br>203-322-6971 | <b>Regina Campfield</b><br>mastergardener@bartlettarboretum.org |
| <b>Hartford:</b><br>860-570-9010             | <b>Sarah Bailey</b><br>sarah.bailey@uconn.edu                   |
| <b>Litchfield:</b><br>860-625-6240           | <b>Pat Eldredge</b><br>patricia.eldredge@uconn.edu              |
| <b>Middlesex:</b><br>860-345-4511            | <b>John Castagno</b><br>john.castagno@uconn.edu                 |
| <b>New Haven:</b><br>203-407-3161            | <b>Mira Schachne</b><br>mira.schachne@uconn.edu                 |
| <b>New London:</b><br>860-887-1608           |                                                                 |
| <b>Tolland:</b><br>860-870-6934              | <b>Mary Collins</b><br>mary.collins@uconn.edu                   |
| <b>Windham:</b><br>860-776-9600              | <b>Kim Kelly</b><br>kimberly.kelly@uconn.edu                    |

**UConn Home & Garden**

**Education Center:**

877-486-6271 [www.cann.uconn.edu/garden](http://www.cann.uconn.edu/garden)

**UConn Liaison:**

**Cyndi Wyskiewicz**

860-486-6343 education office  
Cynthia.wyskiewicz@uconn.edu

**CMGA website:** [www.ctmga.org](http://www.ctmga.org)

**The Laurel Editor**

Hilary Forsyth [rayhbf@optonline.net](mailto:rayhbf@optonline.net)

Dear Master Gardeners,

The year 2006 is shaping up to be an exciting one for CMGA and it is one you will not want to miss.

Marge Bingham has completed the entire speakers' list for our annual symposium, "It all Begins in the Nursery." We are very pleased to have William Cullina of the New England Wildflower Society as our keynote speaker for the event, and Robert Herman will present the finale. A marvelous selection of speakers representing 10 nurseries will entertain and educate us in their session talks during the day. Registration flyers have already been sent out to members, and you can read more about the day's events in this newsletter. Enroll soon! Space at the symposium is limited, and the event has been totally sold out in previous years.

Sandy Myhalik is busy working on our semi-annual meeting in Brooklyn, which will involve touring a number of well-known private gardens. We again will be using buses to visit these gardens. You may recall we had to turn away 100 people last year, but are making plans to see this does not happen again.

We are also planning a few hands-on workshops for our members this year and will keep you informed as to when they will occur.

We hope to add three more Focus Groups throughout the state to provide local outreach projects and programs. We will continue to support individual MG projects throughout the state as well.

See you all on March 18<sup>th</sup>, 2006 in Manchester, CT for our Spring Symposium.

**Paul Grimmeisen**  
**President, CMGA**

**In memoriam**

It was with great sadness that we heard of the passing of two Master Gardener members in recent months.

MG Larry Bodner passed away in November 2005. Larry graduated in 1987. He regularly attended the CMGA Board meetings, and was a keen participant in all Master Gardener and Connecticut Horticultural Society events.

MG Judy Teagarden passed away early in December 2005. Judy was an enthusiastic and valuable member of the 2002 Stamford Master Gardener class, driving down from Ridgefield each week to attend the classes. Her outreach commitments for the class were completed at the Plant Clinic at the Bartlett Arboretum. In addition Judy became very involved with the cactus collection in the Bartlett's greenhouse, and was a tireless helper and knowledgeable salesperson at the plant sales. Judy also worked with Gail Robinsol in the greenhouse at New Canaan Nature Center. Judy was just one of those people - an ever-cheerful presence, ready to help out wherever she could, endlessly generous with her time. She will be greatly missed.

**The Laurel** is published four times a year for members of the Connecticut Master Gardener Association. Please send news, photographs and calendar items by email to Hilary Forsyth at [rayhbf@optonline.net](mailto:rayhbf@optonline.net), or by mail to 94 Birchwood Road, Stamford CT 06907

**Deadline for next issue: April 1st, 2006**



## CMGA Elects Officers for 2006

By Barbara Duffy

Eighty CMGA members gathered in New Haven on November 12<sup>th</sup> 2005 for the annual membership meeting and volunteer appreciation breakfast. We are pleased that over 700 members have already renewed their membership for 2006, which will entitle them to a lower registration fee for the March symposium. Elections of CMGA officers for 2006 were also conducted; some officers will serve a second term, while others are new to positions.

- ◆ President – Paul Grimmeisen will serve a second term
- ◆ Vice President – Carol Quish is a new officer
- ◆ Secretary – Diana Ringelheim is a new officer
- ◆ Treasurer – Bill Baxter will serve a second term

Additionally, CMGA has created a new committee for event planning and implementation that will be chaired by Sandy Myhalik (formerly CMGA Secretary). This is a critical role that will allow us to be better organized for future CMGA events. The officers and board members are dedicated to CMGA and contribute an enormous amount of time, energy, and experience to the organization. They regularly drive to events all over the state and do whatever needs to be done on any given day. They also don't mind picking up a shovel and getting their hands dirty and you will hear repeatedly about their involvement with various community projects.

Officers are limited to two-year terms in any one position and that encourages the involvement of new people in leadership positions. Fresh ideas and faces are welcome and help us to improve the effectiveness of our organization. We have two new officers and a new chairman and we thought our readers would want to know a bit about them.

Carol Quish, our new Vice President is from Glastonbury, and certified from the West Hartford Extension Center in 1999. She achieved Advanced MG



*CMGA Officers for 2006: (L-R) Carol Quish (Vice President), Diana Ringelheim (Secretary), Paul Grimmeisen (President), Bill Baxter (Treasurer)*

status in 2003 and the Bronze level in 2005. She is a Program Aide at UConn's Home and Garden Center and is active in the Glastonbury Garden Club. Carol has been an active CMGA volunteer and willingly stepped up to be temporary VP when our former VP, Peter Lirot, was unable to complete his term. She is always one of the "go to" people who are behind the scenes for our March symposium.

Our other new officer is Diana Ringelheim who lives in Fairfield and graduated from the Bethel Extension Center in 2000. She became an Advanced MG in 2003 and achieved Bronze level in 2005. Diana is an active mentor, is involved in the Fairfield County Horticultural Society, and also volunteers at the bird and butterfly garden at Westport's Earth Place Nature Center. Diana will be contributing to The Laurel on a regular basis and we are very happy to have her.

Sandy Myhalik was the CMGA Secretary and now is moving into the role of Events Chairman. Sandy lives in Farmington, graduated with the West Hartford Extension Center's class of 2000, and became an Advanced MG last year. She is involved with Habitat for Humanity, the Farmington Library gardens, and the Noah Wallace School project. Sandy has been managing the very time-consuming March symposium registration project and is a frequent hostess for CMGA meetings, for which we are very grateful.

Congratulations to the new officers and many thanks for your tireless efforts on behalf of CMGA.

## Millenium Trophy Award

By Regina Campfield

The Westchester Fairfield County Horticultural Society has chosen the Master Gardener Programs in Fairfield County, CT and Westchester County, NY to receive the Millenium Trophy for 2006.

First given in 2000, the award is given to an individual or group from Westchester or Fairfield County that exemplifies "good gardening". David Wierdsma, a former board member of the society, donated the award, an antique Tiffany sterling silver bowl. Since

two organizations received the award this year, each will hold it for half the year. The prize was awarded on Tuesday, January 10 at the Society's dinner meeting. It is presently on display in the reception area of the Visitors' Center at the Bartlett Arboretum and Gardens.

Congratulations to all Master Gardeners in Fairfield and Westchester Counties!



## 2006 Interns, 2005 AMGs

### Welcome! Master Gardener Interns

I sat in on the first day of the 2006 Stamford MG class in early January, and was delighted to meet so many eager and excited MG Interns. Many members of the class commented that they had always loved gardening, or had always grown plants and wanted to know more. I know just how they feel, and the

MG program is the perfect environment. Where else can you learn more about your favorite subject, while at the same time being with people who share your interest in the gardening world and who understand your passion for plants. A great year is ahead!

Hilary Forsyth

## 2005 Certified Advanced Master Gardeners

### Fairfield County North

Jill Kotch  
Lynne Henriquez  
Suzy Angier  
Susan L. McMahon  
Mike Smith

### Fairfield County South

Lillemor Wallmark

### Hartford County

Susan Popovitch  
Sandy Myhalik  
Kathryn K. Baechle  
Susan Chiriboga

### Litchfield County

Evelyn Betz

### Middlesex County

Jane Kaminsky  
Marjorie Reid

### New Haven County

Ellie Tessmer  
Kathy Floyd

### New London County

Jay Deming  
Louisa Broadbent  
Jeanne H. Coyne  
Martha Ingves

### Tolland County

Kay Varga  
Kay McNabb  
Jerry Cobleigh

### Windham County

Dick Sparling  
Jean 'Chic' Chicoine

### AMG Bronze Bar

Carol Quish - Hartford County  
Anne J. Butler - Fairfield County  
Diana Ringelheim - Fairfield County  
Charlie Tefft - New London County



AMG graduates Charlie Tefft, Jay Dering, Louise Broadbent, Kathy Floyd, Martha Ingves and Marjorie Reid (joined by Cyndi Wyskiewicz) at the Haddam graduation ceremony



West Hartford AMGs Sandy Myhalik, Carol Quish, Roger Adams, Susan Popovitch and Kathy Baechle at the West Hartford graduation ceremony



AMG Lillemor Wallmark with UConn Cooperative Extension Educator, Roy Jeffrey



Advanced MGs pose with State coordinator Cyndi Wyskiewicz: (L-R) Jean 'Chic' Chicoine, Cyndi, Jerry Cobleigh, Kay McNabb, Dick Sparling, Kay Varga

## Advanced Master Gardener Classes for February 2006

	Date	Time	Class	Location	Presenter
February 2006	11	10AM-12PM	Plants from Seeds	Norwich	Linda Turner
	11	10AM-1PM	Herbs for Health	Storrs	Deb Pouech
	21	6PM-8PM	New for 2006	West Hartford	Chris Valley

For full details please visit the Home and Garden Center Website: [www.ladybug.uconn.edu](http://www.ladybug.uconn.edu)



## 2005 Master Gardener Graduates

All the hard work has paid off, and you have earned the right to wear your blue badges to mark your achievement. Congratulations!

### Fairfield County

Patricia Ashcroft	Carmen Celentano	Mary H Krivicky	Andria Stramecki
Nancy Baker	Lisa Davenport	Terry Lawrence	Priscilla R Terhun
Michele Bardwell	Lauren Dineen	Regina Mastrianno	Thomas G Traver
Larry Birch	Marian B. Edmond	Mary MacCarthy	Robin von Reynr
Henry Bissonnette	Joahn C. Foley	Joan Miles	Brea Walden
Robert J. Brach	Jessica Gardner	Sarah Moss	Carole Weckesser
Alexis Brown	Kimberly Gavin-Anderson	Joseph Privitera	Johanna M Weiss
Tammy Butlin	Adelle Hack	Beverly J Ruekberg	
Cynthia U. Carlson	Donna Katsuranis	Cindy Elliman	
Tanya S. Castiglione	Virginia C. King	Tina Steen	

### Fairfield County (Stamford)

Charlene Barnes	Fran Dubicki	Antonia Littlestone	Maureen Shannon
Robert Bartram	Paula Eytel	Cynthia Lupo	Sally Tepas
Rosamond Brady	Suzanne Gold	Greg Moonie	Amy Elizabeth Uv
John Costa	Melba Grieshaber	Frances Reed	
Maria DeVita	Robert Halstead	Beth Ryder	

### Hartford County

Todd Anderson	Barbara Davison	Duane Luster	Darlene Salonia
Claudette Blozy	Carol Dornbush	Michael McNamara	Lawrence Schlegel
Michael Bonzagni	Carolyn Gabow	Anne Massucco	Gloria Shusdock
Janice Boyle	Sandra Goralnick	Eileen Matthews	Helen Silchenko
Thomas Brand	Rose Horan	Colleen McDermott	Christopher Siwy
Ann Brickley	Raymond Jennings Jr.	Pamela Morrison-Wolf	Robert Stanford
Paula Brisco	Deborah Kent	Candise Petersen	Angela Thorney
Katherine Bruns	Carol Kiefer-Wilson	Krista Pich	Ellen Weingold
Debra Carson	Peter Knowles	Barbara Prine	Dorinda Wick
Karen Chase	Lisa Kula	Deborah Prior	Joyce Zaremba
Janet Culver	Andrea Ladd	Kristen Rafoss	
Patricia Curtin	Louis Lista	Harry Reynolds III	
Linoa Daniels-Miller	Alice Luster	Margit Rosenberger	

### Middlesex County

Peter Bartkoski	Susan Farr	Sandra Martindale	Anasuya Stein
Alicia Bauer	Karen Fischer	Virginia Montgomery	Cynthia Sullivan
Tish Brown	Peter Frye	Michelle Potts	Amy Curtis Talbo
Lola Bullenkamp	Jean Gagnon	Michael Rayel	Jeryi Taylor
Peter Bullenkamp	Ana Hidalgo	Julie Rorrer	Virginia Turner
Carol Bunting	Christine Holley	Evelyne Rowe	Jane Booth Voller
Sandra Cecchini	Robin Kleeman	Tina Salva	Rose Walsh
Felise Cressman	Carla Lally	Peter Sims	John Watts Jr.
Yaroslava Cronin	Dianne Larosa	Catherine Smythe	Lynne Westerhoff
Kerry Dunnack	Timothy Malo	Pamela Sobering	

### Windham County

Cynthia Achten	Mary Cross	Gloria Lorusso	Catherine Phinizy
Diane Angotta	Caroline Ellis	Henry Marquis	Paula Robinson
Harry Atsales, Jr	Jaqueline Fantasia	Pat Marquis	Richard Sherwood
James Beausoleil	Donna Marie Gagnon	Norma Miller	Eva Snyder
Andrea Borella	Richard Grant	Terri Morrow	Robert Stetson
Richard Campbell	Donna Hoover	Janet Munichello	Richard Stroiney
Rita Choiniere	Harley Kooper	William Overton	Lisa Vaughn
Megan Chvirko	Ann Latham	Ann Pacheco	Cindy Youngclaus



**Volunteers needed at the CT Flower Show!  
February 23-26, 2006**

UConn's Home and Garden Education Center/Master Gardener Program and the Connecticut Master Gardener Association will have a booth again this year at the 2006 Connecticut Flower and Garden Show to be held February 23<sup>rd</sup> -26<sup>th</sup>. Certified Master Gardeners are needed for various shifts throughout the show to answer gardening questions and distribute educational material. Volunteers will be given free admission to the show and free parking. Days are broken up into 3- or 4-hour shifts with two Master Gardeners per shift. Shifts are filled **on first come, first call basis** with preference being given to those who have not worked at the show in the past, so everyone gets a chance to help.

Master Gardeners who are interested should call MG Bobbie Orne @ 1-860-875-3005 to volunteer.

**Master Gardener  
Volunteers needed for  
Pruning Day  
Saturday, March 4th, 2006**

The Master Gardener Program is planning a work day at the 4-H center at Auer Farm in Bloomfield, CT. We will be working in the apple orchard to get it ready for the upcoming season and workshops. Advanced Master Gardener Outreach hours are available for this informational day on pruning.... Come join us!

This work day will start at 9:00AM. Bring your pruners and loppers. Don't worry if you do not know how to prune the trees, we will show you. Coffee will be provided.

For more information and directions call the Master Gardener Education Office at 860-486-6343

**Master Gardens**

**2006 Master Gardener  
Summer Tour**

**What:** Fundraiser for the UCONN Master Gardener program

**When:** Saturday June 24th 2006, 10AM-4PM

**Where:** Gardens in Avon, Bloomfield, Burlington, Farmington and West Hartford

**Cost:** of the Garden Tour is \$15.00 MGs, \$20.00 Non-MGs

**Gala Reception** to be held after the tour at the Pond House, Elizabeth Park

**Combined cost** of Tour and Gala: \$50.00 per person  
Space at the Gala is limited to 200 people

Support the UCONN Master Gardener Program!

For more information call 860- 486-6343

**UConn Home and Garden  
Education Center to offer  
Knowledge to Grow on  
Seminar Series**

The Home and Garden Education Center is offering three seminars for the 2006 growing season. The topics of these three seminars are **Pruning Basics** (April 1st), **Wildlife in your Garden** (June 10th), and **Home Lawn Care** (September 9th). They will be held at Auer Farm, Bloomfield, CT, from 9AM to 2PM.

The cost of the seminars is \$50.00 for each seminar or \$125.00 for the series.

For more information call the Home and Garden Education Center toll free at 1-877-486-6271 or visit the Home and Garden Center website [www.labybug.uconn.edu](http://www.labybug.uconn.edu).

**Call to volunteers!  
15th Annual CPTV Family  
Science Expo  
Connecticut Expo Center  
April 27-30, 2006**

We need volunteers to staff an interactive display. This event engages everyone: Last year drew over 14,000 students, teachers, and parents. Our exhibit is called 'Plantastic Science'.

If you are interested, please contact Kimberly Kelly 860-774-9600, [Kimberly.kelly@uconn.edu](mailto:Kimberly.kelly@uconn.edu)

**UConn Conference for the  
Garden Enthusiast  
Thursday, March 9, 2006**

The University of Connecticut is sponsoring the "Garden Conference" to be held at the University of Connecticut on Thursday, March 9, 2006. It will be held at the Lewis B. Rome Commons on the Storrs campus in Storrs, CT.

This all-day educational conference will appeal to the garden enthusiast. The keynote speaker is Stephanie Cohen, horticultural consultant, and former director of the Landscape Arboretum at Temple University. Stephanie has co-authored a new book on garden design called *'The Perennial Gardener's Design Primer'*, published by Storey Press. Stephanie will be speaking on *"Perennial Garden Design Demystified."*

Other speakers include Nancy DuBrule-Clemente, the owner of Natureworks Horticultural Services, a specialty garden center and landscape design service based in Northford, CT, that is well known for its educational activities. Nancy will be speaking on *"Succession of Bloom: How to Have Color Every Month of the Growing Season."* Brian Maynard has taught plant science and landscaping at the University of Rhode Island since 1992. He works extensively with the Rhode Island nursery industry that is committed to research on sus-

*(Continued on page 7)*



## Northeast Regional Master Gardener Conference

### Spring Fun for Grown-up Gardeners

By Amy Talbot

Let teens and twenty-somethings have their Spring Break - that storied frenzy of sun, surf, spirits, etc. We gardeners of a finer, more fully-developed vintage also have a fun-filled destination this spring: the Northeast Regional Master Gardener Conference and Marketplace in Newport, RI.

The theme is "Passion for Gardening", and in early June 2006, a swarm of gardening experts and enthusiasts will converge on the Hyatt Regency Hotel on Goat Island for the three-day event. The conference provides an opportunity for Certified Master Gardeners throughout the region to meet and immerse themselves in tours, workshops, and lectures on a variety of interesting topics.

This year's conference marks a homecoming of sorts. The bi-annual event returns to the Ocean State for the first time since the inaugural regional conference held on the University of Rhode Island campus in 1988. Inspired by the first international Master Gardener's conference in Washington, DC a year earlier, members of the URI Master Gardener Association (host of this year's conference) wanted to offer a similar experience to fellow gardeners closer to home. The team has been hard at work for four years, and they promise to

show their guests - 500 or so - a great time.

When asked what she's most excited about, URI Master Gardener Coordinator and conference co-chair Roseanne Sherry quips, "The end of June! No, we really think the ambience of Newport will make for a very fun week and we encourage attendees to take some extra time - see all that this area has to offer. We've planned some wonderful tours and hands-on workshops with fantastic speakers. Helen Dillon is traveling all the way from Ireland to join us."

The list of speakers does read like a who's who of gardening gurus from academia, publishing, and the horticulture and landscaping industries. Noted authors Sydney Eddison and Dr. Lee Reich are among the keynote speakers, and attendees can choose from over 50 sessions conducted by seasoned professionals, including Todd Meier, editor-in-chief of *Fine Gardening*; URI entomologists Dr. Richard Casgrande and Dr. Brian Maynard, and Chef Robert Castagna, instructor with the International Institute of Culinary Arts in Fall River, MA.

The festivities officially kick off on Monday, June 5, with a reception and entertainment, followed by two full days of programs in and around the hotel. The core conference concludes on Wednesday, June 7. The \$350 registration fee includes:



Reception and Entertainment - June 5

Dinner - June 6

Full Breakfast and Lunch - June 6 & 7

Keynote and Feature Presentations, Book Signings - June 6 & 7  
Evening Get-togethers "Passion Talks" - June 5, 6, 7, & 8  
Live and Silent Auctions, Raffle, Gardening Expo, Demonstrations

An authentic New England Clambake (with entertainment) will be thrown on Wednesday evening for an additional \$68 fee, and pre- and post-conference tours are offered to destinations in Rhode Island and Boston.

The registration deadline is March 1, 2006. Popular sessions fill up early, so register soon to get the best selection. After March 1, the registration fee increases to \$375. Non-MG guests can register for \$275.

For more information, go to [www.passionforgardening.com](http://www.passionforgardening.com) or call 401-874-2170.

(Continued from page 6)

tainable plants and landscapes. He will be speaking on "Keys to Success in Planting and Maintaining Woody Ornamentals." Steve Frowine is a well-known professional horticulturist who managed one of the largest collections of orchids at the Missouri Botanical Garden. Steve will be speaking on "Surviving the Winter with Orchids." Lee Reich is a lecturer and

garden writer who writes for *Fine Gardening*, *Horticulture* and the *New York Times*. He is the author of *Growing Fruits in Your Backyard*, *Uncommon Fruits for Every Garden*, and *A Northeast Gardener's Year*. Lee will be speaking on "Delectable, Native Fruits."

There is a pre-registration fee of \$60 per person if postmarked on or before March 2nd. The fee is \$70 per person if postmarked

after March 2nd. Included in the cost of admission are lunch, snacks, and beverages, opportunities to purchase selected autographed books and orchids, plus a wide array of gardening books.

For more information contact Dr. Richard McAvoy at 860-486-0627, [richard.mcavoy@uconn.edu](mailto:richard.mcavoy@uconn.edu) or visit our web site: <http://www.hort.uconn.edu/2006garden/>



### CMGA Annual Symposium XIII: 'It All Begins in the Nursery'

A full day of treats is in store! **Bill Cullina** starts the proceedings with his keynote presentation *Fifty Great Natives for the Northeast*. **Robert Herman** closes the day with *Garden Design and Plant Selection by Habitat*.

During the day, participants attend one morning and one afternoon session of their choosing from the session talks given by some of the most knowledgeable people in the horticultural field. There will also be time to participate in the silent auction, view the photo competition entries, collect information on plant societies, and purchase garden treasures on offer by vendors from around the state.

<b>SYMPOSIUM TIMETABLE:</b>	8:30 — 9:15	Registration & Coffee
	9:15 — 10:30	Keynote address: Bill Cullina
	11:00 — 12:00	Session I
	12:00 — 1:20	Lunch
	1:30 — 2:30	Session II
	3:00 — 4:00	Finale: Robert Herman

**Session 1-A:** In addition to his keynote address, **Bill Cullina** will be delivering one of the six morning lectures, entitled *Woodland Wildflowers – Jewels of the Forest*. He will show how our woodland wildflowers are both captivating and mysterious, loved and misunderstood.

There are no plants more beautiful than Lady-slippers, Oconee bells, trilliums, bloodroot and hepatica. Yet, these slow-growing plants are far too rare in our gardens. What is it that makes these plants so special, and especially fragile, and how can we establish some in our own gardens?

**Session I-B:** **Dr. Mark Brand's** lecture, *Great Gardening with Grasses* will delve into what ornamental grasses are all about and why they are such great garden plants, followed by an introduction to some of the choicest ornamental grasses for southern New England.

If you've taken advantage of the UConn Home and Garden Center's wonderful online resources, thank Dr. Brand. In his role as professor of ornamental horticulture and co-head of the Plant Biotechnology Facility, he has developed several educational tools, including the UConn Plant Database/Selector and Virtual Campus Plant Walks. He has introduced 11 new hardy rhododendron cultivars for New England climates and is currently developing non-invasive varieties of Japanese barberry and burning bush.

**Session I-C:** **David and Kasha Furman** of Cricket Hill Garden will present a slide talk entitled *Chinese Tree Peonies: Your Living Antiques*. They will discuss all aspects of tree peonies: how they differ from herbaceous peonies, planting techniques, soil and site requirements, pests and diseases. We will hear about the history of Chinese tree peonies – the national flower of China, cultivated there for over 1,400 years – and the differences between Chinese, Japanese and American tree peonies.

David and Kasha Furman left successful careers

to cultivate a peony heaven in their backyard in Thomaston, CT. Their six-acre garden includes more than 300 tree and herbaceous peony varieties.

**Session I-D:** *Backyard Hybridizing – Creating Your Own Daylily* is the title of **Richard Howard's** presentation. He will briefly discuss the various types of daylilies and their attributes, illustrate how hybridizing is accomplished, including desirable traits for hybridizing in Connecticut, and demonstrate how easy it is for anyone to create their own genetically unique daylily. In addition, he will show some examples of newer, cutting-edge daylilies that he says will 'knock your socks off!'

Mr. Howard is currently president of the CT Daylily Society, and grows about 1,000 different named varieties of daylilies on his two-acre property, Ctdaylily, in Wallingford, CT. Several of his hybrids are being evaluated for commercial release.

**Session I-E:** The lecture by **Karen Probst** is entitled *Epimediums: Not Just Groundcovers Anymore*. Elegant, but tough as nails, these spring bloomers add a kaleidoscope of flower and foliage color to the shade garden.

Ms Probst is manager and co-owner of Garden Vision, a mail order nursery in Hubbardston, Mass., specializing in epimediums and other choice shade perennials. She explains that ten years ago, only a handful of epimedium varieties were available in garden centers. Today, Garden Vision offers over 170 varieties. Learn about the amazing diversity available today and why epimediums make such great garden plants.

**Session I-F:** **Bill Turull's** lecture, *Designing in the Shade*, will cover plants for deep shade and semi-shade, dry soil and moist soil conditions. He will discuss plants that work well together, with an emphasis on foliage combinations, as well as soil preparation, plant needs and winter protection from the cold and voles.

Owner of Garden Sales nursery, a family-operated



## 2006 CMGA Annual Symposium XIII

business in Manchester, CT. Mr. Turull taught classes for eight years on perennial gardening at Manchester Community College, and relishes the opportunity to spread his love of perennial gardening in the shade. He likes to tell people that gardening should be fun – as will this lecture.

**Session II-G: Nancy DuBrule-Clemente's** lecture, *Succession Of Bloom in the Perennial Garden*, is based upon her book of the same title. Everyone wants a garden that blooms beautifully from spring until fall, but information available on bloom times is often not specific to our southern New England gardens. Ms DuBrule-Clemente will offer an extremely detailed analysis of the bloom period of specific species and varieties of perennials. She will also explain pinching, pruning and organic feeding practices to extend the bloom period.

Ms DuBrule-Clemente is the owner of Natureworks Horticultural Services, a specialty garden center based in Northford, CT. She lectures widely and is a regular contributor to garden publications.

**Session II-H:** In his presentation, *Garden Designing With Herbs*, **Sal Gilbertie** will be discussing and offering a number of small herb garden designs, including several herbal theme gardens, using culinary, fragrant and decorative herbs. Instead of merely consigning your herbs to a sunny corner, discover ways to make these tough and aromatic plants a decorative part of your garden.

Mr. Gilbertie is an accomplished author ("Herbs for the Holidays", "Home Gardening at Its Best", "Herb Gardening at Its Best" and "Kitchen Herbs") and has shared his expertise in frequent television appearances, including Martha Stewart Living, Discovery Channel's Home Matters, and The Home Show on Lifetime.

**Session II-I: Warren Leach** : *Plan Ahead for Fall Fireworks in the Mixed Border*. The autumnal equinox does not mark closure to the garden. Indeed, the late season garden is a flourish of colorful flowers, foliage and flamboyant fruit. Mr. Leach will explore ways of designing and integrating many late-blooming perennials and ornamental shrubs into your garden and landscape. Plant a fall fanfare that will stand up to frost and keep on performing.

Mr. Leach is co-owner of Tranquil Lake Nursery in Rehoboth, MA, and a landscape horticulturist who creates enduring garden designs that thrill throughout the seasons. In between his judging duties at the New England, Worcester, and Philadelphia flower shows, he'll join us with ideas on how to maximize the beauty of our late season gardens.

**Session II-J:** *Hostas – More Than Just That Plant Behind Grandma's Barn*, is the title of **John O'Brien's** presentation, during which he will discuss the more popular hosta varieties and introduce us to some of the newer cultivars. He will share information on growing bigger and better hostas, hosta flowers, hostas in containers, dealing with hosta pests,

and the many great companion plants that will thrive in the shade.

Hostas are often taken for granted, but John O'Brien holds them in high esteem. Twenty years ago, he purchased his first premium hosta, Gold Standard, for \$12 (an outrageous price at the time). His home-based business in Granby, CT, O'Brien Nurserymen LLC, now boasts over 1,000 varieties.

**Session II-K: Mary Jo Bridge Palmer** will talk on *Container Gardens for the Seasons*, illustrated by a slide presentation of container garden arrangements for each season. She will supplement her talk with a demonstration of a spring container arrangement using forced bulbs, perennials and shrubs.

Ms Bridge Palmer is retail sales manager at Sam Bridge Nursery in Greenwich, CT, president of the Westchester Fairfield Horticultural Society, and a lecturer for the New York Botanical Gardens and Greenwich Continuing Education programs. She conducts all the workshops and lectures at the nursery and to various garden clubs throughout Fairfield and Westchester counties.

**Session II-L: Adam Wheeler** will lecture on *Propagation for the Home Gardener*, sharing his knowledge and expertise on how to make more plants. His presentation will be a propagation 'show and tell' session, specifically to help home gardeners adapt techniques for collecting and sowing seeds, and for propagating plants using cuttings, divisions, and grafts.

As the newest member of Broken Arrow Nursery in Hamden, CT, Mr. Wheeler's primary responsibilities include plant propagation and the acquisition and development of new plants.

**Symposium Registration inquiries:**  
Sandy Myhalik, Phone: 860-677-0504  
Email: myhalik@comcast.net

### **Help support the Master Gardener Program by donating items to the Silent Auction!**

As in the past, UConn's Master Gardener program will be holding a silent auction at the CMGA annual symposium. This auction features great plant materials and garden-related items at very reasonable prices! The bidding wars start early and go until 1PM. The person with the highest bid at the closing (1PM), gets to purchase the item. All bids go in increments of \$1.00.

If you wish to donate items for the silent auction contact Cyndi Wyskiewicz (860-486-6343) or bring the items with you the morning of the symposium. All proceeds from the auction go directly to the MG program foundation account to support educational programs for the county coordinators. So come and bring your pocketbooks and be prepared to take home great treasures.....



## 2006 CMGA Annual Symposium Photo Competition

### Give Us Your Best Shot

By Barbara Walker

As announced in the November 2005 issue of The Laurel, Symposium 2006 will feature the second annual CMGA Photo Contest. Dig through your garden photos for your best shot in any of the following three categories:

*Plant Portrait*  
*Garden in Autumn*  
*Container Garden*

The Plant Portrait can be flower, vegetable or fruit as long as the subject is clearly one splendid specimen. The Garden in Autumn is a broad theme with lots of possibilities, but it should be a garden, not a park or tree-covered landscape. The Container Garden can be anything - window box, hanging basket, wheelbarrow, or soup pot filled with plants, in any season. So if you missed summer blooms, snap a shot of your winter arrangements!

The contest judges will award a Third, Second and First Place in each category, plus a Best of Show. This year we're adding a People's Choice award, so all attendees will be able to vote for their favorite as well. A ballot card will be attached to your packet when you arrive at the symposium.

Maximum photo size is 8" x 10". Photos should be matted, not framed. To support your photo, tape or paste it to a mat - inexpensive mats can be found at any of the big craft stores. The mat should be no wider than 2 1/2 inches and can be any color that shows off your photo's subject. On the back of the photo write your name, address, contact phone or

### Photo contest rules

- ❖ The contest is open to CMGA members attending the symposium.
- ❖ One entry per person.
- ❖ This is a fun contests for amateurs—sorry, no professionals!
- ❖ The contest opens February 1, 2006 and closes on February 28.
- ❖ Camera photos only. Photocopies, scanners or other prints are not eligible.
- ❖ Maximum photo size is 8" x 10". Mats should not be more than 2 1/2 inches wide.
- ❖ Each entry should be submitted with the photographer's name, address, contact phone or email, and the category designation.
- ❖ Entries to be collected after the symposium.

email, and your category designation.

**The contest opens February 1, 2006 and closes on February 28.** For mailing, use a USPS cardboard envelope, or an ordinary mailing envelope with an extra piece of cardboard to keep the photo intact. Be sure to write, "Photos. Do Not Bend" plainly on the envelope. Mail them to:

Norita Bunch,  
441 Stub Hollow Rd.  
New Hartford CT 06057

When you come to Symposium 2006 this March, your photo could be wearing a ribbon!

Any questions? Contact Barbara Walker, 860-583-0677.

### Master Gardener Logo Items for sale at the Symposium

- Long sleeved denim shirts - women's & men's sizes
- Navy fleece vests
- Long sleeved T shirts (new item)
- Sweatshirts (new item)
- Ball caps (new item)

*Cash or checks are accepted. Shop early - our booth will be open at 8AM prior to the symposium.*

### Directions to Manchester Community College from I-84 East or I-84 West

1. Take Exit 59 to I-384 East.
2. Immediately take Exit 1.
3. Turn left onto Spencer Street (eastbound).
4. Turn right onto Hillstown Road.
5. Take first left onto Great Path and proceed to stop sign.
6. Take right onto Founders Drive South for Lot C.

### CMGA is pleased to welcome the following plant societies to the symposium . . .

CT Botanical Society  
CT Iris Society  
CT Chapter North American Rock Garden Society  
CT Cactus and Succulent Society  
CT Daylily Society  
Rhododendron Society of CT  
New England Hosta Society  
CT Chapter New England Wild Flower Society

### . . . And many vendors, including:

Ballek's Garden Center  
Natureworks  
Connecticut Gardener  
CT Agricultural Experiment Station  
Al Dragon Garden Tools  
Comstock Ferre & Co.  
Matilda's Workshop  
Brick and Stone Expressions  
Walpole Fence  
DP Expressions  
The Garden Party

**Cancellation of symposium due to weather conditions:** Advice of cancellation of the symposium due to adverse weather conditions will be broadcast on the radio stations: WTIC AM, WTIC FM, WRCH, WZMX



## Extension Center Reports

### New Haven County

*By Mira Schachne, Extension Center Coordinator*

Since this is being written before the holiday season and my crystal ball is totally covered with ice, it is difficult to predict what 2006 will bring. Our New Haven County class has been selected and will be in full swing by the time this is read. Some of them – and you in other locations – will begin to believe what we said about the intensity of the information given to you during each class. It does get easier with each new topic. By now, many of you will be speaking Latin to describe some of your plants...or you're Coordinators...

In our county, we are busily planning outreach opportunities for our class and reviewing requests from new sources for such programs. Representing UConn by giving information/educating the community is a vital component in our program. One of the ways to accomplish this, as an Intern or an MG, is to write – about what you are doing for the community or by giving seasonal information to the public. We are teaming with a local newspaper to do a monthly garden oriented article and need as many people as

possible to supply 750 words or so. One article per person is fine. Most of the information you need is available in the office to get you started. As an Intern, you can feel free to write about your impressions of the program, for this publication, *The Laurel*.

We have several outreach opportunities in the works that can count towards outreach hours for MGs or AMGs. We are teaming with a local school to try to establish a "learn to earn" program. Many of the young people in the school are challenged, and teaching them about plants and planting is really its own reward. As usual, we always need help with the grounds at the Extension Center. One of our MGs owns a truck, and is willing to help us ferry plants to our location – but we will need help in planning, then in planting.

If you are a computer person, we need help in input of records so we can continue to get records on computer, not just in people's memories. I am sure you are out there, somewhere.

Keep in touch at 203-407-3167. There will be a lot going on, down here.

### Windham County

*By Kimberly Kelly, Extension Center Coordinator*

Thanks to our newsletter volunteers the new name for our Windham County Master Gardener newsletter is 'Windham County Extension Connection' which continues our valuable commitment to education and the community.

Our youth program, for students and teachers, continues to grow and define itself as an important resource here in Windham County. We are now working on developing 4-H groups in the pilot schools.

The People's Harvest is growing in size and enthusiasm, including the Windham Extension Council and many school groups. Northeastern Connecticut is the most food insecure region in the state, making this project extremely valuable. Cheryl Rautio (EFNEP) has met with the Connecticut Food Bank and they want to be a part of this wonderful effort. The site will be a drop-off point for the NE CT Food Bank for the months of March-November.

This past season a group of dedicated MG interns and Advanced MGs planted and nourished the large vegetable garden. By August the harvest was over 250 lbs. a week! Cheryl and Carl Asikainen were thrilled to deliver such a 'gift' to those who truly need it. And our thanks to Wayne Hansen of Wayne's Organic Gardens for his generous donation of seedlings, and to Ross Eddy for his hard work turning the fields for the winter.

The Extension's teaching gardens received a much-needed 'facelift' this year. We need to keep the gardens thriving, and with so many new varieties of plants available it is important that the Extension

remain a reliable and current source of information. The gardens were featured on the Quinebaug Shetucket Heritage Corridor's Walking Weekend, and drew quite a crowd.

Working with Extension forester Steve Broderick, a crew has been restoring the educational gardens at Goodwin State Forest in Hampton, CT. This project is in partnership with the Connecticut Department of Environmental Protection. With the site's rich history and being able to work with people like Steve and Barbara Yeager, this project will prove to be a very special ongoing outreach opportunity.

In behalf of the United Way Youth Services Juvenile Justice Center, Harley Kooper was instrumental in creating an educational and rewarding experience for the youths at the Center by utilizing the environment as an educational tool. Carrie Ellis and Jay Beausoleil were very involved in our local farmers' markets, educating the community on the importance of locally grown produce and sustaining our agricultural base. We continued our involvement with the Day Kimball Hospital Breast Cancer fundraiser by expanding the rainbow garden at JD Coopers restaurant with the addition of a pink ribbon garden and a fabulous copper trellis in the shape of a ribbon created by MG Scott Mejia.

As we plan for and start our New Year, I hope that you will remember how important volunteering in your community is, whether in the office, on an outreach project or mentoring. If you are interested in working with us on any of these projects please contact me at 860-776-9600, or by email at [Kimberly.kelly@uconn.edu](mailto:Kimberly.kelly@uconn.edu).



### The Rainbow Garden at Bielefield Elementary School in Middletown, CT

by Christine Holley, Master Gardener Class of 2005

When my son was in Kindergarten, I noticed that outside the classroom there was a square piece of grass that cried out for a garden. I mentioned it to Mrs. Simone, his teacher; she agreed and had in fact been planting grape hyacinths (*Muscari sp.*) along the perimeter. Eventually, with the help of school staff, parents and a \$300.00 contribution from the Bielefield School PTA, the garden became a reality.

This garden was inspired by the children's book "Planting a Rainbow" by Lois Ehlert. In the book a mother and child pick plants that are the colors of the rainbow and plant them in their garden. This is a perfect book to use for Kindergarten children to reinforce the colors of the rainbow and plant science. In case you haven't been to Kindergarten in a long time, the colors of the rainbow are:

**Red Orange Yellow Green Blue Indigo Violet**

At the suggestion of a parent, Mr. Magnano, the plants were arranged in the shape of a rainbow.

Since this is a school garden with full sun, I concentrated on drought tolerant, low maintenance perennials that have bloom times when the children would be at school. Autumn planting is perfect for bulbs so that's where we began. It was challenging to find plants with the right colors that bloom in the right season that are also drought tolerant.

Sixty Kindergarten children planted daffodils (*Narcissus sp.*) in autumn 2004. Many of the children had not handled any type of plant before and certainly not a bulb. At first they wanted to "peel" their bulbs like an onion but they got the idea that they would plant the bulb and they would see it grow in the spring. When planting, they learned that a plant needs water, sun and food to grow. The children were most interested in watering and had fun drenching their bulbs in water! We had enough money for first grade to plant *Iris sp.* and *Hyacinthus sp.* and third grade to plant *Tulipa sp.* The children were so proud and excited when their beautiful



Young gardeners watering the flowers in the Rainbow Garden are, from left, Raymond Rodriguez, Ethan Vargas, Arshnoor Batra, Silvana Barcomb, Hallie McCabe, Brandon Baker

plants bloomed in the spring!

The following are some other plants that were added in the spring and following autumn:

**Red-** *Dianthus sp.*, *Sedum sp.*, zonal geranium (*Pelargonium sp.*), chrysanthemums

**Orange-** marigold (*Tagetes sp.*), chrysanthemums

**Yellow-** Tickseed (*Coreopsis integrifolia*)

**Green-** sedge (*Carex sp.*), *Sedum sp.*, hens and chicks (*Sempervivum tectorum*), herb varieties

**Blue-** blue oat grass (*Helictotrichon*), *Gentiana makinoi*, *Muscari sp.*

**Indigo-** *Scilla sp.*, *Iris sp.*

**Violet-** *Viola sp.*, *Muscari sp.*, *Crocus sp.*

Each year I hope to engage Kindergarten children and their parents in planting in the garden so that it will be sustained for years to come. It is an outdoor classroom that, if maintained, could provide opportunities for learning at any age.

Thank you to the staff, parents and children at Bielefield School for their support of this project.

### Farmington Valley Master Gardeners

By Susan Popovitch

On November 17, 2005, a small but enthusiastic group of Farmington Valley master gardeners met at Roaring Brook Nature Center in Canton.

Margery Winters is a teacher, naturalist, and butterfly garden coordinator, as well as the gift shop manager at Roaring Brook. She led us through a mind-boggling discussion on the 'chemistry of ecology', or the essential ability of plants to react to (and interact with) invasions of insects or chemical imbalances that threaten them.

Margery gave many examples of metabolic and biochemical modifications within the specific genetic make-up of plants, which are activated by changes in the environment.

We pondered the intricate balance between flora and fauna and the interdependent quality of nature. For example, in our local bogs in early spring, skunk cabbage erupts from the earth with its distinctive odor of rotting meat. While repugnant to humans, the meaty red color of the flower scape and the pungent smell emitted by the skunk cabbage, trick the beetles and flies to breed and fertilize the plants.

We ended with a discussion of the effect of genetic modification in plants – beneficial, at what price? – and the limited choices in varieties of apples, bananas, corn, etc. found in supermarkets and food chains. Heady stuff indeed. Fortunately Jackie Shadford brought a selection of hot drinks and home-made goodies to feed our stomachs while we expanded our minds. A fine time was had by all.



## Master Gardeners Reach Out

### MG Class at the Bartlett Arboretum

By Alice Smith

*At the 2005 Stamford MG graduation, AMG Alice Smith was asked to give a brief talk about her experiences with the Master Gardener Program. She dressed for the occasion!*

After I adjust my garden hat and put on my flowery jacket, I'll tell you about the Master Gardener Program and the Bartlett Arboretum. The hat was specially decorated for the 2003 Master Gardener Symposium Hat Parade, with a purple hummingbird on a lavender blossom, a blue spider, a yellow-jacket wasp, and a bird's nest complete with a black and white bird incubating 3 speckled eggs.

I have been associated with the Bartlett Arboretum since 1978 in many volunteer activities. Dr. Francis Bartlett purchased the property in 1913 as his residence, training school and research laboratory for his successful tree-care company. I had often walked the grounds with Dr. Bartlett's daughter, Jane Bartlett Heisinger, talking about her growing-up years when she and her brother played in the woods and gardens and dammed Poorhouse Brook for a swimming hole in the summer.

When I became a trail guide, I had a box full of stories to tell the children. It was great fun to guide over 1,000 school children, parents, and teachers each year. Many of the students had never walked in woods before, and they had visions of any number of wild beasts. Squirrels were the only "beasts" we encountered: the deer and wild turkeys were hidden away, as were the tigers and lions.

When the Master Gardener Program was offered at the Bartlett Arboretum in 2001, I jumped at the chance of joining the program. Studying the course

at the Bartlett was an enormous delight for me. Two of my classmates and I decided our required 30-hour outreach project would be to photograph all the arboretum's wild flowers and note the birds we saw. We recorded reams of information to accompany the photos, all now stored in the arboretum's library.

Four years later, the project continues. We have a superb collection of photos that are being improved each year by members of the current Master Gardener class. These photos are frequently used in educational programs at the Bartlett. In addition, many of the photos are displayed in the parking area kiosk in an informative display of wild plants in flower or of seasonal interest. This encourages a walk through the woods to become a treasure hunt. We have now expanded our research to include ferns, mushrooms, wild life, and seasonal walks for the public.

The friendships I have gathered through the Master Gardener Program are like an enormous bouquet. To quote a fellow Master Gardener, "Each friend I made remains as dear to me as each petal is to a violet". I am grateful to all in the Master Gardener Program for broadening my horizons and to the folks who over the years have given the Bartlett Arboretum life to make it such a treasured place.



Alice's outfit

### Unionville Gazebo Beautification

October 10, 2005

To: CT Master Gardener Association

From: Jean Pickens, Chairman

Unionville Village Improvement Association

Re: Gardening Project in Unionville, CT

On behalf of the Unionville Village Improvement Association (UVIA), I would like to thank the following Master Gardeners who participated in a gardening project at Clover Pinney Park in Unionville Center: Sandy Myhalik, John Neff, Paul Grimmeisen, and Pamela Morrison-Wolfe.

The garden surrounding the lovely gazebo in the park was desperately in need of rejuvenation. In fact, Priscilla Peale from the Recreation Department, who organizes the band concerts held in the summer at the gazebo, had requested that the UVIA Beautification Committee come up with a plan for this area.

I was introduced to Sandy in the fall of last year and began discussions with her regarding the gazebo. She was instrumental in selecting the plants and coordinating the work. An estimation of the cost for the project was determined, and a proposal was submitted to The Farmington Garden Club for funds.

The request was approved in the spring, and plants were acquired from White Flower Farms, Holly Farms and Home Depot. John Neff donated ferns from his garden for the project. Sandy, John, Paul, and Pamela joined members of the UVIA Beautification Committee to plant the following: oriental lilies, Hakonechloa macra 'All Gold', hosta 'Queen Josephine' and 'Whirlwind', heuchera 'Velvet Night' and 'Plum Pudding', chelone, ligularia 'Desdemona', hydrangea 'Endless Summer' and azalea 'Purple Gem'.

Fortunately, a water faucet was available at the gazebo, and Sandy supervised volunteers as they set up a soaker system with a timer for watering. A neighbor who lives nearby volunteered to turn on the timer to water the plants during the hot, dry periods of this last summer. And the plants flourished. There was a variety of color throughout the season and residents attending the band concerts held in June and July were surprised and delighted with the results.

We, the UVIA Beautification Committee, are grateful for the contributions of these Master Gardeners and look forward to working together on future projects in Unionville.



## The New England Wildflower Society Guide to Growing and Propagating Wildflowers of the United States and Canada, by William Cullina

*A book with a huge title that delivers loads of information.*

This book is a lavish and exhaustive exploration of wildflowers in the residential garden. Much of the information is based on William Cullina's observations as the director of horticulture for the New England Wildflower Society and his hands-on experience propagating stock for its retail nursery. The book also contains Mr. Cullina's personal attitudes, observations, and enthusiasms as a grower with an uncanny affinity for plants.

The chatty tone of the book makes the text very accessible, easy to read, and best of all, easy to remember.

Our gardens occupy a place in a specific environment and our lives can be enriched if we collect plants that thrive in that environment. All the elements that have to be considered when making a garden are discussed: hardiness, light requirements, soil, habitat (swamps, prairies, meadows, etc.). "Floristic Provinces" of the United States are defined in words and maps, with the warning that crossing geographic lines increases your labor and failure rate. The tone is never nagging, though: plants people will always desire the exotic but should make their lives a little easier with a majority of plants that are native to their location. A diverse collection of plants will additionally create an ecosystem that supports wildlife, even in the smallest garden.

In this book, the generous definition of the word "native" may actually increase the number of species that qualify. The last ice-age pushed plant populations around and that movement is still occurring. Deforestation and suburban shade alter the biological picture. The definition is expansive enough to include many plants that the Pilgrims may not have seen, but ones that now fit the New England ecological landscape.

The encyclopedia portion of the book has the expected alphabetical list of plants (by Latin name, with a pronunciation guide for the genus). Care is taken to present a standard set of characteristics for each plant such as hardiness zone, light requirement, soil type, native range, ultimate size, flower

color, and bloom time. The remaining comments are based on the first-hand experience of a born plantsman. There are even warnings about aggressive natives that may be offered for sale. Every few pages in the encyclopedia there are highlighted quote boxes that contain more of Mr. Cullina's advice and experiences, and may be the sweetest bits of the book. Even the captions for the photographs contain interesting information. Most encyclopedias are used to look up specific plants or topics; this one demands to be read cover to cover.

Propagation of wildflowers is, of course, also extensively covered in the book, and seeding is the method of choice as it is the one preferred by plants. Collecting and storing seeds, growing media, and germination codes are explained at length. In a stroke of genius, the germination codes are repeated in abbreviated form at the bottom of each and every page of the propagation encyclopedia so they need not be memorized. Propagating by cuttings or divisions is also discussed for each genus.

The appendices include lists for the myriad uses of wildflowers: plants for dry sun, wet sun, medium dry, some shade, more shade; plants for rock gardens and woodland gardens, plants to attract butterflies, birds and mammals, and plants that are not as tempting to deer and other less-welcome herbivores. Mail-order sources for propagated wildflowers are also included, with the nursery's web-site where applicable. Since this book was published in the year 2000, and the business climate is so fluid, these lists may become obsolete, but the web-site addresses allow for a quick investigation.

The overall design of the book considers the convenience of the reader by providing chapter titles and topics at the bottom of every page. Searches are easy to conduct whether you are looking for information on propagation, encyclopedia entries, or soil requirements because sections are so thoroughly identified. Feel free to flip through this book at random, knowing that you can never get lost, just entranced.

*Drawing by Diana Ringelheim, based on the photo from the book cover.*



### Volunteers Wanted!

Elizabeth Park is desperately in need of volunteers to help maintain the gardens. If you are able to help, please call Anne Stone at Friends of Elizabeth Park at 860-231-9443, or email [www.elizabethpark.org](http://www.elizabethpark.org)

### Books Wanted!

New and used gardening books to be donated for establishment of a library at Elizabeth Park. Contact Paul Grimmeisen, 860-677-8645, or email [paul24worn@aol.com](mailto:paul24worn@aol.com)



## The Laurel Calendar

February 8, 9, 10, 14, 15 2006 8:30AM—5PM	<b>5<sup>th</sup> Annual NOFA Course in Organic Land Care</b> @ Jones Auditorium, CT Agricultural Experiment Station, New Haven, CT. This 5-day intensive course trains and accredits professionals to practice organic land care. Contact: <a href="http://www.organiclandcare.net">www.organiclandcare.net</a> to register online or contact Bill Deusing at 203-888-5146, <a href="mailto:bdusing@cs.com">bdusing@cs.com</a> . Snow day February 16th.
February 8, 2006 9AM	<b>Garden Lecture Series, "Win Win Gardening"</b> —the third of 8 lectures, The Friends of Elizabeth Park @ The Pond House, Elizabeth Park. Buffet dinner at last lecture. Remaining lecture dates: Feb. 15, March 1, 8, 22, 29. Register. Contact: 860-231-9443 or <a href="http://www.elizabethpark.org">www.elizabethpark.org</a> .
February 11, 2006 10AM	<b>Special Saturday Program: "Shade Gardening Saturday"</b> @ New York Botanical Garden. Fee. Contact: 718-817-8747 or visit <a href="http://www.nybg.org/edu/conted/">www.nybg.org/edu/conted/</a> .
February 11, 2006 8:30AM-4PM	<b>CT Horticultural Society Symposium, "Spring into the Garden"</b> @ Portland High School, Portland, CT. CT Horticultural Society. 860-529-8713 or <a href="http://www.cthort.org/calendar">www.cthort.org/calendar</a> .
February 12, 2006 2PM	<b>Hill-Stead's Wild Garden—Lecture &amp; Reception with landscape experts.</b> Hear research findings and a vision for future restoration. Contact: 860-677-4787 or <a href="http://www.hillstead.org">www.hillstead.org</a> .
February 15, 2006 10AM	<b>Selecting and Growing Fragrant Orchids</b> , Steve Frowine. Garden Education Center of Greenwich @ Montgomery Pinetum, 130 Bible Street, Cos Cob. Fee. 203-869-9242, <a href="mailto:gec@gecgreenwich.org">gec@gecgreenwich.org</a>
February 16, 2006 8PM	<b>Jazzing up the Garden with Color &amp; Contrast</b> , by Karen Bussolini @ Emanuel Synagogue, 160 Mohagan Drive, West Hartford, CT. Information: 860-529-8713 or <a href="http://www.cthort.org/calendar">www.cthort.org/calendar</a> .
February 17, 2006 10AM	<b>Organic Gardening and Lawn Care</b> with John Horne. Garden Education Center @ Montgomery Pinetum, 130 Bible Street, Cos Cob. Fee. 203-869-9242, <a href="mailto:gec@gecgreenwich.org">gec@gecgreenwich.org</a>
February 23-26, 2006	<b>The Connecticut Flower &amp; Garden Show, "Gardens of Zen &amp; Now"</b> @ The Connecticut Expo Center, Hartford, CT. Ken Druse—Thursday & Friday only; Karen Bussolini—Sunday only; Roger Swain—Saturday only. Information, 860-844-8461 or <a href="http://www.ctflowershow.com">www.ctflowershow.com</a> .
February 23-26, 2006	<b>Rhode Island Spring Flower Show "A Floral Symphony"</b> . Rhode Island Convention Center. Information 401-272-0980, <a href="http://www.flowershow.com/r_show">www.flowershow.com/r_show</a> . Tickets: Karen E. Broj at 401-253-0246, <a href="mailto:kbroj@flowershow.com">kbroj@flowershow.com</a> .
February 26, 2006 2-4PM	<b>Armchair Gardener Travel Symposium and Art Exhibit.</b> Benefit for Simsbury Garden Club's 75th anniversary gift to the town of Simsbury. @ The Apple Barn, 100 Old Farms Road, West Simsbury, CT 06092. (Snow date 2/27 7-9PM). Information 860-408-1384
March 2, 2006 8:30 AM - 3:15 PM	<b>The New Canaan Nature Centre 2006 Horticulture Symposium "The Lure of the Garden: Its Sites and Solutions"</b> . Fee. Information 203-966-9577, <a href="http://www.newcanaannature.org">www.newcanaannature.org</a> .
March 5-12, 2006	<b>2006 Philadelphia Flower Show</b> @ Pennsylvania Convention Center, Philadelphia, PA. Information: <a href="http://www.theflowershow.com">www.theflowershow.com</a> .
March 9, 2006	<b>University of Connecticut--Garden Conference for the Garden Enthusiast</b> @ Lewis B. Rome Commons, UConn, Storrs, CT. Information: Dr Richard McAvoy, Dept of Plant Science, UConn 860-486-0627, email <a href="mailto:richard.mcavoy@uconn.edu">richard.mcavoy@uconn.edu</a> , or <a href="http://www.hort.uconn.edu/2006garden">www.hort.uconn.edu/2006garden</a>
March 12, 2006	<b>Hill-Stead's Wild Garden</b> John Fitzpatrick will discuss the history of the wild garden. Contact: 860-677-4787 or <a href="http://www.hillstead.org">www.hillstead.org</a>
March 16, 2006 8PM	<b>Understanding Orchids, by William Cullina</b> (New England Wildflower Society) @ Emanuel Synagogue, West Hartford, CT. Information: 860-529-8713 or <a href="http://www.cthort.org">www.cthort.org</a> .
March 18, 2006 9:00 AM to 4:30PM	<b>2006 CMGA Symposium "It all Begins in the Nursery"</b> @ Manchester Community College, Manchester, CT. Contact: Paul Grimmeisen, Tel 860-677-8645
March 21-23, 2006	<b>Landscape Design School, Course IV</b> , Federated Garden Clubs of Conn., Inc. @Johns Auditorium, CT Agricultural Experiment Station, New Haven, CT. 2-day lecture with optional exam during AM of 3rd day. Contact: Mary Winters, 860-658-5416, 111 Old Farms Road, West Simsbury, CT 06092.
March 22, 2006 10AM	<b>Redesigning your Garden</b> with Carol King. Garden Education Center, Montgomery Pinetum, 130 Bible Street, Cos Cob, CT. Fee. Contact: 203-869-9242, <a href="mailto:gec@gecgreenwich.org">gec@gecgreenwich.org</a> .
April 27, 2006 8PM	<b>Restoring America's Gardens, by Denise Wiles Adams</b> @ Emanuel Synagogue, West Hartford, CT. Contact: 860-529-8713 or <a href="http://www.cthort.org">www.cthort.org</a> .
June 5-8, 2006	<b>2006 Northeast Regional Master Gardener Conference —"Passion for Gardening"</b> @ University of Rhode Island, Newport, RI. Contact: URI Cooperative Extension Education Center 401-874-2900, <a href="http://www.passionforgardening.com">www.passionforgardening.com</a> .
June 24, 2006 10AM—4PM	<b>Master Gardener 2006 Summer Tour</b> —Greater Hartford Fund-raiser for UConn Master Gardener program. Information, call 860-486-6343.



# *The* **Laurel**

**CMGA**  
c/o John Neff  
18 Knollwood Road  
Farmington, CT 06032

## ***SAVE THE DATE!***

***February 23-26, 2006*** ***The Connecticut Flower & Garden Show, "Gardens of Zen & Now"***

***March 18, 2006*** ***CMGA Annual Symposium :  
"It all Begins in the Nursery"***

***June 5 - 8, 2006*** ***NE Regional MG Conference***

***June 24, 2006*** ***"Master Gardens"  
Master Gardener 2006 Summer  
Tour***

***See inside for details***





## 2006 Master Gardener Summer Tour and Gala Celebration

Saturday, June 24, 2006

10AM to 4PM

Garden tours of specially selected Master Gardener  
gardens in the Hartford and Farmington Valley areas

4PM - 6PM

Gala Reception at the Pond House, Elizabeth Park, West Hartford

**Garden tours only :**

Master Gardeners \$15.00

General Public \$20.00

**Tour plus Gala Reception \$50.00**

(Gala limited to 200 guests)

For the first time, Master Gardeners are opening their gardens to the public

Turn to pages 8 and 9 for details of all the beautiful gardens you can visit on the tour



### Support our Master Gardener Program!

The University of Connecticut Master Gardener Program invites you to come into our gardens! The 2006 Master Gardener Summer Tour is the first of what is planned to be an annual fundraiser event.

In 2007, the tour plans to visit gardens in New London County. Any New London County Master Gardener who wishes to have their garden on the 2007 tour should contact the UConn MG Education Office at 860-486-6343.

### Inside this issue:

	Page
CMGA Business.....	2
MG News .....	4
Spring/Summer AMG Courses .....	5
Extension Center Reports .....	6
MG Outreach Reports .....	7
2006 MG Summer Tour.....	8
CMGA Annual Symposium Report ...	10
MG Outreach Reports .....	12
The Ritual : Turfgrass.....	14
The Laurel Calendar .....	15



## CMGA Officers 2006

- President:** **Paul Grimmeisen**  
24 White Oak Road  
Farmington, CT 06032  
860-677-8645  
paul24wor@aol.com
- Vice-President:** **Carol Quish**  
89 Cedar Ridge Terrace  
Glastonbury, CT 06033  
Quishfam@cox.net
- Treasurer:** **Billy Baxter**  
293 South Orchard Street  
Wallingford, CT 06492  
Bilbax@snnet.net
- Secretary:** **Diana Ringelheim**  
121 Godfrey Road  
Fairfield, CT 06825  
Diana@Ringelheim.com
- Membership:** **John Neff**  
18 Knollwood Road  
Farmington, CT 06032  
jneff@comcast.net

### Cooperative Extension Center Coordinators (by County):

- Fairfield:** **Sandi Wilson**  
203-207-3262 [Sandra.wilson@uconn.edu](mailto:Sandra.wilson@uconn.edu)
- Fairfield** **Regina Campfield**  
[mastergardener@bartlettbarboretum.org](mailto:mastergardener@bartlettbarboretum.org)
- (Stamford):** **Sarah Bailey**  
203-322-6971 [Sarah.bailey@uconn.edu](mailto:Sarah.bailey@uconn.edu)
- Hartford:** **Pat Eldredge**  
860-570-9010 [Patricia.eldredge@uconn.edu](mailto:Patricia.eldredge@uconn.edu)
- Litchfield:** **John Castagno**  
860-626-6240 [John.castagno@uconn.edu](mailto:John.castagno@uconn.edu)
- Middlesex:** **Mira Schachne**  
860-345-4511 [Mira.schachne@uconn.edu](mailto:Mira.schachne@uconn.edu)
- New Haven:** **Mary Collins**  
203-407-3161 [Mary.collins@uconn.edu](mailto:Mary.collins@uconn.edu)
- New London:** **Kim Kelly**  
860-887-1608 [Kimberly.kelly@uconn.edu](mailto:Kimberly.kelly@uconn.edu)
- Tolland:** **Mary Collins**  
860-870-6934 [Mary.collins@uconn.edu](mailto:Mary.collins@uconn.edu)
- Windham:** **Kim Kelly**  
860-774-9600 [Kimberly.kelly@uconn.edu](mailto:Kimberly.kelly@uconn.edu)

### UConn Home & Garden Education Center:

877-486-6271 [www.cahf.uconn.edu/garden](http://www.cahf.uconn.edu/garden)

### UConn Liaison: Cyndi Wyskiewicz

860-486-6343 education office  
[Cynthia.wyskiewicz@uconn.edu](mailto:Cynthia.wyskiewicz@uconn.edu)

**CMGA website:** [www.ctmga.org](http://www.ctmga.org)  
Webmistress: Amy Talbot

### The Laurel Editor:

Hilary Forsyth [rayhbf@optonline.net](mailto:rayhbf@optonline.net)

## CMGA Business

Dear Master Gardeners,

I would like to thank all of you who attended our Spring Symposium, "It all Begins in the Nursery." It was a huge success. It was your board members who, with a great deal of hard work, were able to make this event so well received.

As you know, our 2007 symposium is going to be all about garden and landscape design. It is my hope that we will concentrate on principles that are both basic and advanced.

Save the date: **Saturday, July 15<sup>th</sup> 2006**. This is the date of our semi-annual membership meeting to be held at the Windham County Extension Center in Brooklyn, CT. With the help of Kim Kelley, coordinator at the Extension Center, we are once again planning to have some great tours of gardens in the region. We are exploring possible visits to Quackin' Grass Nursery, an organic farm owned by Eleanor Proventil, and to Roseland Cottage and Tyron Hill Farms (orchid greenhouses). Once again we will provide a continental breakfast and transportation, with members bringing their own lunch. You will be receiving more information about this wonderful tour as soon as arrangements are finalized.

Amy Talbot is working on redeveloping the CMGA website, [www.ctmga.org](http://www.ctmga.org). If you have a computer, please check it out.

Remember, the Northeast Regional Master Gardener Conference, "Passion for Gardening" is being held from June 5 to 8, 2006 at Newport, RI. Please contact Rosanne Sherry, State Master Gardener Program Coordinator at 1-401-874-2259 if you have any questions.

**Paul Grimmeisen**  
President, CMGA



### Books Wanted!

New and used gardening books to be donated for establishment of a library at Elizabeth Park. Contact Paul Grimmeisen, 860-677-8645, or email [paul24wor@aol.com](mailto:paul24wor@aol.com)

**The Laurel** is published four times a year for members of the Connecticut Master Gardener Association. Please send news, photographs and calendar items by email to Hilary Forsyth at [rayhbf@optonline.net](mailto:rayhbf@optonline.net), or by mail to 94 Birchwood Road, Stamford CT 06907

**Deadline for next issue: July 1st, 2006**



### From the Editor: CMGA Website - [www.ctmga.org](http://www.ctmga.org)

By Hilary Forsyth

Over the past few years, CMGA has been working on getting a viable website up and running. The aim of the website is to provide information about CMGA events, to publicize the Association's monthly Board meetings and plans for future events, and to provide links to sites of interest to Master Gardeners.

For her outreach project as an MG Intern back in 2004, Cathy Slavin undertook the task of setting up the CMGA website. She did a marvelous job, producing an informative and colorful site which was easy to negotiate, even for people like me who were not altogether au fait with websites. As time went by, however, Cathy's own website business picked up; she advised us that while she had enjoyed working with the CMGA, regrettably she no longer had sufficient time to devote to the upkeep of the CMGA website, and would need to hand this duty off to somebody else. We have to thank Cathy so much for initiating this project, and for the excellent work she carried out, despite having so many other commitments in her life.

We are pleased to announce that MG Amy Talbot has agreed to take over the running of the website from Cathy. As this issue of *The Laurel* is going to press, Amy is busy getting the website up-to-date and in good working order.

Amy has so many exciting ideas for the newly-updated website, and has shared some of these with me as she works on this project. As a priority,

she will be regularly updating information on the site. In addition she has plans for several new features, including profiles of CMGA projects, listing of volunteer opportunities by county, back issues of *The Laurel* in color, as well as detailed features on CMGA- and UConn-sponsored events.

Amy says that she has had a great time working on the website thus far. She writes:

"After working in the field of marketing communications for almost 15 years, I'm now home with two small children. I enrolled in the Master Gardener Program in the Haddam office in 2005, because it was a good opportunity to get out of the house (yeah!) and learn more about something that I love to do. Hopefully, it's also a first step towards a new career in landscape design when my kids are a little older.

"Contributing to *The Laurel* and working on the website have allowed me to continue doing some of the things that I miss from my old job, like the writing and the design, and because I have the flexibility to work on them in the evening, I can be more involved in CMGA than my schedule might otherwise permit."

Amy has the talent, expertise and enthusiasm that epitomizes so many Master Gardeners. I look forward to using the CMGA website to keep up to date with gardening events and to read all about the achievements of Master Gardeners around the state.

**CMGA website: [www.ctmga.org](http://www.ctmga.org)**

### The Earth Knows My Name : Food, Culture and Sustainability in the Gardens of Ethnic Americans

By Patricia Klindienst. Certified Master Gardener, scholar and teacher Patricia Klindienst will be lecturing about her new book (book price \$26.95) and signing copies at the following locations:

Date	Location	Details and reservations:
May 3, 2006	New Haven County Extension Center	203-407-3167
May 8, 2006	The Pond House Café, Elizabeth Park	860-231-8823
May 9, 2006	Middlesex County Extension Center, Haddam	860-345-5234
May 23, 2006	The Bartlett Arboretum, Stamford	203-322-6971
May 25, 2006	The Oliver Wolcott Library, Litchfield	860-626-6240

### Outreach opportunities in Hartford

By Debbye Rosen

I am looking for some help with a talk on container gardening and gardening in small spaces. Thursday May 4th, 6PM - 8PM at Goodwin Branch Hartford Public Library, New Britain Avenue, Hartford (across from the old CPTV studios).

Also, the Library just had a facelift inside. Help facelift the outside! I am willing to work with people to design and install some new landscape.

Contact Debbye Rosen at 860-521-0743 or by e-mail at [debbyerosen@sbcglobal.net](mailto:debbyerosen@sbcglobal.net).



## UConn's Master Gardener Program to be on CPTV's *Positively Connecticut!*

By Cyndi Wyskiewicz

MGs should watch CPTV in Mid-June for the airing of a segment on *Positively Connecticut* with Diane Smith.

In April the MG program was approached with the idea of doing a segment about the program that truly is a positive thing in Connecticut. Filming has been done in the New London County class as well as some of the outreach sites at the Mark Twain

House in Hartford, The Horticulture Therapy greenhouse and gardens at Camp Harkness in Waterford, and the Foodshare Garden in Bloomfield.

At press time we don't have an exact date yet for the airing but as soon as we know, it will go on the CMGA and UConn MG websites so everyone can watch. It should be great publicity for our program!

## PLANT A SEED

By Bill Overton

"PLANT A SEED" in the EYES and MIND of a CHILD at the Channel 3 Kid's Camp in Andover, Connecticut by passing on your knowledge about gardening to underprivileged children.

The Camp, founded in 1910, hosts approximately 750 children (120 each week for 1 week) over its 8-week summer session. The Camp's structured program begins after school lets out in mid-June and runs until mid-August.

This is a new opportunity for Connecticut Master Gardeners to pass along their passion for flowers, vegetables, herbs and shrubs to children ages 8 to 12. Many of these children have never seen a garden. As Brooklyn Extension Office Coordinator Kim Kelly says, "What a wonderful chance to have an impact on a child's life".

Gardening assets include a 2,000 square foot fenced garden along with a greenhouse and classroom building. Initial plans call for 2 one-hour hands-on sessions twice each week in the morning, on either Tuesdays and Thursdays or Wednesdays and Fridays. We would like to have a minimum of 2 Master Gardeners at each session to mentor 8 to 12 campers. Staff would include a minimum of 2 at each session. Gardeners need not be teachers; they just need to be passionate about their gardening and willing to pass on their knowledge to children.

The 350-acre facility is located along the rolling hills of the Skungamaug River Valley and serves families across the State - urban, suburban and rural. It is the only overnight camp in Connecticut dedicated to serving the State's underprivileged children.

The camp's summer staff consists of approximately 70 professionals. They are diverse and highly-qualified individuals who come from across America and around the world. The average age of counselors is over 22 years. 70% of the senior staff are experienced teachers. The ratio of counselors to



campers is 3 campers to 1 counselor.

While early in the planning stages, it is hoped that we will be able to tap into the teaching resources of the University of Connecticut to further enhance the children's learning experience.

If you are interested in joining your fellow gardeners in this new venture, please contact any of the following:

Bill Overton at 860-655-9461  
or WMOverton@aol.com

Tolland County Extension Office 860-875-3331.

Please state times and dates you would be available to lend a helping hand to these kids.

**Note:** Since Gardeners will be working directly with children it will be necessary to complete a background check.



## Advanced Master Gardener Courses : Spring/Summer 2006

Date and Time	Location	Class and Instructor
Tuesdays May 2 and May 16, 2006 6PM - 8PM	West Hartford	<b>Garden Design Basics</b> Sarah Bailey
Thursday May 4, 11, 18, 2006 9:30AM - 2:30PM	Auer Farm, Bloomfield	<b>Down to Earth - Sustainable Landscaping</b> Carl Salsedo
Tuesday May 9, 2006 6PM - 8:30PM	West Hartford	<b>Great Plants for the Shade</b> Rita Bond
Tuesday, May 16, 2006 6PM - 8:30PM	West Hartford	<b>East Meets West: Gardens of the Past: Gardens for the Present</b> Rita Bond
Wednesday, May 17, 2006 9:30AM - 12:30PM	Vernon	<b>HOT TOPICS 2006</b>
Thursday May 25, 2006 10:30AM - 12:30PM	Bethel	<b>An Introduction to Wetlands and Vernal Pools of Southern New England</b> Jon Mitchell
Saturday, June 3, 2006 9:30AM - 11:30AM	North Haven	<b>Hunters of the Sky</b> Linda Tomas
Thursday, June 15, 2006 2PM - 4PM	Bethel	<b>Field Botany</b> Bryon Connolly
Saturday, June 17, 2006 9AM - 12PM	Torrington	<b>IPM for Annuals and Perennials</b> Leanne Pundt
Wednesday, July 12, 2006 10AM - 1PM	Brooklyn	<b>Garden Watercolor Basics</b> Jan McCullough
Saturday, July 15, 2006 9:30AM - 11:30AM	North Haven	<b>Growing Carnivorous Plants: Beautiful Monstrosities of Mother Nature</b> Bill Matthews
Saturday, July 15, 2006 10AM - 12PM	UConn Storrs	<b>Butterflies are Best!</b> Rose Hiskes
Tuesday July 18, 2006 1PM - 3PM	Storrs	<b>What's New in Vegetable Varieties</b> Robert Durgy
Saturday July 22, 2006 9:30AM - 11:30AM	North Haven	<b>Iridaceae: Iris To You</b> Ruth Bennett
Thursday, September 7, 2006 9:30AM - 12:30PM	Bethel	<b>HOT TOPICS 2006</b>
Saturday September 9, 2006 11AM - 2:30PM	UConn Storrs	<b>Introduction to the Poisonous and Edible Wild Mushrooms of Connecticut</b> Bill Yule
Monday, September 18, 2006 1PM - 3PM	Bartlett Arboretum, Stamford	<b>Shrubs: Go Native; Go Local</b> Sue Sweeney
Tuesday September 19, 2006 3PM - 5PM	Bethel	<b>A Necessity for Stone: On the Importance of Stonewalls to the Cultural, Ecological and Aesthetic Landscape</b> Robert Thorson
Tuesday, September 19, 2006 6:30PM - 8:30PM	Vernon	<b>The Solar Greenhouse</b> Robert Durgy
Wednesday, September 20, 2006 1PM - 4PM	Vernon	<b>Extending the Herbal Harvest Season</b> Carole Miller

Full details and registration form: [www.ladybug.uconn.edu/mastergardener](http://www.ladybug.uconn.edu/mastergardener)  
Contact Cyndi Wyskiewicz: 1-860-486-6343



## Extension Center Reports and Outreach Opportunities

### Outreach in the Master Gardener Food-share Garden at Auer Farm in Bloomfield

By Cyndi Wyskiewicz

Volunteers are needed for planting days on May 19 and May 20 in the garden at Auer Farm from 9:30AM to 3PM. We will be planting the vegetables in the Foodshare garden and other perennials in the gardens around the farm. After the vegetable garden is planted we will be getting the grounds ready for the MG Summer Tour in June.

We are also looking for donations of perennials for these gardens.

If you would like to volunteer that day or donate any plant material please call the education office at 860-486-6343.

### News from New Haven County Extension

By Mira Schachne, County Coordinator

In this county, things are happily growing in our yards... green things, generally called weeds. These 'weeds' are keeping us busy. Our latest crop of Interns (Class of 2006) is answering phones as part of the in-office component for certification. They are trying to get enough accurate information from homeowners so that correct answers can be given... No, it isn't a clump from outer space, it is wild onion... or violets...or creeping Charlie...

Many have also started outreach projects and are busily putting their newly-found information to use. Quite a few of our group have been able to find projects that focus primarily on information, such as working with inner-city community gardeners and educating them about what will grow in their plots, and how to nurture those plants. Others will be working with youth groups in various schools.

Still others are happily updating our insect collection. We hear cries of "where are the Japanese Beetles when we need them?" And no, no donations needed!

Still others are writing articles, and researching plant information for brochures for fund-raiser plant sales. We always need Certified MGs to write something - only 500 to 750 words are needed. The Laurel always needs articles, too, and your efforts could earn you some outreach hours if your article is printed.

For some of our outreach projects, we had garnered a huge donation of plants. Master Gardeners of New Haven County group formed a caravan of trucks, minivans and station wagons to collect and distribute these. The gardens at the Extension site also benefited from this exercise.

Any New Haven MG who has dropped out of the loop, is invited to call and see how you can get back with our busy group. The magic number is 203-407-3167.

### Outreach Opportunities in Tolland County

By Mary Collins, County Coordinator

#### Tolland County Agricultural Center Ecological Landscaping Demonstration Projects -

Projects include drought-tolerant plantings, a rain garden, wildflower meadow, butterfly garden, pond management & woodland gardens/trails.

Contact: Vivian Felten (860) 688-7725 x120 or email [vivian.felten@usda.gov](mailto:vivian.felten@usda.gov)

#### Children's Garden at the Tolland County Agricultural Center -

a themed organic garden for educational display at the county 4-H Fair in August. Contact Rosemarie Syme at (860) 875-3331 or email [rosemarie.syme@uconn.edu](mailto:rosemarie.syme@uconn.edu)

Proposed Lecture Series at the Tolland County Agricultural Center - if you've always wanted to test the waters by giving a gardening lecture, here's your chance! Depending on response, a series of short lectures (1 or 2 a night) will be offered to the general public on various gardening topics later this summer/fall. If there's a subject you're well versed in, or just want to learn more about and then share it with others, contact Mary Collins, MGPC at the Tolland County MG office - 860-870-6934, or email [mary.collins@uconn.edu](mailto:mary.collins@uconn.edu)

#### Master Gardeners Information Booth at the Coventry Farmers Market,

We were well received last year at this weekly Sunday event held in Coventry, CT. We've been asked to return on the following dates: 11am-2pm Sundays - June 4th, July 2nd, August 6th, September 3rd and October 1st. If you are interested in helping on any of these dates, please contact Gladys France at 860-742-3144.

#### Upcoming Event - Master Gardener Plant

**Sale:** Saturday, June 3, 2006, 9am-1pm at the Tolland County Agricultural Center, 24 Hyde Avenue, Vernon, CT Rain-or-Shine! Great prices on perennials, annuals, shrubs, ground covers, vegetables, house plants and herbs, to mention a few ... along with garden related items, books, information, FREE soil pH testing and more! See you there!

For more information and/or directions, call Mary Collins, MGPC at the Tolland County MG office, telephone 860-870-6934 (leave a message with your name, telephone and mailing address) or email [mary.collins@uconn.edu](mailto:mary.collins@uconn.edu)

### Volunteers Wanted!

Elizabeth Park is desperately in need of volunteers to help maintain the gardens.

If you are able to help, please call Anne Stone at Friends of Elizabeth Park at 860-231-9443, or email [www.elizabethpark.org](http://www.elizabethpark.org)



## Master Gardeners Reach Out

### Master Gardeners Support Camp Harkness Activities



*Master Gardeners (left to right) Charlie Tefft, Maryann Casciano, Richard Palazzo, Jean Coyne, and Norm Ruderman growing plants from seed at the Camp Harkness greenhouse in Waterford, Connecticut.*

*The plants will be used for a fund-raising plant sale at the New London County Extension Office on May 21, 2006, and for gardening activities at Camp Harkness.*

*Charlie Tefft and several other master gardeners and interns support the State of Connecticut Camp Harkness summer programs for handicapped Connecticut residents.*

### Master Gardener Focus Group Plans May Celebration at the New London County Extension Office on May 21, 2006

*Carl Sommer*

The New London County Master Gardener Focus Group is planning a May Celebration open house on **Friday, May 21, 2006** from Noon to 4:00 PM at the New London County Extension Office in Norwich (next to the Three Rivers College).

The open house will have several objectives:

- 1) to celebrate the end of winter and the start of another gardening season,
- 2) to educate visitors about common gardening problems and solutions,
- 3) to provide activities and demonstrations for children to encourage them to become gardeners,
- 4) to introduce visitors to the resources of the UCONN Extension Service, and
- 5) to generate income for Master Gardener projects in the New London County area.

There will be something for everyone! Adults will enjoy a sale of plants, books, gardening supplies,

and raffles with great prizes, and children will have an opportunity to learn more about plants from the Master Gardener displays.

Everyone, both young and old, will learn more about gardening from presentations on: invasive plants, common garden pests, integrated pest management, edible plants, and plant propagation techniques. In addition, the 4H organization will provide information about its agricultural projects, and Master Gardeners will be there to inform visitors about the services provided by the UCONN Extension offices and to help visitors get their gardens off to a good start.

For more information about the open house or to donate to the plant and/or book sale, contact Jay Deming 860-376-3852 /email: yahjay66@yahoo.com or Carl Sommer 860-437-7790, email: sumcmcj@sbcglobal.net.

### Look out for Gypsy Moth caterpillars

It has been reported from Elizabeth Park, Westford, that there is an infestation of gypsy moth egg cases in the rose garden there. Egg cases have been found all over the arches that support climbing roses, as well as on the wooden fence posts surrounding the garden. Egg cases have also been sighted throughout the park, and last year

the caterpillars and their droppings were very evident in the oak grove.

Tom Rathier of the Connecticut Agricultural Experiment Station advised that there are two ways of control: scraping the egg cases off by hand, and spraying with Bt when the caterpillars hatch around mid-May. He will be monitoring other areas around the state that are "hot spots" of infestation.



## 2006 Master Gardener Summer Tour

By Amy Talbot and Diana Ringelheim

This inaugural event, a fundraiser for the UConn Master Gardener Program, showcases the cream of the crop in the capital region. Ticket holders have exclusive access to eight private gardens in Avon, Farmington, Burlington, Bloomfield, and West Hartford; concluding in Elizabeth Park, where the Rose Weekend festivities will be in full swing. With tour booklets and maps in hand, participants can move from one venue to the next at their leisure.

**Prepaid bagged lunch available at Auer Farm, 11:30AM - 1:00PM. Pre-order only : \$10**

Designer Jan Nickel's Avon garden, **Green Dreams**, has been a 25-year work in progress. She has woven unusual perennials, shrubs, and trees into a timeless tapestry that promises four-season color and texture. Travel the twists and turns in her garden path to enjoy the distinct vignettes, enhanced by unique architectural elements and unexpected annuals. Green Dreams has been featured in Women's Day Garden and Deck Design (Fall 2004) and Sydney Eddison's *Gardens to Go!* (2005).

**Jan Nickel** has been a Master Gardener for at least nine years and is also a member of the Mad Gardeners and the Garden Conservancy. The driving force behind her gardening philosophy is to have four seasons of interest, with the result that foliage, bark, stem, and texture become even more important than flowers.

The **4-H Education Center at Auer Farm** is located on 120 acres of farmland in Bloomfield that was once part of the historic Auer Farm, a premiere farm and showplace of Beatrice Fox Auerbach. Many of the gardens have been planted with the assistance of Master Gardeners, and the produce of one garden is grown exclusively for Foodshare recipients. In addition, there are demonstration vegetable, culinary herb, medicinal herb, butterfly, native and perennial flower gardens.

Since hand-clearing their Bloomfield property and building their homes 11 years ago, **Chip Caton and Catherine Lyons** have continued to develop their outside spaces adhering to organic practices. Each of the garden areas started with one or two "rescued" plants and then expanded using a design-as-you-plant approach. They are currently working on a bird and butterfly habitat using native plants.

Starting in 1977, Carl Salsedo has sculpted a series of stonewalled terraces into his hilltop property, which borders 4,000 acres of watershed and state forest in Burlington. The last big change to the **Salsedo Family Garden** came in 1995, with the addition of a pool, post-and-beam gardener's shed, a dwarf conifer collection, a vegetable garden, and a swathe of hardy chrysanthemums.

Nestled on the west-facing slope of Metacomet Ridge in Farmington, the **Gardens at Barberry Lane** cover 1 1/4 acres of terraced slopes and naturalized plantings that are perfectly at home amidst the native woodlands and old stone walls. Eric Jorgenson's deer-resistant hedges provide privacy for his secluded pool and offset the large, semi-wild perennial beds that blossom throughout the summer. Form and function come together beautifully with stone walkways and large boulders providing visual contrast to the varied plantings.



*The koi-filled pond surrounded by lush greenery presents a tranquil scene in AMG Sandy Myhalik's Valley View Gardens*

It was the gorgeous view from 700 feet above the Farmington River that first inspired Sandy Myhalik to build her Farmington home in its breathtaking location. The mountainous terrain made it an especially challenging and rewarding task to transform the plot of deer-riddled raspberry brambles into the **Valley View Gardens** that grace her property today.

**Sandy Myhalik's** gardening activities started in childhood, working alongside her mother. A Master Gardener certificate was earned in 2003 and the Advanced MG awarded in 2005. Her present garden was begun in 1994 and features trees, shrubs, perennials, and annuals, with a special love for peonies and irises. Sandy is a member of the Orchid Society and continues volunteer activities with the Farmington Master Gardeners.



## 2006 Master Gardener Summer Tour

Also in Farmington, the path to **Carol Walter's** front door snakes through a flowering carpet of ornamental thyme and a perennially colorful collection of sedum, lavender, ornamental grasses, and coreopsis 'Moonbeam'. Along the driveway and out into the back are gardens Carol has made in the shade, with a focus on foliage rather than flowering plants. A small pond is home to frogs, koi and other tropical fish, and a lovely gazebo provides a cool place to sit and relax.

Although she had no prior experience with gardening, **Carol Walter** was seriously bitten by the gardening bug when she moved into her present home 10 years ago and became a Master Gardener in 2002. Carol prefers working in a shady location ("it's cooler!") and specializes in woodland and native plants. The Connecticut Horticultural Society is another of Carol's garden affiliations.

Perhaps the largest garden on the Master Gardener Summer Tour is **Elizabeth Park** which incorporates several types of gardens. The Rose Garden is nationally famous and features 15,000 plants of 800 varieties. It is one of only 22 gardens in the United States that test roses for the All-America Selection. The day of our MG Summer Tour is in the middle of Elizabeth Park's annual event, Rose Weekend. This is the highlight of the rose season, and the Rose Garden promises to be spectacular.

There is much more to see at Elizabeth Park: The Rock Garden is serene, subtle and a perfect place to rest. The Perennial Garden features cool colors and warm colors in a design that is large enough to allow that much variety. The Herb Garden has a classic design with dwarf and compact herbs and a multitude of varieties that demonstrate the range of herb plants. And, of course, a separate Annual Garden of exciting colors and plants grown to perfection is the cherry on top of Elizabeth Park and a glorious garden-hopping day.

The **Mayes Garden** in suburban West Hartford has evolved over the last thirty years, from a sunny yard that accommodated four active children in the 1970's to a quiet woodland retreat complete with an adult-friendly rope swing now. Viburnum, astilbe, bergenia, and ligularia and ferns wind all along the shaded contours of the border. Looking to the west, a narrow track of sun allows enough light for a small formal trellised rose and herb garden.

Having grown up on a farm in Vermont, **Marlene Mayes** is a gardening natural who supplemented her inherent knowledge with the Master Gardener Program in 2004 and continues with membership in the Connecticut Horticultural Society. Marlene is also actively involved with the Food Share Program which gathers locally grown produce for distribution in Hartford.



*This gazebo in the Rose Garden at Elizabeth Park affords stunning views over the rose gardens. Arches of pink roses loop over the pathways radiating from the gazebo*

The final event of the day is the Gala Reception to be held at The Pond House Café at Elizabeth Park in Hartford, from 4PM - 6PM.

Join this celebratory event and enjoy cocktails and hors d'oeuvres.

Make your bids in the Reverse Raffle for some of the great prizes on offer.

Space to the gala celebration is limited to 200 people.

Tickets for this year's Master Gardener Summer Tour and Gala Celebration go on sale May 1<sup>st</sup>.

For tickets, visit the UConn Home and Garden Center website at [www.ladybug.uconn.edu/mastergardener](http://www.ladybug.uconn.edu/mastergardener), or call 860-486-6343 for more information.

Tour booklets and tickets to the gala will be mailed after June 1<sup>st</sup>.

In 2007, the Tour hits the shore! If you are a Master Gardener in New London County and would like your garden included on next year's tour, please call the Education Office at 860-486-6343.



## CMGA Annual Symposium XIII : "It All Begins In The Nursery"

Saturday, March 18<sup>th</sup>, the day of the Symposium, was one of those clear, cool March days that signal the end of winter, and the perfect day for an indoor symposium. Sunny enough to make you want to look out the window for signs of the earliest spring flowers; warm enough to obviate any travel problems and difficulties of negotiating icy pathways; cold enough to make you want to spend most of the day inside.

And what better way to spend such a day than with like-minded gardeners, indulging in a horticultural banquet. Top-of-the-line presenters provided the main course: keynote speaker Bill Cullina talking on "Woodland Wildflowers - Jewels of the Forest", and Robert Herman as the closing speaker: "Garden Design and Plant Selection by Habitat". Attendees could choose to attend one talk out of five presentations for morning coffee break, with a similar selection for after-

gether, picked up the table laden with doughnuts and pastries, and moved it farther away from the coffee table to allow the lines to run more smoothly. And they didn't drop a single doughnut in the process!"

Even waiting in line for coffee, MGs were making connections. The low murmur of friends greeting friends quickly rose to a crescendo of friends and fellow gardeners making contact: names called, people introduced, hands waved, hugs exchanged: "Hi! It's so good to see you! Come and meet Jane. She's

just moved to your area, and I am sure she would like to work with you." "I've signed up for the talk about epimediums - which one are you attending?" "I'm going to learn all about Chinese tree peonies. I was really interested in the epimediums, too, but you can't be in one place at the same time. Talk about being spoilt for choice! Let's exchange notes afterwards." The symposium is primarily an opportunity to indulge ourselves in the plant world, but it's also a great place to meet friends, old and new. The meeting of like minds is not restricted to attendees at the symposium. Besides the 13 speakers who gave their presentations during the day, the symposium hosted 17 vendors and 11 plant societies. Several



***There was constant activity at the Silent Auction.***

***MGs had a hard time trying to choose from the many items on offer, only to make their selection, put in their bid, and then find that somebody had offered more!***

noon tea. Then there were the side dishes offered by vendors of gardening goods, the silent auction buffet, and dessert with the state's prominent plant societies. The CMGA Symposium was indeed a feast to celebrate the last days of winter!

Registration for the symposium started at 8:30 AM, and people streamed in through the doors. First stop: check in at the registration table and receive your nametag and program for the day. Second stop: join the already long line for coffee and juice, doughnuts and pastries. John Carlson, CMGA Board member in charge of set-up at the MCC, commented afterwards that there had been more of a backlog at the coffee tables than he had anticipated: "I was amazed", John said. "Several people simply got to-

gether, picked up the table laden with doughnuts and pastries, and moved it farther away from the coffee table to allow the lines to run more smoothly. And they didn't drop a single doughnut in the process!"

Even waiting in line for coffee, MGs were making connections. The low murmur of friends greeting friends quickly rose to a crescendo of friends and fellow gardeners making contact: names called, people introduced, hands waved, hugs exchanged: "Hi! It's so good to see you! Come and meet Jane. She's just moved to your area, and I am sure she would like to work with you." "I've signed up for the talk about epimediums - which one are you attending?" "I'm going to learn all about Chinese tree peonies. I was really interested in the epimediums, too, but you can't be in one place at the same time. Talk about being spoilt for choice! Let's exchange notes afterwards." The symposium is primarily an opportunity to indulge ourselves in the plant world, but it's also a great place to meet friends, old and new. The meeting of like minds is not restricted to attendees at the symposium. Besides the 13 speakers who gave their presentations during the day, the symposium hosted 17 vendors and 11 plant societies. Several of the speakers at the symposium chose to spend the whole day at the event, sitting in on the talks given by other presenters, meeting the attendees, and talking to the vendors. The symposium was the perfect place to gather and connect, a focal point in the Connecticut horticultural world.



## CMGA Annual Symposium XIII : "It All Begins In The Nursery"

frenzied! Finally, the winners were declared, and the victors bore their prizes home with pleased smiles. All of the items on auction had been donated, and the event netted \$2,000 for the MG Program. A winning situation all round!

Another busy area down on the main floor was the sale table for CMGA logo items, where Barbara Duffy, Amy Talbot and Lois (our own Cyndi Wy-skiewicz's mother) had their work cut out for them. The tote bags, T-shirts, hats, shirts, vests, and sweatshirts - all high-quality merchandise, specially selected by Barbara Duffy and Billy Baxter - sold at a brisk pace. "I worked hard, and I'm proud to be a Master Gardener; why don't I treat myself to a new

*CMGA logo items were much in demand.*

*(Above right): Amy Talbot and Barbara Duffy still found time to smile*

*(Right): Will this fit? Lois considers, while John Neff looks on*

*(Below): Amy helps another satisfied customer.*



MG shirt? It's all in a good cause!" Sale of logo items raised some \$2,300.

Sales of tickets to the capacity crowd of 400 raised the bulk of the funds at this event. What happens to these funds? The aim of CMGA is to support the Master Gardener Program and to provide means by which MG graduates can extend and disseminate their knowledge of gardening and related topics, and most of the funds raised are used for these purposes. The balance goes towards projects designed to keep Master Gardeners connected, such as this quarterly newsletter, the CMGA website, the semi-annual membership meetings, and next year's symposium. What better way to give back to the program that has given us so much as Master Gardeners?



*The photo competition attracted many entries, and again CMGA was grateful to have Bob Leavitt and Mary Ellen Robinson judge the entries.*  
*Above: John Neff with his "Best of Show" photo entry*



## Master Gardeners Reach Out

### Bartlett MGs Give Adult Education Gardening Classes

By Gregory J. Moonie (Class of 2005)

Master Gardeners from the Stamford Class of 2005 have just completed a community educational outreach project for the Continuing and Adult Education program at Westhill High School in Stamford. Taught for 2 hours each night, on 3 consecutive Wednesdays in March 2006, and titled "Gardening 101 with the Master Gardeners," the lecture series covered the basics of gardening.

It has been the aim of Regina Campfield, MG Coordinator at the Bartlett, to have Master Gardeners present educational programs to the public. Serendipitously, early last December Fran Dubicki and Maureen Shannon (new 2005 MG graduates) were in Regina's office discussing possible Advanced Master Gardener outreach projects when the phone rang with a frantic plea from Stamford Adult Education for a gardening class. Fran and Maureen quickly realized that this project would be an excellent way to maintain the friendships among classmates, as well as fulfilling public educational commitments as Certified Master Gardeners.

Starting in mid-December, a group of classmates from the 2005 MG class met to strategize about how best to structure the presentations, narrowing the scope to 6 broad topics, with each topic being covered in one hour by a separate MG. This format, with the different personalities and teaching methods of the lecturers, made for a more interesting presentation. Each of the MGs in the group attended all 3 sessions, both for moral support but also to chime in with additional pointers. This chatty back-and-forth made for a more informal atmosphere that encouraged student input.

We decided to aim the presentation to people relatively new to gardening rather than to the experienced amateur, but not to shy too much away from getting into technical details when appropriate; this proved prescient, as the class attendees exactly matched that profile.

John Costa opened the series covering botany and plant physiology, using overhead projector transparencies to illustrate his talk. Maureen Shannon gave the next lecture on proper site and plant

selection ("Right Place, Right Plant"). Maureen managed to improvise by using the screen of her laptop computer to display her Power Point presentation, when the Bartlett's famously fickle LCD projector took the night off.

In the second week, Sally Tepas lectured on soil, based on research she and fellow MG Fran Dubicki had carried out. Sally discussed the purposes and physical characteristics of soil. Fran had brought in samples of sandy, silty and clay soils, and a sample of good, friable sandy loam for the students to get a "hands-on" experience. Greg Moonie gave a Power Point slide presentation on preparation of garden beds, the essentials of soil improvement, fertilization, mulching and composting (this time the LCD worked fine!).

On the last night, Ros Brady and Sally Tepas lectured on plant pathology. They stayed away from the technical science, focusing on more common pests and diseases that the home gardener might find, and covering the elements of IPM. Ros gave a Power Point slide presentation, while Sally had specific samples to share with the students. We then opened up the class to a Q & A session on maintenance, with each of us chipping in with ideas on watering, weeding, pruning and planting techniques. We were very fortunate to have had the sage input also of Regina Campfield and Advanced Master Gardeners Hilary Forsyth and Lesley Gehr.

Each of the lectures had course outlines for the students to follow and detailed handouts, including several from UConn's Home & Garden Education Center. We took the opportunity of introducing the students to the diagnostic services done at the various county cooperative extension offices (at the Bartlett we call it Plant Clinic).

The students were extremely appreciative of the lecture series, and Stamford Adult Ed. has asked us to come back next Spring. We look forward to "taking the show on the road" to neighboring communities and the Bartlett as part of a regular educational outreach program.

*"The voyage of discovery is not in seeking new landscapes  
but in having new eyes."*

*- Marcel Proust*



## Master Gardeners Reach Out

### Shoreline Soup Kitchens

By Claudia Van Nes (Class of 1996)

When an Essex minister 17 years ago organized a free supper in her church for people without enough money to make ends meet, the idea was greeted with disbelief. People living in the generally affluent communities clustered around the mouth of the Connecticut River didn't need a hand-out, skeptics said.

They did. The Shoreline Soup Kitchens and Pantries was born and unfortunately more than proves its worth for the less fortunate residents of 10 or so neighboring communities from Madison to East Lyme and up the River through Chester. The organization's backbone is the area churches where meals are now served each night, grocery distributions are scheduled twice a week, a heat n' eat program takes place and where the vegetable garden is tended.

All the programs, which served 3200 clients last year, need volunteer help, but it's the vegetable garden that would probably interest master gardeners the most.

This venture was started in the spring of 2003 by a small group and has grown - as has the garden - to include a loosely organized contingent of volunteers, some of whom are master gardeners, some just gardening enthusiasts, and others whose digging and hauling days are behind them.



**See what volunteers can do! A lush corner of the Shoreline Soup Kitchen Vegetable Garden, filled with a variety of vegetable crops ready for harvesting**

The fenced-in garden covers about a quarter of an acre and was created by plowing under a section of underbrush, weeds and saplings behind Grace Episcopal Church at 336 Main Street in Old Saybrook.

We work on Tuesday and Saturday mornings to correspond with the grocery distribution; we pack up what we harvest and deliver it in time for the recipients to get fresh produce. Last year, we provided 14,000 pounds of vegetables to the Shoreline Soup

Kitchens; some of which was contributed by gardeners who bring their excess bounty to us to add to our yield.

Fresh vegetables are especially needed by soup kitchens because purchasing them is expensive and the fragility is a problem so the tomatoes etc. we provide are particularly welcomed and needed by the clients.

Our garden has evolved, but our philosophy remains the same: growing as much as we can of what the users want the most. Surveys at the distribution sites to determine which vegetables are more popular have curtailed some of our desires to grow what we think people ought to be eating - i.e. Swiss chard - but this has been a valuable lesson. Because of our goals, we've also resorted to a limited IPM approach although most of us are organic gardeners at home.

Aside from providing essential food to less fortunate people, we have found our decision-making method of group discussion and consensus by many strong-minded men and women both dynamic and fascinating. And, working in this garden is hands down the best way to learn vegetable gardening - and gardening in general, for that matter. If you want input on what's making those tiny holes in some leaf or other, you'll get it. In this garden, that's for sure.

We have been fortunate in getting free compost delivered from the town of Old Saybrook, some start-up money from area garden clubs, a \$500 gift from Gardener's Supply, a \$500 grant from the Federated Garden Clubs, a donated irrigation system and free seeds from Hart. So, it's not money we need but volunteers including those who can only sit and sort; it's a good opportunity for gardeners past their prime and we need their experience.

No-one signs up to work on a particular day; it's a drop-in situation, and most of the master gardeners who've come to do their hours stick around. So, we'd love to hear from new and old master gardeners. We'd also more than welcome produce you've grown at home and bring to us to add to the larder.

Please email [claudiavannes@aol.com](mailto:claudiavannes@aol.com) or call 860-526-3459. Web site: [www.shorelinesoupkitchens.org](http://www.shorelinesoupkitchens.org) - click on "how can you help us."

Hope to see you in the garden! Drop by any Tuesday or Saturday morning.



**Volunteers of all ages are welcome at the garden**



## The Ritual

By Bob Bartram, MG 2005

From the first time I can remember having to cut the grass for my father, I always knew that the more fertilizer we used, the better and the nicer our lawn would be. And - though I don't think I made the connection those many years ago - the more grass I had to cut.

Fertilizer was good, everybody used it, and you always used the whole bag. You needed at least a whole bag or sometimes even two because half of it ended up on the driveway or in small volcano-like clumps on the lawn. The excess fertilizer was no problem: Dad said to just wash it off the driveway into the street with the hose; and those volcanoes on the lawn, well, we'd spread those out by just kicking them over with our boots. We had a system and it worked just fine.

Now, even though I was cutting the lawn more and more after fertilizing, I don't ever remember admiring it, and I don't ever remember thinking, wow, that lawn sure looks great. I don't think I really even cared what the lawn looked like. It was expected of us, yes, expected that each year we would participate in the fertilizer ritual; we did it and we loved it. We were men, or at least my father was, and if he accepted and reveled in the fertilizer ritual, that was good enough for me. At eight years old, the fertilizer ritual was a part of me; I was hooked and I never looked back.

Twenty years later when I had a home of my own, my first priority, after making that unbearable mortgage payment, was to have the nicest lawn on the block. I knew my yard would be the best because I was part of the ritual. I knew the secret: the more fertilizer the better.

Besides, it wasn't like I had to go it alone; all the fertilizer companies were on my side. Not only did they have all kinds of new fertilizers, weed killers and grub controllers: they had really done their homework and now they offered up the lawn care panaceas of two-step plans, three-step programs and four-step systems. And best of all, their products came with loads of details, plus how-to hints, all kinds of numbers, codes and extensive directions, not to mention warnings. Some even had small books and toll-free numbers to call for even more directions and special situations: don't spread fertilizer in the heat of the day, don't spread if it's too windy, spread just before it rains or just after, use this spread number with that kind of spreader.

All of this was no problem for me because I'd been doing this for years, I was part of the ritual, I knew the secret, and now I'm going to share it with you: always use a lot of fertilizer and, no matter what the bag says, always, always spread it on Saturday. They made it easy and it was impossible for me to go wrong.

Then on Tuesday, March 22, 2005, it was over, it all ended, the bliss was gone. The ritual was mean-

ingless, but the numbers on the bag weren't. Saturdays would never be the same.

That day I listened to Karen Filchak and Dr Karl Guillard speak about Sustainable Lawns at the Toland County Extension Center. Between references to extractable soil potassium levels, clipping dry matter yield and tissue concentration response, there was a message that came through loud and clear. Nitrogen, the star of my ritual, the heart of my secret, is the number one nutrient pollutant of drinking water wells and of rivers and streams that enter Long Island Sound. My well, my river, my Long Island Sound. Karen and Karl had the facts and, more importantly, they had the answers.

What could I do, how could I help? After all, dealing with dead floating fish and contaminated family wells was one thing indeed, but the possible loss of my fresh local oysters on the half shell was a sneak attack that had to be dealt with!

That's how it happened, just like that. In an instant I became a turf management enthusiast. I began to read everything I could on fertilizers, nutrient pollution, pesticide use, nitrogen and phosphorus, surface runoff, resident practices, and pre-emergent herbicides. Non-point source pollution became my mantra.

It was a lot to take in and process in such a short time but the solution was simple. New types of turf, great green beautiful turf that hardly required any fertilizer and no extra watering - a dream come true! And they wanted people from around the State, Master Gardeners and MG Interns, to get involved and spread the word, and that's what we did.

We now have a new but beautiful Sustainable Lawn demonstration site at the Bartlett Arboretum in Stamford. It consists of a 30' x 30' plot layout that features three different turf grass blends and three different levels of nitrogen applications that, in total, demonstrate nine different turf and fertilizer alternatives to the homeowner or developer. Best of all, all of the choices offered feature reduced or eliminated fertilizer and pesticide use, and eliminate any extra watering requirements.

We're proud of what we've accomplished thus far but it's only just the start. Our plans this year are to monitor the demonstration site and apply the first of two reduced-nitrogen feedings to two sections of the plot and, of course, pull any weeds that appear. We'll also be developing signage that explains the site and we'll be looking for more Master Gardeners and interns to help with outreach mechanisms such as exhibits, programs and lectures. Our ultimate goal is two-fold: first we want to bring to the public the concept that creating and maintaining a beautiful, green, healthy lawn can be accomplished in a safe, economically and environmentally friendly manner; and secondly, of course, there are the oysters.





## The Laurel Calendar

Date and Time	Event, Location, Contacts
May 3, 2006 10AM	<b>Shade Gardening, Emphasis on Dry Shade</b> with Michael Ruggiero @ Garden Education Center, Greenwich. Register: 203-869-9242
May 6, 2006 9:30AM - 3:30PM	<b>45th Annual May Gardeners Market</b> @ Garden Education Center, Greenwich. Information: 203-869-9242
May 7, 2006 10AM - 4PM	<b>"Chartreuse: Light up your Garden"</b> . 8th Annual Garden Market, New Canaan Nature Center, 144 Denoke Ridge, New Canaan, CT 06840. <a href="http://www.NewCanaanNature.org">www.NewCanaanNature.org</a> , 203-966-9577
May 9, 2006 10AM - 2:30PM	<b>Garden Design for Beginners Workshop</b> . NYBG Adult Horticulture Class presented by Melanie Menachem-Riggs @ New Canaan Nature Center. Register: 800-322-6924/ <a href="http://www.NewCanaanNature.org">www.NewCanaanNature.org</a>
May 13, 2006 10AM - 3PM	<b>Bartlett Arboretum &amp; Gardens Annual Spring Plant Sale</b> . Member preview 8:30AM. 203-322-6971, <a href="http://www.bartlettarboretum.org">www.bartlettarboretum.org</a>
May 18, 2006 8PM	<b>Falling off the cutting edge: New &amp; Exciting Perennials for Northern Gardens</b> , by Tony Avent (Plant Delights Nursery) @ Emanuel Synagogue, West Hartford, CT. Info: 860-529-8713 or <a href="http://www.cthort.org">www.cthort.org</a> .
May 20, 2006 10AM - 2PM	<b>Combined Plant/Flower Sale</b> , Information Center, Elizabeth Park, Hartford, CT. Friends of Elizabeth Park, Dahlia Society, Iris Society, Herb Society. 860-231-9443 or <a href="http://www.elizabethpark.org">www.elizabethpark.org</a>
May 20, 2006 9AM - 2PM	<b>Simsbury Garden Club Annual Plant Sale</b> @ Apple Barn, 60 Old Farms Road, West Simsbury, CT 06092. Info: 653-9832, <a href="mailto:fchagh@aol.com">fchagh@aol.com</a>
May 20, 2006 10AM - 3PM	<b>Trade Secrets</b> , a rare plant and garden antiques show @ Lion Rock Farm, Sharon, CT. Info 860-364-1080, <a href="http://www.tradesecretsct.com">www.tradesecretsct.com</a>
May 21, 2006 12PM - 4PM	<b>New London County MGs May Celebration</b> @ New London County Extension Office, Norwich (next to Three Rivers College). Contact Jay Deming 860-376-3552, <a href="mailto:yahjay66@yahoo.com">yahjay66@yahoo.com</a>
May 31, 2006 7:30AM	<b>The Irresistible Iris</b> Connecticut Horticultural Society tour of Marcia Kindmann's Iris garden in Gullford, plus visit to Twombly Nursery in Munroe. Charge. <a href="http://www.cthort.org">www.cthort.org</a> , 860-529-8713
June 3, 2006 12PM - 5PM	Plant Exhibit & Show, CT Chapter, <b>North American Rock Garden Society</b> @ Pond House, Elizabeth Park. Joint meeting with Rhododendron Society & Iris Society. <a href="http://www.narogs.org/meet/chap_ct.html">www.narogs.org/meet/chap_ct.html</a>
June 3, 2006 12PM - 4PM	<b>Connecticut Trails Day &amp; Farmington Gardens Tour</b> @ Hill-Stead Museum, Farmington, CT. <a href="http://www.hillstead.org/activities/calendar.html">www.hillstead.org/activities/calendar.html</a>
June 3, 2006 9AM - 4PM	<b>HerbFest 2006</b> sponsored by Connecticut Herb Association, Inc. Admission charge, Hourly workshops, weedwalks, demonstrations. Info: 860-742-8239, <a href="http://www.topmostherbfarm.com">www.topmostherbfarm.com</a>
June 3, 2006 9AM - 1PM	<b>National Trails Day Hike</b> . The Nature Conservancy's Devil's Den Preserve, Weston, CT. Register with New Canaan Nature Center 203-966-9577, <a href="http://www.NewCanaanNature.org/devils_den">www.NewCanaanNature.org/devils_den</a>
June 4, 2006 6PM	<b>CT Rose Society</b> Meeting @ Pond House, Elizabeth Park, Hartford, CT. <a href="http://www.elizabethpark.org">www.elizabethpark.org</a>
June 5-8, 2006	<b>2006 Northeast Regional Master Gardener Conference—"Passion for Gardening"</b> @ University of Rhode Island, Newport, RI. Contact: 401-874-2900 or <a href="http://www.passionforgardening.com">www.passionforgardening.com</a>
June 10, 2006 9AM - 2PM	Series III: <b>Wildlife in Your Garden</b> —Knowledge to Grow on Education Series @ Auer Farm, Bloomfield, CT. Bring a bag lunch. Info: 877-486-6271, <a href="http://www.ladybug.uconn.edu">www.ladybug.uconn.edu</a>
June 11, 2006 10AM - 4PM	<b>Pathways and Blooms - a South Windsor Garden Tour</b> . Co-sponsored by the Down To Earth Garden Club and the Wood Memorial Library. For info call Wood Library at 860-289-1783
June 11, 2006 1PM - 4PM	<b>Discovering Ferns</b> New England Wildflower Society program by Bryan Connolly @ Yale Peabody Museum, New Haven, CT. Register: 508-877-7630, Ext. 3303. Info: <a href="http://www.newfs.org">www.newfs.org</a>
June 19, 2006, 6PM	<b>Bonsai Society</b> Meeting @ Pond House, Elizabeth Park, Hartford, CT. <a href="http://www.elizabethpark.org">www.elizabethpark.org</a>
June 23-25, 2006	<b>Rose Weekend at Elizabeth Park</b> , Hartford, CT. Multiple events during each day. Visit: <a href="http://www.elizabethpark.org">www.elizabethpark.org</a> . For more information see article in this newsletter.
June 24, 2006 10AM - 4PM	<b>Master Gardener 2006 Summer Tour</b> —Greater Hartford. Fund-raiser for UConn Master Gardener program. Registration opens May 1. Info: 860-486-6343, <a href="http://www.ladybug.uconn.edu">www.ladybug.uconn.edu</a>
July 8, 2006 10AM - 3PM	<b>Plant Communities</b> New England Wildflower Society program by Ted Eliman @ White Memorial Conservation Center, Litchfield, CT. Register: 508-877-7630, Ext. 3303. Info: <a href="http://www.newfs.org">www.newfs.org</a>
July 15, 2006 9:30AM - 12:30PM	<b>Natural Landscaping Principles in Practice</b> . NEWFS program by Michael Nadeau @ Middlebury, CT. Register: Register: 508-877-7630, Ext. 3303. Info: <a href="http://www.newfs.org">www.newfs.org</a>




# The Laurel

**CMGA**

c/o John Neff  
18 Knollwood Road  
Farmington, CT 06032



06825X2626 C041



## **SAVE THE DATE!**

**June 24, 2006**

**Master Gardener 2006 Summer Tour  
and Gala Celebration**

*Fundraiser for the UConn Master Gardener Program*

See inside for details of all the glorious gardens on the tour

**July 15, 2006**

**CMGA semi-annual membership meeting  
Windham County Extension Center**

**August 2, 2006**

**Plant Science Day**

Connecticut Agricultural Experiment Station  
@ Lockwood Farm, 890 Evergreen Avenue, Hamden, CT.  
For Information: [www.caes.state.ct.us/Events](http://www.caes.state.ct.us/Events)

**Also inside: A complete listing of all the AMG Courses for Spring/Summer 2006**



Connecticut Master Gardener Association

# The *Laurel*

August, 2006

Volume 19, No. 3



## **2006 Master Gardener Summer Tour and Gala Celebration**

*By Cyndi Wyskiewicz - State Master Gardener Program Coordinator*

The First Annual Master Gardeners Tour and Gala reception was held on Saturday, June 24, 2006 under cloudy skies. Despite the gray day and a few raindrops, we sold 200 tickets for the tour and another 50 tickets for the Gala reception. We were able to raise over \$4,000 from the tour to support our Connecticut Extension MG program.

Each garden was unique, offering visitors a chance to explore different gardening approaches and views. After the tour, we all had a great time at the Pond House Café in West Hartford, where the hors d'oeuvres were tasty and everyone had fun with the reverse raffle. The grand prize of the 5-course tasting menu with selected wines for 10 at the Pond House Café was won by Chip Caton and Catherine

Lyons, whose Bloomfield garden was on the tour this year.

Thanks to the CMGA for co-sponsoring the tour, and all of the Tour Hosts who graciously opened up their gardens to us. We appreciate the MG intern volunteers and County MG coordinators who helped us at the gardens and all of the ad sponsors for their support. A special thanks to the tour committee, Louis Lista, Jan Boyle, Harry Reynolds III, Sarah Bailey and Kim Kelly for all their hard work and planning. It was a huge success! Thanks to everyone who supported the tour; we look forward to seeing you next year in the MG gardens of New London County.



*Beautiful gardens are just as lovely in the rain!  
A peaceful corner in Sandy Myhalik's Valley View Gardens in Farmington  
invites the visitor to sit and relax for a while.*



- President:** **Paul Grimmeisen**  
24 White Oak Road  
Farmington, CT 06032  
860-677-8645  
paul24wbr@aol.com
- Vice-President:** **Carol Quish**  
89 Cedar Ridge Terrace  
Glastonbury, CT 06033  
Quishfam@cox.net
- Treasurer:** **Billy Baxter**  
293 South Orchard Street  
Wallingford, CT 06492  
Bilbax@snet.net
- Secretary:** **Diana Ringelheim**  
121 Godfrey Road  
Fairfield, CT 06825  
Diana@Ringelheim.com
- Membership:** **John Neff**  
18 Knollwood Road  
Farmington, CT 06032  
jrneff@comcast.net

**Cooperative Extension Center Coordinators (by County):**

- Fairfield:** **Sandi Wilson**  
203-207-3262 [Sandra.wilson@uconn.edu](mailto:Sandra.wilson@uconn.edu)
- Fairfield (Stamford):** **Regina Campfield**  
[mastergardener@bartlettarboretum.org](mailto:mastergardener@bartlettarboretum.org)  
203-322-6971
- Hartford:** **Sarah Bailey**  
[Sarah.bailey@uconn.edu](mailto:Sarah.bailey@uconn.edu)  
860-570-9010
- Litchfield:** **Pat Eldredge**  
[Patricia.eldredge@uconn.edu](mailto:Patricia.eldredge@uconn.edu)  
860-626-6240
- Middlesex:** **John Castagno**  
[John.castagno@uconn.edu](mailto:John.castagno@uconn.edu)  
860-345-4511
- New Haven:** **Mira Schachne**  
[Mira.schachne@uconn.edu](mailto:Mira.schachne@uconn.edu)  
203-407-3161
- New London:** **Susan Munger**  
[Susan.munger@uconn.edu](mailto:Susan.munger@uconn.edu)  
860-885-2823
- Tolland:** **Mary Collins**  
[Mary.collins@uconn.edu](mailto:Mary.collins@uconn.edu)  
860-870-6934
- Windham:** **Kim Kelly**  
[Kimberly.kelly@uconn.edu](mailto:Kimberly.kelly@uconn.edu)  
860-776-9600

**UConn Home & Garden**

**Education Center:**  
877-486-6271 [www.cnrr.uconn.edu/garden](http://www.cnrr.uconn.edu/garden)

**UConn Liaison:**

**Cyndi Wyskiewicz**  
860-486-6343 education office  
[Cynthia.wyskiewicz@uconn.edu](mailto:Cynthia.wyskiewicz@uconn.edu)

**CMGA website:** [www.ctmga.org](http://www.ctmga.org)

**The Laurel Editor:**

**Hilary Forsyth** [rayhbf@optonline.net](mailto:rayhbf@optonline.net)

Dear Master Gardeners,

Greetings to you all: We have had a busy summer with lots of activities happening in your association. This past weekend, July 15<sup>th</sup>, we had our semiannual meeting at the Extension Center in Brooklyn, CT. We had over 60 people in attendance. The morning began with a Continental breakfast followed by a bus trip to 2 very beautiful, yet different gardens. Westminster Gardens was our first stop. This is a 5 acre garden, maintained by Eleanor Cote and Adrian Hartt, which consisted of an extensive shade garden, with over 750 hostas, all labeled, as well as an Oriental garden, daylily garden and many other gardens. The second garden, Roseland Cottage, was a historic garden, where the boxwood and trees were planted in the 1840's. At this time the Gothic Revival architecture of this National Historic Home was the central theme in creating the gardens as viewed from the windows in the house.

The Master Gardeners are now in charge of the volunteers at the Elizabeth Rose Gardens. There are over 250 volunteers. We have been active in planting gardens at the Boys and Girls Club in Hartford, where recently the children planted over 200 flowering vincas. Bill Overton is heading up a mini master gardener program at Channel 3 Summer camp. Large food share gardens at the Auer Farm in Bloomfield and in Brooklyn have been very productive for providing food for the poor.

We have also started working on our upcoming Spring Symposium, Garden Design. If you have any recommendations for speakers, please contact Marge Bingham.

Sincerely yours,  
*Paul Grimmeisen*  
**CMGA President**

**Inside this issue:**

	<b>Page No.</b>
NE Regional Conference report.....	3
AMG Summer classes .....	3
Happenings at the H&G Education Center.....	4
News from the Extension Centers.....	5
Plantastic Science.....	6
Bethel Garden Fair .....	7
Master Gardener Summer Tour photos .....	8
Master Gardeners Reach Out .....	11
A Tribute to Fred McGourty.....	12
Reports on some recent AMG Classes .....	13
The Laurel Calendar.....	15

**Erratum . . .**

Tolland MG Intern Susan Yelle has asked us to note that she was incorrectly listed in the 2006 CMGA Membership Directory under the name Susan Ward.

**The Laurel** is published four times a year for members of the Connecticut Master Gardener Association. Please send news, photographs and calendar items by email to Hilary Forsyth at [rayhbf@optonline.net](mailto:rayhbf@optonline.net), or by mail to 94 Birchwood Road, Stamford CT 06907

**Deadline for the November issue: October 1st, 2006**



## Northeast Regional Master Gardener Conference - Rhode Island

By Marie Dube

Eleven Master Gardeners from Connecticut attended the 2006 New England Regional Master Gardener Conference in Newport, Rhode Island. Altogether there were over 400 attendees at the conference, which was held from 5 - 8 June.

The Rhode Island Master Gardener volunteers worked tirelessly and cheerfully to make a very well-organized event run without any hitches. This despite the Nor'easter that greeted us on the second morning of the conference, which meant that all the vendors had to be moved from an outside tent to inside an entrance hall.

The keynote speaker at the conference on Tuesday, 6th June was Helen Dillon, who showed slides of her gardens before and after several massive replanting projects. The feature speaker on Wednesday, June 7th, was Louis Raymond, whose talk on Annuals was also a history lesson on gardening and women.

I overheard one MG say that Sydney Eddison's presentation on 'Containers to Go' was the best presentation on Containers that she had ever attended.

Dr Leonard Perry's presentation on New and Underutilized Hardy Perennials was specific to plants that performed well in our New England climate. The Digital Photography workshop was a lesson in com-



*Enjoying dinner at the Northeast Regional MG Conference in Rhode Island are, from left, Lois (Cyndi's mother), Marie Dube, Cyndi Wyskiewicz, Pamela Weil, Lisa Vaughn, Donna Gagnon, Paul Grimmeisen, Lesley Gehr, Donna Katsuranis. John Neff took the photograph. Also attending the Conference were CT Master Gardeners Ellen Morse and Teddi Therkildsen*

posing good pictures as well as understanding how the digital camera works.

The Rhode Island Master Gardeners were always gracious and smiling and presented a great conference. I was fortunate to win a table centerpiece - a beautiful herb garden in a large clay pot.

### Advanced Master Gardener Courses : Summer 2006

Date and Time	Location	Class and Instructor
Thursday, September 7, 2006 9:30AM - 12:30PM	Bethel	<b>HOT TOPICS 2006</b>
Saturday September 9, 2006 11AM - 2:30PM	UConn Storrs	<b>Introduction to the Poisonous and Edible Wild Mushrooms of Connecticut</b> Bill Yule
Monday, September 18, 2006 1PM - 3PM	Bartlett Arboretum, Stamford	<b>Shrubs: Go Native; Go Local</b> Sue Sweeney
Tuesday September 19, 2006 3PM - 5PM	Bethel	<b>A Necessity for Stone: On the Importance of Stonewalls to the Cultural, Ecological and Aesthetic Landscape</b> Robert Thorson
Tuesday, September 19, 2006 6:30PM - 8:30PM	Vernon	<b>The Solar Greenhouse</b> Robert Durgy
Wednesday, September 20, 2006 1PM - 4PM	Vernon	<b>Extending the Herbal Harvest Season</b> Carole Miller

Full details and registration form: [www.ladybug.uconn.edu/mastergardener](http://www.ladybug.uconn.edu/mastergardener)  
Contact Cyndi Wyskiewicz: 1-860-486-6343



## Happenings at the UConn Home and Garden Education Center

From Carol Quish, Program Aide and AMG

The UConn Home and Garden Education Center has been an active place this spring. We had a relatively mild winter, giving insects an easier time of over-wintering survival. Some insect numbers appear to be higher in certain areas.

The lily leaf beetle is back in the same areas as last year. Massachusetts is seeing this new pest more so than Connecticut. Hand picking the egg, larva and adult stages on a daily basis will control their numbers.



**The adult lily leaf beetle is about one-third of an inch long, and a bright, shiny red in color**

Look for a bumper crop of moths from the tent caterpillars and gypsy moths. The southern part of the state and areas around Haddam have reported large numbers of caterpillars and increased damage from their feeding. The good news is a naturally occurring virus and fungus that attacks the gypsy moth is killing off the caterpillar stage before it reaches adulthood and its ability to reproduce. So nature's checks and balances are working without human intervention.

The recent and continuous rainfall has unfortunately been great for fungal disease. Lawns have been suffering with red thread and pink patch. Typically these two fungal diseases prefer a lawn lacking in nitrogen. Do not mow when wet to prevent spreading fungal spores to new areas. Rake up dead areas and reseed. A soil test will indicate nutrients present and pH level. Recommendations will be sent with the soil test results for possible lime and fertilizer applications.

And from Rob Durgy, Horticultural Diagnostician, UConn Home & Garden Center:

Leaf spot disease has been occurring on several types of trees. Anthracnose on maples is common this season. Nothing can be done to make much of a difference, however, because the prevalence of the fungus is purely weather-related. The more wet, hot and humid the weather, the better the fungi like it! The month of June provided the perfect environment for fungus of all types to flourish.

Expect Pythium and Brown Patch (*Rhizoctonia*) in lawns - the hot, humid weather is exactly what these two fungi like. It is important to get this diagnosis right because there is only one fungicide that works on both and it is very expensive. These diseases are made worse with excessive nitrogen fertilizer, thatch and moisture. Encourage cultural practices: plant resistant varieties, increase air flow, increase sunlight penetration, reduce watering or water in the morning.

Speaking of lawns - many people have called the Home and Garden Education Center complaining about their yellow lawn. Lack of nitrogen has been a common occurrence this summer due to all the rain. Most nitrogen fertilizers are soluble in water and will leach out of the root zone with only a few inches of rainfall. Still, we should be encouraging people to avoid soluble nitrogen fertilizers for the reasons mentioned above and because the salts in these fertilizers can cause a damaging burn when temperatures are high. If people really want to fertilize their lawns, they should be encouraged to use organic fertilizers or fertilizers that are fifty percent slow-release nitrogen.

877-486-6271

[Robert.Durgy@Uconn.edu](mailto:Robert.Durgy@Uconn.edu)

## Volunteer Help Wanted in creating a Master Gardener List Serve!

By Cyndi Wyskiewicz

UConn's Master Gardener program is trying to establish an electronic system to inform Master Gardeners of the latest happenings state wide. I am trying to get an email list of as many MGs as possible to inform them of the updates and AMG classes, as well as send them reminders and UConn Horticultural related events. This list will be kept strictly in the MG office and will not be shared with anyone.

My hopes are to have MGs email me events or classes then I can pass them along to all MGs across

the state. I need data entry help to enter in email addresses and set up the list serve. MG outreach or AMG outreach hours are available. Volunteer must be willing to come up to the Storrs Depot campus to do the data entry.

If you are interested and have experience with this please call Cyndi @ the MG education office on 1-860-486-6343. Thanks!



### Tolland Extension Center

By Mary Collins, Coordinator

#### We're Not Missing "Yews" . . .

Havoc has reigned supreme around the Elliott Building of the Tolland Agricultural Center in Vernon! All the mammoth yew bushes, which had been planted around the building's foundation sometime in the 1960s, have been physically removed in preparation for new gardens to be installed by current Master Gardener students. The building is feeling a bit naked these days, but what a relief to open the areas back up to sunlight, and the anticipation of beautiful plantings to replace those huge foundation bon-bons of green!

The pinch, is, however, that all needs to be "neat and presentable" in time for the annual 4-H Fair held on the property August 11-12-13 - just a couple weeks away! Anyone in need of outreach hours (or not) who might like to lend a hand, please contact Mary Collins at the MG office - 860-870-6934 or email [mary.collins@uconn.edu](mailto:mary.collins@uconn.edu), and she'll connect you with the students in charge of the various efforts.

#### Volunteers are needed!

##### Tolland County Fair

Volunteers are needed to man the MG booth at the Tolland County 4-H Fair August 11-12-13 - hours do count towards outreach! If interested, please contact Mary Collins at the MG office - 860-870-6934 or email [mary.collins@uconn.edu](mailto:mary.collins@uconn.edu).

##### Hebron Harvest Fair

A volunteer is needed to coordinate/manage the MG booth at the Hebron Harvest Fair in September (September 7 - 10). Mary Collins will supervise and guide you through the process. Also needed are MGs willing to man the booth. If interested, please contact Mary Collins at the MG office - 860-870-6934, or email [mary.collins@uconn.edu](mailto:mary.collins@uconn.edu).

### New Haven Extension Center

By Mira Schachne, Coordinator

Despite the on and off Spring weather, New Haven Master Gardeners did not throw in the trowel. This year's group of Interns is enthusiastic and energetic, as are their Mentors.

We were the grateful recipients of a generous contribution of plants, and so we have been redesigning and then planting as many of our Outreach project areas as possible. Two caravans of cars, wagons and trucks were needed to pick up all the plant material. All of us feel our vehicles will have the aroma of plants for months to come - not to mention the soil ground into the upholstery.

For one New Haven project, our Project Manager managed to load as many flats of plants into her little Mini-Cooper, as most wagons hold. Some of us made more than one trip to unload all the plants. The outcome is a fresh, new look at our sites, even though many of the plants are annuals.

We also maintain the gardens at our office site, and we are proud of the riot of color in our Extension grounds. If only the weeds would cooperate and leave!

We continue to submit articles to the local newspapers, with great success. New callers tell us that they became aware of our services through reading timely information.

Local schools have contacted the Extension office keen to work with us to develop year-round gardens on their grounds. We have been working on plans to make these areas so interesting that families will still come to visit the gardens during the summer when schools are closed. These gardens will include food areas, with produce for donation to needy groups or to help the students' families. While this is to be a source of "fun" for the youth, some of the side effects will be to help them learn math skills, how to work together, get some exercise, be more involved with their families - all the good stuff.

Now that summer has finally arrived and the gardens are in full swing, we are working hard and having a great time.

## Tour of Ecological Landscaping Practices

Saturday, August 5, 2006 at the Tolland County Agricultural Center in Vernon, CT

View a rain garden, drought-tolerant plantings, an organic vegetable garden (and composting), an alternative lawn fertilization demonstration, a butterfly garden and a managed small pond. A guide will be at each site to answer questions and explain each practice. There will be no tour schedule. Walk through at your own pace (9:30am-12:30pm). Light refreshments will be available along the tour.

Although there is no registration fee for the tour, reservations are recommended. To register, contact: the North Central Conservation District at (860) 875-3881.

For more information, contact: Vivian Felten, USDA Natural Resources Conservation Service at 860-688-7725 ext. 120 or [vivian.felten@ct.usda.gov](mailto:vivian.felten@ct.usda.gov)



## Plantastic Science at the 15th Annual Family Science Expo

By Dawn Pettinelli, Extension Educator

From April 27<sup>th</sup> through the 30<sup>th</sup>, 10 Master Gardener volunteers staffed the University of Connecticut/CMGA exhibit at the 15<sup>th</sup> Annual Family Science Expo which was held at the CT Expo Center in Hartford. Over 12,000 students, teachers and parents from throughout the state attended this year's event. The Expo, sponsored by Connecticut Public Television, is designed to spark an interest in science in children from kindergarten through eighth grade.

Dawn Pettinelli from the UConn Department of Plant Science and Kimberly Kelly from Windham County Cooperative Extension developed the exhibit entitled, 'Plantastic Science - Food For Thought'. The Connecticut Master Gardeners Association most generously covered the cost of the booth and provided funds for seeds, pots and potting mix.

Our exhibit was divided into four sections: 'Is This Corny or What?' where we had both food and non-



**MG Ann Harrington-DiBella helping kids pot up seeds**

food items containing corn, 'Plant Rx' which consisted of plant/medicine match up cards designed by Master Gardener, Lynn Olson, 'Where in the World?' featuring common food items and where they originated, and 'What Plant Part Are We Eating?', an electronic match up game designed and built by the 8<sup>th</sup> grade class at Lisbon Central School.

The exhibit would not have been possible without the enthusiastic and dedicated Master Gardener volunteers who staffed the booth and helped countless children pot up seeds to take home and grow. A big hand of applause goes to Bill Overton, Toni Royal, Norma Miller, Ann Harrington-Dibella, Lisa Vaughan, Donna Gagnon, Paula Robinson, Mary Cross, Katy O'Brien and Ruth Hoffman. Dawn and Kim also helped with staffing. This year's exhibit received a lively response from the students, teachers and parents who all learned more about the plants we eat and other uses for them.



**MG Norma Miller staffing the Plantastic Science Booth**

## Tools needed for Bloomfield/Foodshare Garden

By Marlene Mayes

Would anyone be willing to donate working power garden tools they no longer use to the Foodshare garden program?

Master Gardeners and Foodshare volunteers are working hard at enhancing a large plot provided to them through the Auerfarm 4-H Resource Center in Bloomfield. We have been working the garden for the past four years, and last year the garden produced well over a ton of fresh, organic produce for the Hartford area kitchens. To date, we have relied on the volunteers to provide their own tools, but

with more resources to assist with labor - we could do so much more!

In particular, we need gas-powered tillers and weed wackers, to help us wage war on the infamous Connecticut rocks and the encroaching pasture weeds.

If anyone is interested in making a donation, they may call either Cyndi Wyskiewicz at 1-860-486-6343 or Marlene Mayes at 1-860-232-0363.



**Fairfield County Master Gardeners  
4<sup>th</sup> Annual Gardening Fair  
Saturday, August 19, 2006, 1 to 5 PM**

On Saturday, August 19<sup>th</sup>, there will be a FREE Gardening Fair from 1 to 5 PM at the Agricultural Extension Center grounds at 69 Stony Hill Road, Bethel, CT, less than a mile from Exit 8 on I-84. The Gardening Fair is sponsored by the UConn Fairfield County Master Gardeners and the Connecticut Master Gardener Association. No pre-registration required.

It's summer, and most gardeners have a question or two about what's growing in their gardens, what isn't doing well in their gardens, or what might be doing better in their gardens. Aspiring gardeners want to know how to get started. Homeowners want to know what to do about lawn problems. UConn Master Gardeners in Bethel will have answers for all these questions and more!

There will be talks, walks, and demonstrations by GARDENING EXPERTS on:

- Roses
- Deer-Resistant Planting
- Invasive Plants – Recognizing and Managing Them
- Beetle Farming – Control of Purple Loosestrife
- Extension Center Perennial Gardens – A Guided Tour
- Weed and Wildflower Identification
- Sustainable Turf – Green Lawns With Less Fertilizer
- Connecticut Wildlife
- Container Gardens – How to Make Great Ones

**PLUS:**

- Sale Of Used Gardening Books
- Perennial Plant Raffle at 4:45PM – You Must Be Present To Win
- Discuss Your Gardening Problems at the Master Gardeners' Booth
- Free Refreshments

Master Gardeners will be available to answer individual questions about planting, water, pruning, soil preparation, weeds, pest control, lawn care, and other gardening problems. You can also bring in properly collected insects or diseased plant specimens for identification and advice.

**Call the Master Gardener office with questions: (203) 207-3262**

**Hill-Stead Museum May Day  
Plant Sale**

*"These plants were grown and donated by Farmington Master Gardeners"*

Farmington Master Gardeners pose proudly behind their sign, with good reason - they donated over 150 plants for the May Day Plant Sale.

*Pictured from left:  
Frances Owles (MG Intern), Sandy Goralnick, Claudette Blozy, Barbara Davison, Sue Sweet, Bonnie McLoughlin*





**Come into the garden . . .**

Paths, arches, sculptures, gateways and foliage invite the visitor into the garden

*Right:* A stone pathway leads through the arch into a sunny perennial area in Chip Caton and Catherine Lyons' Bloomfield garden.

*Below:* Visitors walk under the arching branches of a huge *Cornus kousa* at the entrance to the Mayes Garden.



*"...such gardens are not made  
By singing: "Oh, how beautiful!" and sit-  
ting in the shade"*

*"The Glory of the Garden"  
- Rudyard Kipling*

*Right:* Globes of metal strips made interesting counterpoints on the lawn in Jan Nickel's garden, Green Dreams

*Below:* Who could resist peering through this beautiful gate into the Green Dreams garden beyond



*"There's not a pair of legs so thin, there's  
not a head so thick,  
There's not a hand so weak and white, nor  
yet a heart so sick,  
But it can find some needful job that's cry-  
ing to be done,  
For the Glory of the Garden glorifieth  
every one."*

*"The Glory of the Garden"  
- Rudyard Kipling*







*Left:* The steep, rocky slope behind Eric Jorgensen's home has been transformed into a beautiful, open, sunny area. A mixed border of drought-tolerant plants anchors the slope; above this is an Alpine meadow, where rocks have been left exposed as features; towering trees form the backdrop.

*Right and below:* In the Salsedo Family Garden. *At right:* a huge climbing hydrangea growing on an old tree trunk adds vertical interest to the relaxing poolside area. *Below:* a grouping of three weeping spruce trees hold a conversation in a peaceful area to the side of the house.



*Below:* An inviting shady corner in The Mayes Garden



*"Then seek your job with thankfulness  
and work till further orders,  
If it's only netting strawberries or killing  
slugs on borders;  
And when your back stops aching and  
your hands begin to harden,  
You will find yourself a partner in the  
Glory of the Garden."*

*"The Glory of the Garden"  
- Rudyard Kipling*





*It's all in the details . . .*

*Left* : a grouping of planters arranged on the steps leading up to the patio in Jan Nickel's Green Dreams garden, and  
*Below*: a detail from this grouping: a moss garden growing in a beautiful stone container



*Left*: A trio of frogs make music at the end of a winding pathway through the woods in Sandy Myhalik's Garden

*Below right*: A place of peace and contemplation: Conifer foliage overhangs a small fountain edged with stone in place of peace and contemplation in The Mayes Garden.

*Below left*: At Elizabeth Park: raindrops do not spoil the beauty of a perfect rose.





## Master Gardeners Reach Out

### Farmington Valley Focus Group

By John Neff

The CMGA Educational Garden at the Farmington Library was partially destroyed last Fall when a water main next to the garden developed a leak. 55 plants were removed from the garden in October and transported to John Neff's garden, where they were heeled in for the winter.

The water main was repaired, and the Town delivered 6 yards of compost to the site. MGs spent two weeks restoring the destroyed area and moving the plants back into the garden.



*Restoring and replanting the gardens at the Farmington Library are, from left, Sandy Myhalik, Bobinski, Roberta Beyer (Library Volunteer), Mai Bingham, and Martha Cheshire. Not pictured: Pam Morrison-Wolf and Sandy Goralnick*



*Keep on digging! CMGA President Paul Grimmeisen (at left) and MG Ken Bobinski get to work moving the 6 yards of compost delivered to the site*

### Farmington Valley Focus Group



*MGs Kathy Baechle (pictured above, at left) and Diane Ostheimer plant climbing roses around the Gazebo at the Avon Recreation Center, as part of the Avon beautification project.*

### Shoreline Focus Group



*Carolyn Fisher opened her home to a group of Master Gardeners from the shoreline focus group. Good food, good conversation and good plants were exchanged.*

*Pictured are (L-R): Peter Sims, Heather Atwater, Carolyn Fisher, the DeMartino's, and Julianne Derken. Not pictured: Marge Reid*



## In memory of Frederick McGourty, Jr.

By Cyndi Wyskiewicz

Fred McGourty, Jr. passed away on April 27, 2006, a few months short of reaching his 70th birthday (October 26). He was a perennial garden designer, lecturer, nurseryman, consultant and writer.

Fred spent almost 20 years at the Brooklyn Botanic Gardens as editor of what became the highly respected Handbooks series. In 1978 he won the American Horticultural Society's coveted G. B. Gunlogson Award. Shortly thereafter, McGourty inherited a 5-acre plot of land in Norfolk, Connecticut and with the help of his wife Mary Ann, started Hillside Gardens specializing in perennials. At one time, the gardens had over 2,000 varieties and achieved a national reputation. Hillside Gardens became a tourist sight visited by thousands of horticultural enthusiasts and Master Gardeners.

Fred was known as the "guru" of perennials. He designed many gardens at various prestigious estates in the Northeast, had many speaking engagements and appeared on television, being featured in "Great Gardening" and "Victory Garden." For several years, he and Mary Ann taught a course on perennials that was given at the Hartford College for Women.

In 1989, the hardcover edition of "The Perennial Gardener," written by Fred, was published. It was so successful that a paperback edition soon followed in 1991 and remained in print for over a decade.

Fred has also received awards from the Garden Writers Association of America and Massachusetts Horticultural Society, as well as the first Distinguished Educator Award from the New York Botanical Garden. He was active with the Connecticut Horticultural Society and was a great supporter of the UConn Master Gardener Program. Fred and Mary Ann opened up their gardens yearly for a private tour for the Master Gardeners.



*Cimicifuga 'Hillside Black Beauty' bears tall wands of perfumed white flowers, atop deep purple stems and leaves. An asset to every garden, this plant was introduced by Fred and Mary Ann McGourty and is patented*

Both Fred and Mary Ann were among the first lecturers to help with the Advanced Master Gardener program when it started in 2000. Fred taught a great class on Perennial Uses in the Fall Border.

Fred touched the hearts and minds of so many people. He was one of those rare individuals who combined talent, wit, intelligence, kindness and a caring for others.

## Master Gardeners Reach Out



As part of their outreach projects in 2005, Master Gardeners Ros Brady and Beth Ryder undertook the task of identifying, labeling and pruning the viburnum collection at the Garden Education Center in Cos Cob, under the direction of the Center's Education Director, Lisa Beebe. In 2006, fellow Master Gardeners from the Bartlett Arboretum in Stamford took a tour of the Center's greenhouse and the viburnum collection, followed by a walk along the trails of the surrounding Pomerance/Montgomery Pinetum Park.

*Pictured from left: Alice Smith, Hilary Forsyth, Beth Ryder, Cheron Barton, Ros Brady, Susie Strumer (MG Intern), Lesley Gehr. Stamford MG Coordinator Regina Campfield took the photo.*



## Introduction to Wetlands and Vernal Pools of Southern New England

Class held at Bethel on May 25, 2006, presented by Jon Mitchell

Jary Forsyth and Lesley Gehr

Jon Mitchell is a Research Assistant in the Department of Natural Resources Science at the University of Rhode Island, where he is developing conservation strategies for vernal pools in Rhode Island.

Jon started his presentation with a general introduction to wetlands. "A wetland is land that is flooded or saturated long enough each year to influence the plants, animals and soils that occur there to promote aquatic processes," Jon explained. "Water saturation excludes oxygen from the soil, altering the soil structure of the wetland. The biota (plants, animals and microbes) that inhabits wetlands is specially adapted to that environment. Wetland plants make up such unique communities that they are used as indicators of this habitat, ranging from plants that will only survive in a wetland (obligate wetland plants), to plants that may survive at the edges of a wetland (facultative wetland plants), through to plants that will not tolerate wetlands (obligate upland plants).

To illustrate the type of plants that would be indicators of a wetland, Jon took the class outside to the banks of the small stream on the grounds of the Bethel Extension Center. He identified watercress as an example of an obligate wetland plant; swamp maple and clethra as facultative wetland plants; lychnis and grasses as examples of facultative upland plants. This area grows a good crop of corn, and the 20 or so MGs who attended the class kept well out of harm's way on the grassy bank while Jon clambered around in the wetland below.

Back on the stream bank, Jon took several soil samples to ascertain the level of the water table in the area. To dig up the samples, he used a tool

called a Dutch Auger; this tool has a metal shaft about 3 feet long, with a T-bar handle at one end and a pair of twisted flanges at the other.

"Hydrologists develop forearm muscles like Popeye", Jon joked as he twisted the Auger deep into the stony ground. He pulled the tool from the ground, revealing a core of soil several inches long caught between the flanges. "The different soil colors indicate the differing amounts of biotic matter in the soil, providing an indication of where the water table is," Jon said. The uppermost layer of soil was darker than the rest, indicating the presence of organic matter and oxygen. A reddish layer would be an indication of the presence of iron in the soil because oxygen reacts with the iron to form rust.



Members of the class listen attentively as Jon Mitchell describes the wetland environment

Back inside the classroom, Jon continued his lecture. "A vernal pool is a specific type of wetland, and can be defined as a body of water that is isolated from a permanent water source. Here in the northeast, vernal pools are generally small, wooded ponds in a glaciated area, but they can vary greatly in size. A vernal pool is filled with water in winter and spring, and diminishes in size during the summer when the trees leaf out and take up the water."

Jon explained that because vernal pools dry out later in the year, fish are unable to survive in them. "With no fish around to eat their eggs and larvae, many invertebrates can survive in a vernal pool: fairy shrimp, snails, marbled and spotted salamanders, dragonflies, fingernail claims. These are all obligate species, and are proof of the existence of a vernal pool." Many other species rely on vernal pools for their existence, such as toads, tree frogs and wood frogs. As adults, these animals live in the drier uplands, but they require vernal pools for reproduction and development of their young.

"Vernal pools are a vital part of the environment", John concluded, "and every effort should be made to protect and conserve these areas."



Jon Mitchell brings up a soil core he has extracted from the wetland



## Hunters of the Sky

**AMG Class held at North Haven on June 3, 2006, presented by Linda Tomas**

*By Diana Ringelheim*

Gardeners usually have their heads down, noses to the grindstone, surveying their plants and problems. But the next time you want to stretch and flex your back, look up because life is circling above and deserves our attention as a vital part of the scenery. Hunters of the Sky, an Advanced Master Gardener class held in North Haven on June 3rd, discussed raptors that fly above us and the part they play in the garden. The class was given by Linda Tomas, Master Gardener and biologist at Connecticut's Beardsley Zoo in Bridgeport. Supporting roles were played by live birds and a mammal.

The first characters we met were owls which may be seen in the garden at dusk and later into the night if you are brave. Owls can be huge birds or quite petite, but they all fly without any noise whatsoever. The edges of their feathers are ruffled for silent flight. The Screech Owl was the first one Linda introduced. A small bird, it has the calm, aloof, all-knowing attitude of the successful hunter. Nature, however, is unsentimental and even small raptors can be prey to larger birds.

A Great Horned Owl was huge by comparison and it was not entirely pleased to be in class. The tufts of feathers that form the 'horns' stand straight up over the eyes when the bird is happy. When annoyed, the horns are flattened and extend to the sides of the head, just like a mad cat. However this owl behaved perfectly even though it is assertive enough to hunt skunk, porcupine, swan, and heron.

Owls are not very particular about their food and will eat almost anything they can swallow whole, and they will also dissect larger prey. Owls regurgitate pellets containing the bits they cannot digest and whole skeletons and fur can be retrieved from their pellets, if you have the fortitude for the work. Pellets, and other equipment for the naturalist, can be purchased at [www.pellet.com](http://www.pellet.com) among other sites.

Hawks were represented by the Broad-Winged Hawk. A medium-sized bird, it will eat insects as well as mammals. Hawks can render the same service to gardeners as owls by keeping nibbling animals under control. We are probably more familiar with hawks in our skies because they are active in daylight. You may be grateful that rodents (mice, chipmunks, rats, rabbits) are not plentiful in your garden, but think: your deficiency of rodents may be due to unseen owls and hawks.



*Linda Tomas and friend at the North Haven MG Office for a recent class on garden visitors we don't normally meet*

The smallest, most common aerial predator is the bat, represented in class by a Large Brown Bat. Large is a relative term and this mammal was much smaller than the Screech Owl. It pretended to sleep in its cage because it was daytime, but the little eyes were open and it was acutely aware of its surroundings. We know that bats are voracious insect feeders but the most startling thing that Linda showed us was a mounted skeleton of a small bat. Except for the fact that its hands are used as wings and are therefore huge, and that it has a tail, the head, neck, ribcage, hips, legs, and feet of a bat's skeleton looks disturbingly like a human skeleton in extreme miniature. See them for yourself at [www.animalskeletons.net](http://www.animalskeletons.net). More information about bats can be had at [www.batcon.org](http://www.batcon.org).

All the animals Linda brought to the class are members of the Beardsley Zoo Education Department and were acquired from wildlife rehabilitators. They cannot be released into the wild because of their injuries, which have had no bad effects on the majesty of their bearing. The class was a revelation about these inhabitants of our backyards and how they link our gardens to the natural world.

---

### In memoriam . . .

We were saddened to hear that Advanced Master Gardener Carol Ann Luttrell passed away on May 22, 2006 following a long illness. Carol taught biology sciences in Chicago and in Connard High School in West Hartford. She was also an adjunct professor of Biology at Manchester Community College. A lover of flowers with a passion for gardening, Carol volunteered at Elizabeth Park and at the Hill-Stead Museum May Market.



## The Laurel Calendar

Date and Time	Event, Location, Contacts
<b>August 1 through November, 2006</b>	<b>Garden Tours, Concerts, &amp; Events @ Elizabeth Park, Hartford, CT.</b> These are just too numerous to list separately. For detailed info, contact the Friends of Elizabeth Park @ 860-231-9443 or <a href="http://www.elizabethpark.org">www.elizabethpark.org</a> .
<b>August 2, 2006 10AM - 4PM</b>	<b>Plant Science Day @ The Connecticut Agricultural Experiment Station, Lockwood Farm, Evergreen and Kenwood Avenues, Hamden.</b> Information: 203-947-8500, or <a href="http://www.caes.state.ct.us">www.caes.state.ct.us</a>
<b>August 3 &amp; August 24, 2006</b>	<b>Weed identification Workshops—Broadleaf Weeds &amp; Grassy Weeds (for a fee) @ UMass, Amherst, Mass.</b> Instructor: Randy Prostak. Both workshops: 9 AM to 3 PM Lunch's not provided. Information: call 413-545-0895 or email <a href="mailto:eweeks@umext.umass.edu">eweeks@umext.umass.edu</a> .
<b>August 5, 2006 9:30AM - 12:30PM</b>	<b>Tour of Ecological Landscaping Practices @ Tolland County Agricultural Center, Vernon, CT.</b> Contact Vivian Felten at 860-688-7725 ext. 120 or <a href="mailto:vivian.felten@ct.usda.gov">vivian.felten@ct.usda.gov</a> .
<b>August 12, 2006</b>	<b>Conservation Grazing Workshop for Invasive Plant Control @Patriot's Park Lodge, 124 Lake Street, Coventry, CT (by Coventry Lake): 9 AM-1:30 PM</b> Lunch (catered) can be ordered at a later date...available at later day. Information: <a href="http://www.hort.uconn.edu/cipwg">www.hort.uconn.edu/cipwg</a> .
<b>August 15, 2006</b>	<b>NOFA Organic Lawn &amp; Turf Course (professional level) (for a fee) @ New Haven, CT.</b> 8:30 AM to 5:30 PM Registration includes coffee, handbook & local organic lunch. Information: <a href="http://www.organiclandcare.net">www.organiclandcare.net</a> .
<b>August 18, 2006 7 - 9 PM, and August 19, 2006 10AM - 3PM</b>	<b>Botanic Inventory Methods (2 sections - Field Trip on August 19) @ White Memorial Conservation Center, Litchfield, CT.</b> New England Wildflower Society. Fee. Instructor Ted Elliman, NEWFS Management Coordinator. Information: <a href="http://www.newfs.org">www.newfs.org</a> , phone 508-877-7630.
<b>August 19, 2006 1PM - 5PM</b>	<b>Fairfield County Master Gardeners 4<sup>th</sup> Annual Gardening Fair @ Bethel Extension Center grounds, 67 Stony Hill Road, Bethel.</b> Information: 203-207-3262.
<b>August 19, 2006</b>	<b>Summer Meadows in Bloom...A Walk with Glenn Dreyer, Arboretum Director (free) @the Arboretum gate on Williams Street, 8 AM, Connecticut College Arboretum.</b> September 6, 9, 13, 16 & 20, 2006 (Wednesday evenings & Saturday mornings) <b>An Education Course--"Field Identification Techniques (for students experienced in identifying wildflowers) (for a fee) @ Yale Peabody Museum of Natural History, New Haven, CT.</b> Limit: 16 participants in each section. Information: (508) 877-7630 or <a href="mailto:www.newfs@newfs.org">www.newfs@newfs.org</a> .
<b>September 9, 2006</b>	<b>Series III: Home Lawn Care—Knowledge to Grow on Education Series (for a fee) @ Auer Farm, Bloomfield, CT.</b> 9:00 AM to 2:00 PM Bring a bag lunch. Info: toll free 877-486-6271 or <a href="http://www.ladybug.uconn.edu">www.ladybug.uconn.edu</a> .
<b>September 14, 2006 8PM</b>	<b>Laura Eisener - Designing with Vines.</b> CT Horticultural Society monthly meeting @ Emanuel Synagogue, West Hartford, CT. Info: 860-529-8713 or <a href="http://www.cthort.org">www.cthort.org</a> .
<b>October 12, 2006</b>	<b>Connecticut Invasive Plant Working Group (CIPWG) Invasive Plant Symposium—"Working Together for the Landscape of Tomorrow" (for a fee) @ Mountainside Resort, Wallingford.</b> 8:00 AM- 4:30 PM (social hour to follow). Information: <a href="http://www.hort.uconn.edu/cipwg/06_symposium/06">www.hort.uconn.edu/cipwg/06_symposium/06</a>
<b>October 19, 2006 8PM</b>	<b>Meteorologist Art Horn: How I Make the Forecast.</b> CT Horticultural Society monthly meeting @ Emanuel Synagogue, West Hartford, CT. Info: 860-529-8713 or <a href="http://www.cthort.org">www.cthort.org</a> .
<b>November 16, 2006 8PM</b>	<b>C. Colston Burrell - Wild Things Make a Comeback.</b> CT Horticultural Society monthly meeting @ Emanuel Synagogue, West Hartford, CT. Info: 860-529-8713 or <a href="http://www.cthort.org">www.cthort.org</a> .

### Volunteers Wanted!

Elizabeth Park is desperately in need of volunteers to help maintain the gardens. If you are able to help, please call Anne Stone at Friends of Elizabeth Park at 860-231-9443, or email [www.elizabethpark.org](http://www.elizabethpark.org)

### Books Wanted!

New and used gardening books to be donated for establishment of a library at Elizabeth Park. Contact Paul Grimmeisen, 860-677-8645, or email [paul24wor@aol.com](mailto:paul24wor@aol.com)



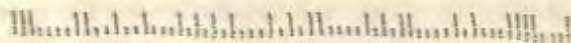
# The *Laurel*

**CMGA**

c/o John Neff  
18 Knollwood Road  
Farmington, CT 06032



06825\$2626 C041



## IN THIS ISSUE . . .

**Do these garden problems sound familiar?  
A report from the Home & Garden Education Center**

**Did you miss the 2006 Master Gardener Summer Tour?  
See some of the highlights in this photo montage**

**There is always more to learn!  
A listing of the AMG Summer classes**





## Connecticut Master Gardener Association

### Notice of Annual Membership Meeting

Tuesday, December 5, 2006

To be held at

The Pond House, Elizabeth Park, West Hartford, Connecticut

#### AGENDA

10:00AM	:	Coffee and Pastries
10:30AM	:	Business meeting
11:00AM	:	Guest speaker Louis Lista: "Decorating for the Holidays"

#### Business meeting:

The semi-annual membership meeting of the CMGA will be held at the Pond House, Elizabeth Park, Asylum Avenue, West Hartford, CT on December 5, 2006.

The purpose of the meeting is to receive the Treasurer's Report for the year, and to elect a new slate of officers to the CMGA Board. The officers are elected by a ballot of CMGA members present at the meeting. All positions are for a term of one year, and no officer may serve more than two consecutive terms in the same office.

**Paul Grimmeisen** has been president of the Association for the past two years, and is now stepping down.

**Carol Quish** has been vice-president of the Association for the past year, and has offered to continue in that position for a further year.

**Billy Baxter** has been treasurer of the Association for the past two years, and must now step down from that position. He has agreed to put his name forward as president of the Association.

**Sandy Myhalik** was secretary of the Association in 2004 and 2005. She has agreed to put her name forward as Treasurer of the Association.

**Diana Ringelheim** has been secretary of the Association for the past year. She has offered to continue in that position for a further year.

All terms of office commence January 1, the beginning of the fiscal year. CMGA members present at the meeting may propose other candidates for any of these positions.



#### Guest speaker : Louis Lista

Immediately following the business meeting, Louis Lista of the Pond House Café at Elizabeth Park will give a talk and demonstration entitled "Decorating for the Holidays".

Louis (pictured above) was the very popular speaker at our CMGA Membership meeting in 2004. His beautiful table decorations at the Pond House are always innovative, exciting, and often edible. In minutes, Louis can deftly turn a pile of fresh fruit and vegetables into a wonderful centerpiece! Don't miss this opportunity to watch Louis at work and pick up some decorating tips - just in time for the holidays.

**Directions to Elizabeth Park:** Elizabeth Park is located at the corner of Prospect Avenue and Asylum Avenue on the Hartford / West Hartford line.

**I-84 West bound** to Exit 48 (Asylum Street). Stay to the Right on Asylum. Follow for approximately 1.8 miles. Turn left into the park (1555 Asylum Avenue, West Hartford).

**I-84 East bound** to Exit 44 (Prospect Ave). Straight thru stop sign. Left at light onto Prospect. Follow approximately 1.8 miles. Entrance on Left (915 Prospect, Hartford).



- President:** **Paul Grimmeisen**  
24 White Oak Road  
Farmington, CT 06032  
860-677-3645  
paul24worr@aol.com
- Vice-President:** **Carol Quish**  
89 Cedar Ridge Terrace  
Glastonbury, CT 06033  
Quishfam@cox.net
- Treasurer:** **Billy Baxter**  
293 South Orchard Street  
Wallingford, CT 06492  
Billbax@snet.net
- Secretary:** **Diana Ringelheim**  
121 Godfrey Road  
Fairfield, CT 06825  
Diana@Ringelheim.com
- Membership:** **John Neff**  
18 Knollwood Road  
Farmington, CT 06032  
jrneff@comcast.net

**Cooperative Extension Center Coordinators (by County):**

- Fairfield:** **Sandi Wilson**  
203-207-3262 Sandra.wilson@uconn.edu
- Fairfield (Stamford):** **Regina Campfield**  
203-322-6971 mastergardener@bartlettarboretum.org
- Hartford:** **Sarah Bailey**  
860-570-9010 Sarah.bailey@uconn.edu
- Litchfield:** **Pat Eldredge**  
860-626-6240 Patricia.eldredge@uconn.edu
- Middlesex:** **John Castagno**  
860-345-4511 John.castagno@uconn.edu
- New Haven:** **Mira Schachne**  
203-407-3161 Mira.schachne@uconn.edu
- New London:** **Susan Munger**  
860-885-2823 Susan.munger@uconn.edu
- Tolland:** **Mary Collins**  
860-870-6934 Mary.collins@uconn.edu
- Windham:** **Kim Kelly**  
860-776-9500 Kimberly.kelly@uconn.edu

**UConn Home & Garden**

**Education Center:**  
877-486-6271 [www.cnr.uconn.edu/garden](http://www.cnr.uconn.edu/garden)

**UConn Liaison:**

860-486-6343 education office

**CMGA website:** [www.ctmga.org](http://www.ctmga.org)

Webmaster: Amy Talbot

**The Laurel:**

**Hilary Forsyth** [rayhbf@optonline.net](mailto:rayhbf@optonline.net)  
**Diana Ringelheim** [Diana@Ringelheim.com](mailto:Diana@Ringelheim.com)  
**Amy Talbot:** [amytalbot2@comcast.net](mailto:amytalbot2@comcast.net)

Dear Master Gardeners,

Your organization has been busy with a number of activities and I thought that I would highlight them in this message to keep you informed.

By now you have all received the notice that Cyndi Wyskiewicz has accepted a position at Virginia Tech. We will miss her tremendously as she has been a moving force in your organization.

Our annual meeting will be held on December 5<sup>th</sup> at Elizabeth Park's Pond House. Louis Lista will be our speaker. Notice of the meeting appears on page 1 of this edition of *The Laurel*.

We also will be going to 5 graduations around the state with over 180 Master Gardeners graduating.

**CMGA Annual Symposium: "Making Gardens by Design":** Marge Bingham and her committee have lined up all the speakers for our annual symposium to be held on Saturday, March 17, 2007. Gordon Hayward, a well-known lecturer and writer for Horticulture Magazine, will be our keynote speaker. His presentation is entitled "Your House, Your Garden: A Foolproof Approach to Good Garden Design". Following the keynote address, 12 session speakers will talk on various aspects of garden design, and Warren Leach will be our closing speaker for the day.

I would like to thank the entire board for being very supportive during my tenure as president and I would like to welcome Billy Baxter as our next president elect and encourage all of you to support him during the next two years in office.

**Paul Grimmeisen**  
President, CMGA



**Inside this issue:**

	<b>Page</b>
Farewell to Cyndi! .....	3
CMGA Dues at Work .....	4
Summer Safari II .....	5
Extension Center Reports .....	6
Channel 3 Kids Camp .....	8
Time to renew your CMGA Membership! .....	10
Warm up to the CMGA website .....	11
AMG Program Classes .....	12
Water Quality Outreach Project a drip? .....	14
<i>The Laurel</i> Calendar .....	15

**The Laurel** is published four times a year for members of the Connecticut Master Gardener Association. Please send news, photographs and calendar items by email to Hilary Forsyth at [rayhbf@optonline.net](mailto:rayhbf@optonline.net), or by mail to 94 Birchwood Road, Stamford CT 06907

**Deadline for next issue: January 1st, 2007**



## Farewell to Cyndi!

Cyndi Wyskiewicz is leaving the UConn Master Gardener Program for new adventures in horticulture. She is joining Virginia Tech, where she has been appointed Extension Horticultural Agent for the City of Portsmouth, Virginia. In her new position, Cyndi will be working extensively with the public, both the amateur and professional, on the latest developments in gardening and landscaping practices. This is an appointment which will make the most of all Cyndi's considerable skills, experience and training.

An avid plant enthusiast all her life, Cyndi has experience in many aspects of the green industry. Beginning with Frank's Nursery and Crafts as a staff horticulturalist, Cyndi progressed to floral manager and designer at Stop & Shop. Stints at two retail garden centers added to Cyndi's experience with customers and their needs, and sharpened her skills in marketing plants, designing retail displays, and simply keeping the inventory alive.

Her association with UConn began in 1986, when she was awarded an Associates Certificate from the Ratcliffe Hicks School of Agriculture. This was followed in 1988 by a Bachelor of Science Degree in Ornamental Horticulture and Floriculture. In 2005, Cyndi was awarded a Master of Science Degree in Plant Science.

Cyndi became involved with the Master Gardener Program in 1997, when she joined the MG class in Hartford and graduated as a certified Master Gardener. The following year, the UConn Home & Garden Education Center was opened, and Cyndi worked at the Center on a part-time basis. In 1999, Cyndi became the MG Program County Coordinator for Hartford County, and in 2000 she was appointed State Coordinator for the pro-



gram. That same year, at Cyndi's instigation, the formal program for Advanced Master Gardener certification commenced.

Cyndi's customer-intensive business experience and her academic achievements have helped her to understand the needs of the diverse Master Gardener population. During her tenure as UConn Education Coordinator, Cyndi has made a huge contribution to the organization and administration of the Master Gardener Program. Her skills have brought all MGs to a better understanding of the extremely complex subject of gardening.

With gratitude and affection, we wish Cyndi every success and happiness.

### Save the Date!

March 17th, 2007

9:00AM - 4:30PM

Manchester Community College, Manchester CT

### 2007 CMGA Annual Symposium *"Making Gardens by Design"*

**Keynote speaker: Gordon Hayward**

12 Session speakers, including  
Michael Ruggiero - "Designing with Annuals"  
Robert Fuoco - "New Thinking in Historic Landscapes"  
Laura D. Eisener - "Designing with Vines"  
Leo Blanchette - "Components of a Perennial Garden"

**Closing Speaker: Warren Leach**

Full program and details of all the wonderful presenters at the Symposium will be mailed out early next year to all CMGA members.



### **CMGA dues give more than we may realize**

By Diana Ringelheim

The Connecticut Master Gardener Association comprises one of the largest groups advocating horticulture in this state. In addition to keeping Master Gardeners in touch with their classmates and in tune with developments in gardening arts and sciences, the CMGA is a financial supporter of the Master Gardener program in general as well as a contributor to community projects that are lead by Master Gardeners.

Substantial financial aid is given to the top of the pyramid, the Master Gardener office at the Storrs campus of UConn. The university's support of the program must be supplemented with outside donations if it is to continue. Last year, a color copier was purchased with the help of the CMGA, to allow the economical printing of the Advanced Master Gardener Class Catalog, among other things.

The MG Summer Safari II in July provided CMGA members with an enjoyable and educational gardening experience. Funds raised from the tour were donated to individual MG Class Coordinators for use in their offices and for their classes. CMGA funding also supported several annual scholarships awarded to MG Interns, so that more people can be exposed to the MG curriculum and our volunteer spirit.

CMGA helped underwrite a series of lectures by Patricia Klindienst, a Master Gardener, whose book *The Earth Knows My Name* explores sustainable agriculture and Native American land use. Money was given to projects in Sycamore Park in Avon which is a senior housing facility. The Farmington Library landscaping was supported with a donation.

The Food Share program at the 4-H Auer Farm not only teaches agricultural practices, it shares its harvest with inner city poor. Auer Farm was featured on the June MG garden tour; this project is a huge endeavor

that is championed by MG Marlene Mayes. Marlene was also one of the Master Gardeners who shared their exquisite private gardens with us on the MG Summer Garden Tour in June.

Kim Kelly, the coordinator of the Windham MG office was involved with the People's Harvest, another program that raises food for the poor and supplements the food with nutritional information. The project raised 2500 pounds of fresh vegetables last year, and was deemed an excellent choice for financial assistance from the CMGA.

The Channel 3 Kids Camp was the recipient of a donation from the CMGA. Read the story of that success on pages 8 and 9 of this edition of *The Laurel*.

Members of the CMGA are also part of a supportive group that can ease times of sadness and loss. A notable CMGA member, Susan St. James, suffered the loss of her son Teddy last year and we hope we were able to offer some comfort by sponsoring a tree (a copper beech) planted on the green in the town of Litchfield. The only copper beech tree on the green, it will give increasing comfort as it grows into its majestic maturity.

We may not be able to foster so much horticultural activity individually; but together, as the Connecticut Master Gardener Association, donations totaling over \$8000 were made to MG program projects across the state. We all reap personal benefits from this generosity as well as providing gardening opportunities and rewards to diverse people who might otherwise be unable to participate in growing, nurturing, harvesting, and appreciating plants and planting.

This year's graduating gardeners are warmly encouraged to help continue the MG volunteer tradition by joining the CMGA. And current members, please renew your membership and preserve the outstanding contribution this organization makes to many communities across the state.

### **A Tree for Teddy**

By John Neff

In a very touching dedication ceremony on September 23rd 2006, members of CMGA planted a copper beech sapling on the Litchfield Village Green in memory of Teddy Ebersol, the son of Susan St. James and Dick Ebersol, who was killed in an airplane crash almost two years ago. Susan is a Master Gardener and was an inspiring keynote speaker at our annual symposium three years ago.

The copper beech was chosen because of its beauty, durability and long life. It can live up to 400 years and doesn't start to bloom until it is about 50 years old. And, as Susan pointed out, it is a great climbing tree for children. She invited all the very young in attendance to come to the Green and climb the tree when it gets a little bigger.



**Planting the copper beech tree, from left to right: John Neff, Susan St James, Dick Ebersol, Nancy Boland, Laurie Charleton, Paul Grimmeisen**



## Summer Safari II : Country Gardens of Windham County

By John Neff

On a very hot Saturday, July 15<sup>th</sup>, 65 Master Gardeners and guests met at the Brooklyn Extension Center for CMGA's Summer Safari II, the Country Gardens of Windham County.

Following a very brief semi-annual meeting and a wonderful continental breakfast prepared by Master Gardener and CMGA Vice-President Carol Quish, the Safari began with what turned out to be a scenic bus trip to the Westminster Gardens in Canterbury, CT when the bus made an unplanned detour.

Westminster Gardens is the home of Eleanor and Adrian Cotes. It is a beautiful three acres of perennial plantings - hostas, ferns, Solomon's seal, iris - intersected by paths and punctuated by statuary. Eleanor met the group in her trademark vehicle, an electric golf



*Eleanor Cotes conducts the group on a personal tour of Westminster Gardens from her trademark vehicle, an electric golf cart*



*Gail White, the curator of Roseland Cottage, welcomes the group to Roselands*

cart, to conduct a personal tour of the gardens. She had lots of information and advice about creating spectacular shade gardens, and was a humorous and delightful speaker.

The Safari continued by bus along a designated CT Scenic Highway via Woodstock to Roseland Cottage. The curator of Roseland Cottage, Gail White, gave a brief history of the house and gardens before taking everyone on a tour of the interior of the house. The garden at Roselands date back to 1840 and several of the original plantings are still in existence.

After returning to the Extension Center for a quick lunch and delicious home-baked desserts furnished by CMGA board members, everyone was invited to drive to the Quakin' Grass Nursery in Brooklyn for a tour of that nursery by the owner, Wayne Paquette. The nursery is noted for many unusual cultivars that are not often available at other nurseries. Few CMGA gardeners could resist buying at least one unusual plant before they headed home.

## Dr. Alex Shigo

By Hillary Forsyth

The renowned tree expert, Dr. Alex Shigo, passed away at his summer cottage on the lake in Barrington, New Hampshire on October 6, 2006. Dubbed the 'father of modern arboriculture', Dr Shigo spent most of his adult life studying, lecturing, dissecting and writing about trees.

Dr. Shigo received his BS in Biology in 1956 from Waynesburg College, and his MS and Ph.D. in Plant Pathology from West Virginia University.

In 1959, Dr Shigo started his career as a pathologist with the U.S. Forestry Service, where one of his assignments was to go out and learn more about tree decay. The newly-introduced one-man chain-saws enabled Dr Shigo to dissect trees longitudinally, as well as by the conventional cross-cut method. He

is said to have dissected over 15,000 trees in the course of his research.

Dr. Shigo produced over 270 publications about trees. His publications range from an 8-page booklet entitled '5-minute tree care', to the recent CD 'Trees, Associates and Sligo: A collection of over 5000 items from research and travels worldwide over a forty year period'.

Dr. Shigo believed that the way to help trees was to help the people who work with trees by providing them with sound educational programs based on research. He referred to people who work with trees as "people who touch trees". On the website of Shigo and Trees, Associates ([www.shigoandtrees.com](http://www.shigoandtrees.com)) the sad announcement of Dr. Shigo's passing concludes with the words:

"Remember to TOUCH TREES!"



## Extension Center Reports : Fairfield County MGs Gardening Fair

By Sandi Wilson, Fairfield County MG Coordinator

I would like to take this opportunity to thank all the Master Gardener volunteers who helped make this year's Gardening Fair in Bethel a huge success! We had over 200 visitors attend this annual event, which is offered as a free community outreach to the public. The



**The Master Gardener booth provided an informative display and dealt with a wide range of gardening questions from the public**

event is run entirely by Master Gardeners who are responsible for planning and organizing, giving talks and demonstrations, and staffing educational booths.

This year's event featured informational booths such as sustainable turf, weeds and wildflowers, invasive plants, beetle farming, and non-toxic and organic solutions to gardening problems. Seeking their advice and expertise, the public also brought plant and insect samples and gardening questions to helpful Master Gardeners.

The weather was lovely as visitors perused used gardening books for sale, munched on free cookies, and participated in a free plant raffle at the end of the day. Perennials and other gorgeous plants were donated by area garden centers and were raffled off to lucky attendees.

Master Gardeners gave talks on Deer-resistant plantings, Connecticut Wildlife, Roses, and Jazzing up the Summer/Fall Perennial Bed. Other programs included an Invasive Plants Talk and Walk, Perennial Garden Tour, Weeds and Wildflower Walk, and Container Garden Demonstration.

The evaluations completed by attendees indicated



**So many beautiful plants for the raffle! A visitor to the fair reads the list of Plant Donation Sponsors with interest, as MG Intern Ann Huck looks on**

that the presentations, booths, and demonstrations were interesting and helpful. As a result of information they obtained from the Fair, visitors commented they would use more environmentally-friendly products, change watering practices, create compost piles, and

choose plants more wisely. It is such a wonderful thing to be a part of this event and it makes me proud to see how Master Gardeners can make such a positive impact in the community. Thanks to all who participated, provided funding, and attended our Fair!



**Free refreshments?  
Of course!**

×

**At the end of the day, a crowd gathers for a last look at raffle prizes**



## Extension Center Reports

### New Haven Extension Center

By Mira Schachne, MG Program Coordinator

This has been the learn-something-new-every-day, year. This office has seen more insects and plant diseases during the past few months than in the same time-frame for years back. Interns and Mentors alike have been polishing their skills in identification, even identifying insects that came out fighting from their little mailing canisters.

The weather this summer has yielded some diseases formerly found only in our reference books. We have, indeed, been learning and sharing the information with the public. All this new information is being added to our new computer program, that tracks the queries we deal with by the month and by subject matter. One of our Advanced MGs set up the computer program, and another MG is inputting all the information.

As part of our outreach program, the group has been writing monthly topical articles for a local newspaper. We are also negotiating to do a blog site with them. In addition, we are conferring with the publisher of a local magazine to provide similar information. Members of the class gave informative talks at local libraries and one of the group will be giving talks about compost, on behalf of the town of North Haven. Anyone who wants credits towards attaining AMG status by writing or speaking to groups, please contact me.

The success of the first-ever Master Gardener Gardens tour earlier this year, started a new trend for our program. Next year in July, the CMGA semi-annual

meeting and summer garden tour will be held in New Haven County. Any New Haven County MGs who would like to showcase their gardens at this event, please let me know. Those resident in other counties, please forward particulars to your local Coordinator.

Here in New Haven County, we might do a tour, or a huge plant sale, then a gala. I would really appreciate your thoughts about anything that would both raise funds and offer some fun social time. If you would like to offer help (your efforts will garner AMG credits, too) please email me. For some reason, mostly affecting gardeners, time vanishes between thoughts of closing down your garden and starting up in the next year. Start thinking now and get in touch...

Meanwhile, we continue to work with our ongoing sites and are winding down the program for this year. In 2007, we have programs to develop for a school and a public senior center. Again, any ideas about potential outreach projects will be happily received. We are trying to get back to the education/information aspect of the program, and cutting back on projects requiring manual labor only. Yes, there are many worthwhile outreach situations that are primarily labor intensive, and we intend to follow up with those. But I am sure that many of you can help us identify other projects that need the expertise of our Master Gardeners.

So... get in touch... keep in touch.

*Mira.Schachne@uconn.edu*

*Telephone: 203-407-3167*

### Norwich Extension Center

By Susan Munger, MG Program Coordinator

Squash bugs, orange-striped oakworms, bagworms and gypsy moths are just a few of the critters we've encountered this year in the Master Gardener office at the Norwich Extension Center. The weather has, of course, been the cause of many problems. Mold has been rampant and some people simply gave up on their gardens. Many days of wet, damp, cool weather meant that tomatoes and other favorite vegetables failed.

Fourteen Master Gardener Interns came to the office to answer questions and identify plants. Early on, we saw problems with weeping cherry, magnolia, rhododendron, and other flowering shrubs. Lawn problems cropped up in late spring and again in late summer. People brought in questions about a variety of trees, including ash, maple, oak, hickory, beech, arborvitae, and sycamore.

Outreach hours were completed at the Shaw Mansion, Enders Island, Harkness State Park, and at the Norwich Extension office on the turf plots. Other MGs wrote articles on gardening for the Post Road Review. One intern is updating our bug box and several attended agricultural fairs in Lebanon and Ledyard.

This was my first season on the job and I owe many thanks to all the Advanced Master Gardeners who mentored the interns and helped me keep the office running smoothly. The New London Forum garden held a success-



**The imposing façade of the Shaw Mansion, now home to the New London Historic Society, where New London County MGs worked on the gardens and installed new plantings over the summer**

ful plant sale in May, and in July a number of us had a very informative visit to a daylily grower in July.

I'd like to quote from a note sent by one satisfied client, "Please let the UConn Master Gardener program know that the Rogers Lake West Shore Association appreciates the help provided....I plan to request help again in the future".



## Channel 3 Kids Camp

By Bill Overton

### **"Plant a seed in the eyes and mind of a child."**

Did we do it? We'll never know for sure but I would say yes and we had 245 kids to prove it. 245 eight to twelve year-old children who were exposed to basic gardening principles during Channel 3 Kids Camp's eight week summer program. MGs Mary Cross, Carole Miller, Norma Miller and Paula Robinson developed our lesson plans. They were assisted at each session by Jay Beausoleil, Linda Brown, Bob Duffy, Ann DiBella, Ruth Hoffmann, Bill Overton and Susan Shear. Fran Bogoslofski, Stan Bonk and Dick Stroiney helped getting the garden ready for the camp season.

Our sessions were a pilot project added to the Camp's Nature Program, which was one of seven camp electives. Camp Director Dave Miezal informed us that in its inaugural year, our gardening program had become the third most popular camp offering.



*Linda Brown and Ruth Hoffmann work with some of the kids, planting seeds in the vegetable garden*

The Camp offers a structured schedule to these kids, who tour the 350 acre camp on their first day selecting programs they would like to join. Our sessions were fifty minutes each which included a lesson, hands-on in the garden, and questions and answers. The subjects taught in our three gardens (perennial and butterfly gardens and also a vegetable and annual herb garden) included "How Plants Grow", "What's In the Soil?", "Vegetables in the Garden" and "History of Herbs and Weeds."

In the beginning, we were overly ambitious in believing we could run the program four days a week. Fortunately, Kim Kelly, the Brooklyn Extension Coordinator and our mentor suggested that we start with a two-day program and we were better for it. Even with the best of plans, we found that changes needed to be made and flexibility was required of us since these kids had different levels of interest and abilities to learn. We also learned that trust was more than just a word. Many of these kids came from backgrounds we only read about,



*"Carole worked the kids through the various parts of the garden: herbs, vegetables and annuals. Like every kid before, the tomatoes were joyfully eaten when they got the chance."*

but they responded well to nurturing. Although we had many successes with the children as a group, there were kids we had a tough time reaching, and finding ways to create that trust in such a short time is a work in progress.

Our goal when we started was to make a difference in a child's life, however small. By doing so, we hoped we would bring credit to the Master Gardener Program, CMGA and the University of Connecticut. A special thanks is in order for Dawn Pettinelli of UConn's Soils Lab and Donna Ellis of UConn's Department of Plant



*"Jay introduced the kids to fresh corn and, believe it or not, they enjoyed eating it 'raw'."*





*"Thanks to Donna Ellis, Extension Education from UConn's Department of Plant Science, for an interesting afternoon session which amounted to a walk in the woods discussing good and bad plants."*

Sciences who added to our program by working with the children during two afternoon sessions. Each of them brought special skills to the program and tailored their teachings to the children's abilities. Going forward, my hope is to develop a greater working relationship with the University and its many departments.

It has been gratifying, humbling and fun all at the same time. One of our volunteer teachers summed up the summer perfectly when in her email, she stated that "it was an honor and a privilege" to work with the chil-

dren of the Camp.

Finally, I would like to thank CMGA and Paul Grimmeisen for their grant and support of our efforts.

For any Master Gardeners interested in joining us for the 2007 summer sessions, please contact the Tolland County Extension Center at 860-875-3331.



*Each of the kids received a Certificate of Completion "in recognition for having a green thumb"*

Bill Overton introduced readers of *The Laurel* to the Channel 3 Kids Camp in his article in the May 2006 edition. If you missed this, check the CMGA website, [ctmga.org](http://ctmga.org), for back copies of *The Laurel*.

Bill tells me that Channel 3 Kids Camp was originally called the Times Camp as its sponsor was the Hartford Times (which has since gone out of business).

He writes: "I got involved quite by accident: I was at a Christmas Reception and I happened to meet a lady by the name of Kerry Burrows who is the Development Coordinator for the Camp. She asked if I could be of help and I told her I would."

"They had been trying for several years to restart a dormant program. Channel 3's weatherman, Hilton Kaderli, used to host a garden program there prior to retiring in 1997."

"Several of my volunteers were in my MG Class of 2005 and we worked with several MG Interns in this year's class to put the program together."

Over the summer, Bill has kept everyone involved with this project informed, amused and entertained with his regular reports on progress at the gardens:

"The sunflower continues to enjoy a following as it reaches for the sky. In the greenhouse, the kids were given a chance to enjoy eating or viewing eggplant, peppers, tomatoes, zucchini, basil, rosemary,

sage, oregano, chives and parsley. The corn hadn't fully ripened, but they know where it came from. Each item they viewed was connected with the appropriate seed."

"Jay introduced the kids to fresh corn and, believe it or not, they enjoyed eating it 'raw'. Today's photo will attest to that."

"For those 'charting' the sunflower, we had two measurements taken today. . . . A full 10 inches of growth in 4 days!"

"Our final sunflower measurement was taken at 87 inches!"

"Paula led the sessions, each had 8 children attending. Planting seeds, harvesting lettuce and basil for the Camp's kitchen (eaten at lunch), along with insect hunts and seed inspections, were activities of the day. Flowers were deadheaded and dissected for their seeds. The kids got a close-up look using magnifying glasses."

"Dave Meizel, the Camp Director, told me that the garden program has 'far exceeded the Camp's expectations'."

*Congratulations to Bill and all his fellow Master Gardeners! - Hilary Forsyth, Editor*



## Time to renew your CMGA Membership!

It's that time of the year again: The wonderful fire-cracker colors of autumn leaves; crazy weather when a day of chilly rain can be followed by a day of brilliant sunshine; chrysanthemums and pumpkins; gardens bedecked with ghostly paraphernalia in readiness for Halloween.

And the all-important Master Gardener graduations. This year state-wide over 180 MG Interns are graduating as certified Master Gardeners. Congratulations to all of you! Completing the MG program requires a huge commitment of time, effort and energy, and you have every right to be proud of your achievement.

As surely as the year is drawing to a close, CMGA memberships are about to expire! For current CMGA members, this is the time to show your support for the CMGA and its wonderful programs by renewing your membership. For the newly-minted Master Gardeners, this is the time to sign up as members of CMGA and keep involved with Master Gardeners around the state. A membership application form is enclosed with this issue of *The Laurel*; please complete the form and mail

it, together with your subscription fee of \$20, to Kathy Baechle, 6 Christmas Tree Hill, Canton CT 06019.

### What does membership of CMGA mean to you?

As set out in Diana Ringelheim's article on page 4, CMGA membership fees help support the Master Gardener program itself, as well as providing funding for outreach projects, MG Intern tuition grants, and outstanding speakers at CMGA semi-annual meetings and the annual CMGA Symposium.

In addition, CMGA members receive:

- ◊ discounted tickets to the CMGA Symposium
  - ◊ copy of the CMGA Membership Directory
  - ◊ special access to the CMGA website (see Amy Talbot's article on page 11)
  - ◊ quarterly issues of this newsletter, *The Laurel*.
- A great deal for only \$20!

Support the CMGA and our Master Gardener program. Send in your membership application today!



## Extension Center Report : Hartford County

By Sarah Bailey, MG Program Coordinator

Hartford County Master Gardener Interns (from left) MaryJo Torcello, Susan Stover and Amy Schuster, work at the Foodshare Garden located at the 4H Education Resource Center at Auer Farm in Bloomfield. Master Gardeners and Foodshare volunteers maintain the garden, which it is hoped will generate over a ton of fresh produce this season for the food bank.

(Photo by Sarah Bailey)

## Middlesex County Focus Group

By Gerri Jacobson

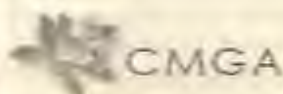
On July 21st, the Middlesex County Focus Group kicked off their first meeting at the home of Marsha Dowling. Eleven Master Gardeners and MG Interns discussed potential projects, and the dynamics of future meetings. The group is meeting on a regular basis with a primary focus to share knowledge and skills through Community Gardening.

If you are interested in meeting friendly people committed to the MG mission, this group is for YOU!!! Contact Marsha Dowling @ 860-344-8307 or Gerri Jacobson @ 860-342-4906 for additional information.

Pictured at right are Middlesex County Focus Group members Dianne Larosa, Cathy Smyth, Gerri Jacobson, Terry Zabiski, Jerome Zabiski, John Gibson, Eleanor Milardo, Gladys Goodale, Holly Baldyga, Marsha Dowling and Becki Connell.







## Connecticut Master Gardener Association



CMGA, the largest horticultural society in Connecticut, provides an opportunity for Certified Master Gardeners to share our knowledge and love of gardening with others. Through sponsorship of events and leadership of volunteer projects throughout the state, CMGA members are helping to educate and beautify our communities. [MORE](#)

### With That the Weather's Getting Colder, Warm Up to the New CMGA Website by Talbot, CMGA Webmaster

It may have been eclipsed by the dazzling display in the spring garden, but the CMGA website did blossom in May. The rejuvenated site at

[www.ctmga.org](http://www.ctmga.org)

with a font of information for members and a show-window for the public to learn about our organization and the great work we do.

Although there are some areas of the site exclusive to Certified CMGA members, almost all information is available to anyone who is interested. Click on the **Home** or **About CMGA** tab to read about our mission, the association's history, membership, and upcoming meetings. I hope that this information will be helpful to certified Master Gardeners who are considering membership, possibly a resource for people outside the organization who may benefit from our expertise.

The **CMGA Projects** section highlights community projects that members are leading around the state, and the **Want to Volunteer?** section lists outreach opportunities by county. Those who would like to dedicate time or who need to fulfill requirements for MG or certification can often find interesting options right in their areas. The **Events** and **Education** components provide information about upcoming classes and gardening-related events - whether sponsored by CMGA or not - plus links to updated Master Gardener Program information on the UConn Home & Garden Center website.

Current CMGA members are encouraged to register on the site, which also allows them to access archived, color issues of *The Laurel* and a message board. The registration process is free and very simple, and as the site evolves, there is likely to be more content just for Certified members.

Ultimately, the website should be an easy-to-use tool that, along with *The Laurel*, helps to inform and connect CMGA members, and connects them with oppor-

tunities to learn and give back to their communities. The site has been visited over 5,000 times in its first five months, so join the crowd! Check it out!

If there are other things you like to see on the site or if you have information to share (success stories, volunteer opportunities, events, etc), please contact [amytalbot2@comcast.net](mailto:amytalbot2@comcast.net) or call 860-295-1433.

### How Do I Register on the CMGA Website?

Many areas of the CMGA website are accessible to everyone, but there are a few sections that we save exclusively for current CMGA members, including downloadable past issues of *The Laurel* and a message board. And we hope to add more "members only" content!

To register:

- \* Go to [www.ctmga.org](http://www.ctmga.org).
- \* Scroll to the lower right corner of the Welcome page and click on "Join this site", then "Create New User".
- \* You will create a user name and password.
- \* You'll also be asked to answer a few simple questions so that we may confirm your CMGA membership. When you've completed the process, you'll get a message that your registration is being reviewed.
- \* Within 24 hours, you should receive an email that your registration has been approved - or if not, what the problem might be.

Once the registration is approved, you can choose to be automatically recognized as a current CMGA member each time you enter the site. You will have exclusive access to all that the site has to offer.

If you have any problems or questions, please contact [amytalbot2@comcast.net](mailto:amytalbot2@comcast.net).



### Classes That Will Curl Your Toes

By Amy Talbot

You've worked hard, you've learned a ton, and best of all, you've probably met some wonderful people who share your passion for gardening and community involvement. Whether you earned your Master Gardener certification this year or too many years ago to count, you can continue that great experience with the Advanced Master Gardener Program.

Think of the Master Gardener Program as your core curriculum - Freshman English, Math 101, and Intro to Physics - but in a parallel garden-centric universe. (Who knew a daylong discussion of dirt - sorry, soil - could be so much fun!) Now you have a wonderful foundation of knowledge and experience, but there are probably some areas that curled your toes more than others.

The Advanced Master Gardener Program was created six years ago in response to MGs' requests for continuing education that would be more specialized, yet flexible. You can choose from a wide array of classes that focus on what you love the most - electives, if you will. Five categories of classes are offered at various times of day or evening across the state:

**Gardening Design:** Basic design principles and technique for establishing and maintaining perennial borders.

**Gardening Series:** Specific horticultural topics with a focus on in-depth training and hands-on practices.

**Education Series:** Different tools and materials that can be used in teaching adult learners.

**Landscape Design:** History and art of planting design, with a focus on sustainable and environmentally friendly gardens.

**Horticultural Therapy:** Training in the design, implementation, and maintenance of HT gardens, which use live plants and the growing environment to help heal and rehabilitate people.

In order to obtain advanced certification, a graduate of the Master Gardener Program must complete 20 classroom hours and 40 outreach hours over a three-year period. The outreach time begins accumulating with the first AMG class you take. Once you've earned your AMG Certification, there are annual requirements to maintain your active status and opportunities to reach elite levels - Bronze, Silver, Gold and Ruby - based on completion of additional classroom and outreach hours.

To manage costs, semi-annual catalogs are delivered by mail only to those enrolled in the Advanced Master Gardener Program but are available online at [www.ladybug.uconn.edu/mastergardener](http://www.ladybug.uconn.edu/mastergardener). (For quick reference, a synopsis of the latest Fall/Winter classes appears on the following page.) Published in late September, the Fall/Winter 2006/2007 catalog offers a host of timely new classes, including Energy Alternatives for Home and Farm Use, and Lyme Disease Prevention. Back by popular demand are Planning a Perennial Garden on Paper, Ferns: the Unsung Heroes, and Coexisting with Deer.

Explains Cyndi Wyskiewicz, "I am excited about the Master Composter Training series. This train-the-trainer program will give Master Gardeners the tools and opportunity to work in the community and teach other MGs and the public about composting and recycling. These are important environmental issues that we should all be concerned about."

Prices range from \$25 to \$60 per class for Master Gardeners, and slightly more for Non-Master Gardeners, who may take the classes but will not be eligible for AMG certification. Enrollment for each class is limited, so check out the catalog and sign up for your favorites now.

## Master Composter Training Course

Back by popular demand! MGs have recently expressed interest in bringing back the Master Composter training originally offered by UConn, in conjunction with the DEP, in the late 1980s. A Master Composting Training Program is now available in the Fall/Winter 2006/2007 AMG course schedule.

This program is designed to train committed Master Gardeners who want to gain composting expertise and assist in educating their community in the area of backyard composting. The program provides an opportunity for hands-on experience, lectures by UConn Extension staff and certified MGs, free compost bins to participants and an overview of the latest composting tools and techniques.

**Attention Master Gardeners!** The Advanced Master Gardener program is looking for Master Gardeners who compost and are knowledgeable about composting techniques. We need your help with the new "Train the Trainer" Master Composting Workshop.

If you have composting experience in bin design, worm composting and/or the science behind composting please help us out. We are looking for MGs to help us run the training course. MGs can earn outreach hours for assisting. (NOTE- this does not apply to students who are enrolled in the Master Composter Training Course.) If you are interested, please call the MG education office at (860) 486-6343.



## Advanced Master Gardener Courses : Fall/Winter 2006/2007

<b>Date and Time</b>	<b>Location</b>	<b>Class and Instructor</b>
Saturday, October 21, 2006 10:00AM - 1:00PM	UConn Storrs	<b>Introduction to Tree ID</b> Jonathan Lehrer
Saturday, October 21, 2006 10:00AM - 12:00PM	Norwich	<b>House Plants - Bringing them in, Keeping them Going, Putting them Out</b> - Linda Turner
Saturday, October 21, 2006 10:00AM - 12:00PM	Haddam	<b>Function and Conceptual Design</b> Michael Dietz
Saturday, October 28, 2006 10:00AM - 12:00PM	Stamford	<b>Introduction to Bryophytes</b> Eric C. Morgan
Saturday, November 4, 2006 9:30AM - 11:00AM	Torrington	<b>Lyme Disease Prevention</b> Sue Perlotto
Wednesday, November 8, 2006 6:00PM - 8:30PM	West Hartford	<b>East meets West: Gardens of the Past: Gardens for the Present</b> Rita Bond
Thursday, December 14, 2006 6:00PM - 8:00PM	Haddam	<b>High Style for the Holidays</b> Amanda Fargo-Johnson
Tuesday, January 16, 2007 2:00PM - 5:00PM	Hampton	<b>Basic Elements of Design - Naturally</b> Barbara Yeager
Saturday, January 20, 2007 9:30AM - 11:30AM	West Hartford	<b>Bonsai Basics</b> David A. Silver
Monday, January 22, 2007 1:00PM - 3:00PM	Vernon	<b>Composting: A Mulch Better Use of Garden Wastes</b> Chuck Edinger
Saturday, January 27, 2007 9:00AM - 1:00PM	West Hartford	<b>Planning a Perennial Garden on Paper</b> Nancy DuBrule-Clements. THIS CLASS IS FULLY SUBSCRIBED
Tuesday, January 30, 2007 10:00AM - 12:00PM	Stamford	<b>Know and Understand the Insects in Your Garden</b> Hilary Forsyth
Tuesday, February 6, 2007 12:00PM - 4:30PM	UConn Storrs	<b>Turfgrass Disease 101</b> John Kaminski
Tuesday, February 6, 2007 1:00PM - 3:00PM	Brooklyn	<b>Best Management Practices for Organic Vegetable Gardening</b> Wayne Hansen
Thursday, February 8, 2007 10:30AM - 12:30PM	Norwich	<b>What's in a Name? A Primer in Plant Systematics</b> Caroline Driscoll
Tuesday, February 27, 2007 1:00PM - 3:00PM	Stamford	<b>Have Fun, Grow Orchids</b> Lesley Gehr
March 7, 14, 21, 24, 28 and April 4, 11 and 21, 2007 (8 sessions)	Haddam	<b>Master Composter Training</b>
Wednesday, March 14, 2007 1:00PM - 3:00PM	UConn Storrs	<b>Co-Existing with Connecticut Deer, or How to Have Vegetables and Eat Them Too!</b> Steve Olsen
Thursday, March 15, 2007 10:00AM - 12:00PM	Norwich	<b>An Introduction to Wetlands and Vernal Pools of Southern New England</b> Jon Mitchell
Tuesday, March 20, 2007 10:00AM - 12:00PM	UConn Storrs	<b>A Seed Starting Guide</b> Rob Durgy
Saturday, April 14, 2007 10:00AM - 12:00PM	West Simsbury	<b>Energy Alternatives for Home &amp; Farm</b> Nevin Christensen
Saturday, April 14, 2007 10:00AM - 12:00PM	Haddam	<b>Ferns, the Unsung Heroes</b> Helen Pritchard
Saturday, May 5, 2007 10:00AM - 1:00PM	UConn Storrs	<b>Basics of Rock and Alpine Gardening</b> Joyce Fingerut
Wednesday, May 16, 2007 7:00PM - 8:30PM	Stamford	<b>Containers through the Seasons</b> Barbara Soebbing

Registration forms and full details of these AMG classes are available online at [www.ladybug.uconn.edu/mastergardener](http://www.ladybug.uconn.edu/mastergardener). Or telephone : 1-860-486-6343



## Water Quality Outreach Project – a drip?

By Jill Chase and Angela Rhoderick  
2006 MG Interns, Stamford

Selecting an outreach project topic was an easy choice. We both had passion and a strong sense of urgency to educate gardeners about water quality. Our goal was to create awareness about water quality issues and define specific ways in which gardeners can make choices that will significantly impact water quality. We found the “perfect” venue for our outreach project -- a plant sale sponsored by a local gardener’s club in Ridgefield, CT. We met regularly for weeks creating the outreach project proposal, outlining our strategy, meeting with the garden club officials to communicate and get approval, contacting UConn and the EPA for brochures that had a solid and punchy message. We advertised the upcoming water quality event in the Ridgefield Press. So, what was it that we wanted to communicate? The facts –

- ◆ 1% of the earth’s water is usable
- ◆ 80% of all water pollution comes from homeowner water (lawn watering, car washing), rainwater and melted snow eventually ends up in our rivers, oceans, wetlands and drinking water
- ◆ nonpoint source pollution is the NUMBER ONE threat to water quality in the United States.

We practiced our presentations and demonstrations tenaciously weeks before the event. We worried how we could juggle all the questions and handle the demonstrations and manage the crowds! The big day soon arrived, the Mother’s Day annual 2-day plant event. What a soaker those 2 days turned out to be! Why we couldn’t remember it ever raining that hard for so long. Despite the downpour, the water quality booth was decorated with punchy posters, gorgeous plants and a large umbrella to lure in our visitors. Our outreach featured:

- ◇ Hourly stand-up education sessions;
- ◇ Demonstrations on how to take a soil sample, and setting-up a rain barrel;
- ◇ Table where facts and questions about water quality could be discussed;
- ◇ Take-away material, including information on the Home & Garden Education Center, soil testing, residential site assessment, and lawn care.

Our outreach project had all the elements for success. We had the booth, the demonstrations, take-way materials and the umbrella to offer a break from the torrential rains!

Let us share with you how the day played out. To us it appeared that people avoided the water quality booth. We did not get questions and did not get to juggle the demonstrations or the crowds we had envisaged. We pondered why we were so unpopular. We even experimented during the event by stepping away from the water quality booth and letting it stand alone. We found that people would visit the booth if we weren’t there to “man” it. We thought perhaps people are aware of wa-

ter quality issues and want to pull just enough information and do not want information pushed onto them. Could it be people just don’t want to know about water quality? Maybe talking about water quality at a plant sale is like mixing oil and water.

Was our outreach project on water quality a success? By our standards and expectations, we would call it a drip – but not a failure. We achieved half of our original goal: we created awareness about water quality. The article in the Ridgefield Press detailed the issues we wanted everyone to know about. The water quality booth with its punchy posters, rain barrel and materials communicated the message. Our presence was loud and clear.



**Jill Chase (left) and Angela Rhoderick at their Water Quality Booth, ready to educate the elusive public**

We learned a lot about how best to deliver information. Important issues, such as those related to water quality, need to be communicated in a positive manner and in consumable chunks. For example, had we identified one or two basic water quality messages and discussed them in the context of caring for a newly purchased plant, it would have created a “win-win” result. Sometimes less is more.

Building water quality awareness is a small step to a longer journey that every Master Gardener is committed to. We must continue to communicate the fact that we can all have an impact on water quality by making informed choices. Nature is designed to work in concert and in balance. The less we do to interfere with nature, the more nature can continue to play its role. Clean water begins with you and me.

For more information on water quality contact [www.sustainability.uconn.edu](http://www.sustainability.uconn.edu).



Date and Time	Event, Location, Contacts
November 16, 2006 8PM	<b>C. Colston Burrell - "Wild Things Make a Comeback"</b> . CT Horticultural Society monthly meeting @ Emanuel Synagogue, West Hartford, CT. Info: 860-529-8713 or <a href="http://www.cthort.org">www.cthort.org</a> .
November 16, 2006 7PM - 9PM	Simsbury Garden Club presentation: <b>Claude Monet: Evolution of a Gardener</b> . Tish Robinson, French Impressionist scholar, will trace Monet's development as a gardener as it paralleled his development as an artist. Admission. Information: 860-408-1384.
November 28-30, 2006 8:15AM - 3:15PM	<b>Gardening Study School</b> . Sponsored by The Federated Garden Clubs of CT. Course I topics include Botany, Houseplants, Bonsai, Soils, Plant Propagation. Held at The Connecticut Agricultural Experiment Station, New Haven. Information: <a href="mailto:rodneymhayes@yahoo.com">rodneymhayes@yahoo.com</a> or 203-481-5918
December 5, 2006 10:00AM - 12:00PM	<b>CMGA Semi-annual membership meeting</b> . The Pond House, Elizabeth Park, West Hartford. Presentation: <b>"Decorating for the Holidays"</b> with guest speaker Louis Lista of the Pond House Cafe. See Notice of Meeting and directions to Elizabeth Park on page 1 of <i>The Laurel</i> . For further information: contact Paul Grimmeisen 860-677-0504
January 18, 2007 8PM	<b>Page Dickey - Gardens in the Spirit of Place</b> . CT Horticultural Society monthly meeting @ Emanuel Synagogue, West Hartford, CT. Info: 860-529-8713 or <a href="http://www.cthort.org">www.cthort.org</a> .
January 18, 2007 10AM - 12PM	Also February 15 and March 15, 2007. <b>Special Lecture Series/"American Gardening"</b> @ New York Botanical Garden, Bronx, NY. Two lectures each day, 10AM-12PM. Register all three & receive a discount. Info: call 718-817-8747 or visit <a href="http://www.nybg.org/edu">www.nybg.org/edu</a>
January 19-21, 2007	<b>Eastern Winter Study Weekend, "The Evolution of a Rock Garden"</b> @ Hyatt Regency Hotel, Rochester, NY. North American Rock Garden Society. <a href="http://www.nargs.org/meet">www.nargs.org/meet</a>
January 20, 2007 11AM - 3PM	<b>Winter Twig Identification</b> @ White Memorial Conservation Center, Litchfield, CT. Instructor: Bryan Connolly. New England Wildflower Society class. Fee. Info: <a href="http://www.newfs.org">www.newfs.org</a>
January 22, 2007 11:30AM	<b>Gertrude Jekyll and the Glebe House Garden</b> by staff member, Sarah Griswold. <b>Simsbury Garden Club</b> at the Apple Barn, 60 Old Farms Rd., West Simsbury. For information call 860-408-1384.
January 31, February 1, 2, 5, & 6, 2007	<b>NOFA, 6<sup>th</sup> Annual 5-day Organic Land Care Course in Connecticut</b> @ CT Agricultural Experiment Station, New Haven, CT. <a href="http://www.organiclandcare.net">www.organiclandcare.net</a>
February 10, 2007 10AM - 12PM	<b>Special Saturday Programs/"Shade Gardening"</b> @ New York Botanical Garden. Info: call 718-817-8747 or visit <a href="http://www.nybg.org/edu">www.nybg.org/edu</a>
February 15, 2007 7:30PM	<b>"Daylilies: The Great American Success Story"</b> by Sydney Eddison. Emanuel Synagogue, West Hartford, CT. Monthly meeting, CT Horticultural Society. <a href="http://www.cthort.org/calendar">www.cthort.org/calendar</a>
February 22-25, 2007	<b>The Connecticut Flower &amp; Garden Show</b> @ The Connecticut Expo Center, Hartford, CT. <a href="http://www.ctflowershow.com">www.ctflowershow.com</a>
February 24, 2007 10AM - 12PM	<b>Pruning Fundamentals</b> . New England Wildflower Society class presented by Carl Galanter at Broken Arrow Nursery, Hamden, CT. Fee. Info: <a href="http://www.newfs.org">www.newfs.org</a>
March 17, 2007 8:30AM - 3:30PM	<b>CMGA Symposium 2007: "Making Gardens by Design"</b> . Manchester Community College, Manchester, CT. Keynote speaker Gordon Hayward. Closing speaker Warren Leach. Detailed program and applications will be mailed out to CMGA members early 2007.

## Elizabeth Park Volunteers Wanted!

Elizabeth Park is desperately in need of volunteers to help maintain the gardens. If you are able to help, please call Anne Stone at Friends of Elizabeth Park at 860-231-9443, or email [www.elizabethpark.org](http://www.elizabethpark.org)

## Donate your Gardening Books!

New and used gardening books to be donated for establishment of a library at Elizabeth Park. Contact Paul Grimmeisen, 860-677-8645, or email [paul24wor@aol.com](mailto:paul24wor@aol.com)



Connecticut Master Gardener Association


# The Laurel

PRESORTED  
FIRST CLASS U.S.  
POSTAGE  
PAID  
PERMIT #43  
GUILFORD, CT  
06437

CMGA  
c/o John Neff  
18 Knollwood Road  
Farmington, CT 06032



06825\$2626 C041



## IT'S TIME TO RENEW YOUR CMGA MEMBERSHIP!

All CMGA memberships expire at the end  
of the year  
Send in your membership application  
and subscription fee today!

**Membership application for 2007  
inside**