

# The Laurel



Connecticut Master Gardeners' Association



## From the President

Now that the holiday season is past and the new garden catalogs are beginning to arrive, I trust everyone is ready to begin planning their spring gardens. Let's hope the spring season brings us perfect garden weather.

The CMGA annual meeting was held at the Haddam Extension Center on November 13, 1999. After we enjoyed a delicious potluck lunch, approximately 45 members participated in very worthwhile organizational discussions. The highlights were as follows:

**ByLaw Revisions** — The proposed bylaw revisions were

*(Continued on page 3)*

January/February, 2000

Volume 13, Issue 1

## New Advanced M.G. Program!

by Kate Cheromcha

Have you ever responded to a survey, thinking that you were probably wasting your time, that nobody ever reads them? That was not the case with the Advanced Master Gardener class surveys. They were collected, read and used to help plan an exciting new development — Advanced Master Gardener classes!

At the November 13th semi-annual meeting, Cindi Wyskiewicz unveiled the Advanced Master Gardener Course that will be offered by UConn, starting this spring. In order to become certified as an Advanced Master Gardener, participants will have to complete 20 hours of class time and 40 hours in outreach services, primarily in the office or as mentors on projects. We will have three years in which to complete these requirements. By offering a variety of courses, we will be able to focus on topics that interest us personally and give us the knowledge and skills to take on leadership roles in community projects. Course offerings will be as flexible as possible, with the same class available at different times and locations so that the maximum number can participate.

Starting this spring, we will be receiving a catalog that details the program and the first five classes. They are: Garden Design with Focus on Perennials; Horticulture Therapy; Gardening Techniques Series (i.e. Roses, Pruning, Vegetables, etc.); Landscape Design - Historical and Sustainable and Educational Series - 2001 - How to Teach. One goal of the Advanced Program is to bring the Master Gardeners into having more active involvement with the Home and Garden Center at UConn and to solidify its position at the College of Agriculture. We will gain the knowledge and skills to enable us to take leadership roles in Extension and Association projects, sharing what we know with others.

"Stay with us on this," said Roy Jeffrey, "and make a point of being actively involved. The University will be looking for feedback on the program organization and courses. Like a new restaurant, you may not find everything you want right away, but over time we will develop an extensive menu."

*(Continued on page 5)*

### Inside This Issue

<b>A New Look for the Year 2000</b>	2
<b>A Book Review ... by Kate Cheromcha</b>	6
<b>District Development</b>	14

Printed on recycled paper.

The Laurel is published by the C.M.G.A. six times a year; January, March, May, July, September and November.



Please submit any articles, suggestions or inquiries by the 15th of the month prior to The Laurel's release to:

Kate Cheromcha  
9 Northwood Road  
Quaker Hill, CT 06375  
(860) 439-0099  
email: tennis@snet.net

or

Mary Collins  
13 Basketshop Road  
Hebron, CT 06248  
(860) 228-9436  
email: Cooknwme@aol.com

Please include your phone number. Space availability is on a first-received, first-printed basis. Thank you!

### 2000 C.M.G.A. Officers

**President:** Larry Van Der Jagt  
(860) 658-7716  
Email: RVJAGT@worldnet.att.net  
**Vice-President:** Marilyn Shirley  
(860) 872-2432  
**Treasurer:** Lucy Goodridge  
(860) 521-9762  
**Secretary:** Susan Hendrick-Wilson  
(203) 378-5804  
**Co-Editors:** Kate Cheromcha & Mary Collins  
**Extension Liaison:** Roy Jeffrey  
(860) 774-9600

## A NEW LOOK FOR THE YEAR 2000!

The C.M.G.A.'s newsletter has got a new look! What better time than in the first issue in the new millennium to become new and improved ... but that's not all! There are big plans in the brewing to continue to improve this publication, to better suit you, the members of the C.M.G.A. ... as one can't "rest on their laurels" you know!

Book reviews ... articles on current issues and concerns, educational information on pests and diseases ... updates on outreach opportunities throughout the state, both for Associate members seeking to complete their required outreach service time, and also for you "seasoned veterans" who have so much to share with others in your communities. By knowing more about what the Associates are working on, we can better assist with mentoring projects throughout the state.

Mary Collins, a '99 Storrs class graduate, has joined Kate Cheromcha on this newsletter effort. Mary is one of the founding co-chairs of the Gardeners' Roundtable, which meets monthly in Hebron, CT, and is also the editor of their quarterly newsletter. During her required outreach service hours, Mary also produced a monthly newsletter for the Storrs class, providing articles on pertinent topics to the season, along with information on other students' projects and upcoming events.

Kate and Mary are looking to the new millennium with high hopes and enthusiasm for the C.M.G.A. and The Laurel, but they can't do it alone, folks! Your help is needed! Let's have articles on topics of interest to you! Let us know about upcoming events and opportunities in your area, so we can share it with the rest of the members! Know of a new nursery, or a particular plant that you just love? Let us know! Read a good book lately? Tell us what you thought of it! Local garden clubs and groups are always having various activities and speakers ... let us know! Know of a possible outreach project in your area? Have an excess of irises or other plants that you'd like to swap for something different? The more information we can get out to you in

*(Continued on page 8)*

### **VENDORS!**

Vendor spaces are still available at the C.M.G.A.'s Symposium, planned for March 18th, 2000. Anyone interested in renting space, please contact Jonas Zucker (203) 368-4978, or Ellen Morse (860) 649-6192 for further information. Cost is \$25.00 per table, which includes lunch.

## Welcome Class of 2000!

Well, here we are, January of a new year, and a new millennium ... and with that comes a brand new Master Gardener Certification class! Congratulations! You're entering into a fantastic program, with much to learn and experience. This year's class consists of 216 members, and the four locations for the course being Haddam, Vernon, West Hartford and Bethel.

While participating in the certification course, you're considered "Associate" members of the CMGA ... and we wish to warmly welcome you to the organization.

As you progress in the course, you will wonder about what project(s) you might consider for your outreach service hours. Your M.G. Coordinator will have potential projects, but you won't be limited to just those choices! Consider contacting your town Park & Rec. Dept., or your local senior center. A couple of '99 classmates collaborated on a television program for their local cable's community access channel, and another organized a plant sale as part of a fundraising effort for the American Cancer Society! Many Associates have gotten a great deal of satisfaction from working at the various fairs, providing the public with hand-outs and information ... the possibilities are almost endless! Also watch here in The Laurel, as we will continue to list potential outreach projects, as they become available.

The time will fly by for you, just as it did for previous classes, and soon you will have survived the "final exam" and "practicum", and wondered where the time has gone! One thing you will take away with you, however (besides the huge wealth of information and knowledge you will have acquired from this program), is the wealth of new friends and associates you will have made while participating in this course. That is a value that no one can put a price on. Enjoy!

## A New Look for an Old Friend

Dear Fellow Master Gardeners,

It is with pride and pleasure that we send out this issue of our newsletter. In the previous sentence, the most important word is "we". This past November, Mary Collins, a Master Gardener from the 1999 class, contacted me and offered her help with the newsletter. The new layout, the expanded format and even the name are thanks to Mary's efforts and energy. I am delighted that Mary came forward to volunteer and we hope that you are equally pleased with our "new" sletter. We will be publishing six issues a year and I am grateful to be working with Mary on them. Your comments are welcomed. Sincerely, Kate Cheromcha, Co-Editor

## From the President (cont.)

*(Continued from page 1)*

approved. This established four districts and makes each district representative a member of the board with the right to vote. In addition, the following committees were added, with each committee chairperson a member of the board with the right to vote:

- \* Program - Cyndi Wyskiewicz - (860) 658-7716
- \* Membership - John Carlson - (860) 872-2432
- \* Publications/Public Relations -  
Kate Cheromcha - (860) 439-0099

The Publications/Public Relations committee is being reviewed for the possible addition of co-chairperson. I would like to express my most sincere thanks to everyone who volunteered to help on these committees.

**Elections of Officers** — I would like to thank the nominating committee for their work in providing us with the slate of officers for the year 2000. See page 2 for the slate of officers as proposed and approved by the attending members.

**Budget** — The proposed Y2K budget included \$3000 for selected expenses. The sum of \$1000 was approved for the Camp Harkness greenhouse, as well as \$300 each to support a Master Gardener booth at the Hartford Flower Show, and to support the Master Gardeners who are helping with the improvements at the Auer Farm in Bloomfield (4-H Resource Center). I am very happy to say the total budget was approved.

**Districts** — The CMGA is now divided into four districts; Northeast, Northwest, Southeast and Southwest. This coming year our focus will be to get these districts organized and active. Marilyn Shirley, our new vice president, as agreed to head this activity.

**Advanced Master Gardeners Program** — Cyndi Wyskiewicz was our speaker and presented us with the proposed program for the Advanced Master Gardeners course. Our thanks to Cyndi and the UConn staff for a job well done.

*(Continued on page 13)*

## NEW ORGANIC PRODUCT!

Dear Master Gardeners,

There is a new product on the market that provides broad spectrum control, treatment and prevention of horticultural diseases caused by micro-organisms.

ZeroTolerance (Zerotol) produces no toxic residues, is clear and odorless, and is certified organic with zero re-entry time.

Zerotol is used as a fungicide and algacide to clean tools, greenhouse surfaces and equipment.

Used as a pre-plant dip treatment to control damping-off, root and stem rot disease on ornamentals, nursery plants, seeds, seedlings, bulbs and cuttings. Diseases caused by pythium, phytophthora, rhizoctonia, fusarium and thielaviopsis.

Used as a soil drench to control pathogenic bacteria or fungi prior to planting. Also used as a soil drench in established plantings to oxygenate root systems.

Used as a foliar spray, even on full color flowers, cut flowers and bracts without worry of phytotoxicity. Treats, controls and prevents algae - anthracnose - blackspot - botrytis - downy mildew - fusarium - leaf spot psuedomonas - pythium - phytophthora - powdery mildew - rhizoctonia - rust - scab - smut - thielaviopsis - wilts — blights and other plant pathogenic fungi and bacterial spores.

Used to sanitize water for use in irrigation, humidification and misting systems. Keeps systems clean of algae, slime, bacteria, fungi and viruses.

Used as a turf application to control and prevent algae, anthracnose, dollar spot, copper spot, pink snow mold, slime molds, summer patch, fusarium blight, stripe smut, and leaf spot. Safe on all turf varieties including bent grass. Effective even when applied in the rain.

One warning. Do not get Zerotol on skin. It will turn skin white because of its peroxide base.

This product can be bought at grower supply stores such as Milikowski's in Stafford Springs.



## Kairos and Narcissus Bulbs

The narcissus bulbs have begun to grow upon my wintery window sill.

Each bulb is erecting three sprouts of yellow-green glowing early life.

Within each shoot a flower hides, swollen bulges beneath the silken skins.

I see the roots


growing through a watery world, down to the bottom of the glass vase.

Tiny threads, they hold secure the miracle of all that is unfolding above.

Simply unaffected by time or place the narcissus are living in kairos, creating a perfect Spring.

A holy lesson narcissus lives upon a winter window sill.

Poem written by Cynthia Traill Bulach, 1999 - Printed with permission.



You can find more information on Zerotol by calling BioSafe Systems at 1-888-273-3088, or visit their web site at [www.horticulture.com/Zerotol](http://www.horticulture.com/Zerotol).

Keep growing!

Etta Brown, M.G. - Nature Nook  
P.O. Box 263, Eastford, CT 06242 - (860) 487-3883  
(poetry machine)

Directions: Rte. 44 to Rte. 198N. - 0.6 miles on right.

(This article was originally printed in the September, 1999, issue of Musings of a Master Gardener.)

## Calling All Gardeners Take a Break!

The summer of '99 was a real challenge. Did you want to throw in the trowel? Here's a self-quiz to see if you can still call yourself a gardener. Check off all that apply.

- <> You photograph your flowers more often than your family and friends.
- <> You'd rather cut grass than vacuum the carpet.
- <> After a terrific out-of-town vacation, you regret missing the peonies in bloom.
- <> You would turn down a job transfer to a location with a shorter growing season.
- <> You'd choose a fish pond over a swimming pool.
- <> Your pruner is sharper than your kitchen knives.
- <> You say "garden soil" never "dirt".
- <> You'd prefer a leaf shredder to a food processor.
- <> You deadhead flowers in other people's gardens.
- <> You'd rather water your garden than wash your car.
- <> You garden in the rain, only stopping when it thunders.
- <> After a thunderstorm you check for tree damage before basement flooding.
- <> You can state your Hardiness Zone faster than your area code.
- <> After a snowstorm you brush off the ornamental trees before shoveling the walk.
- <> A green house is on your wish list, not a hot tub.
- <> You are thrilled with a load of compost for a birthday present.
- <> You buy beer for slugs.
- <> You enjoy rain, but go ballistic over hail.

### SCORING:

5 or less: No headaches for you if there's a frost.

6-10: You spend more time in the hammock than in the humus.

11-15: You know which end of the corm is up.

Over 15: You need some horticultural withdrawal. Time to close the garden gate!

(Thanks to the Cooperative Ext. Office in Kingston, RI)

## The Roadside Farm Stand

The purpose of this column is for listing any gardening items, tools, information or plants that you may wish to find, sell, buy, barter, trade or just plain get rid of! If you would like to list in this section, please leave your name, number and a detailed message at (860) 228-9436.

\* \* \* \* \*

**Borrow or Rent:** A small back-hoe to dig out a small water garden site in Hebron. Call Mary at (860) 228-9436, or email at [Cooknwrme@aol.com](mailto:Cooknwrme@aol.com).



## Advanced Program! (cont.)

*(Continued from page 1)*

The University has made the commitment to this program and its continued support, including financial, will depend on how enthusiastically it is received. Master Gardeners will have the first choice of classes, then they will be offered to the general public. So watch your mail for the catalog and pick a course. You won't want to miss this opportunity!

## A BOOK REVIEW

by Kate Cheromcha

Write a book review? EASY! Pick a book, any book. After all, there are hundreds of gardening books on the market and they seem to proliferate like weeds. Mine fill over ten feet of shelf space, not including magazines, clipping files and newsletters. But which book? That's the hard part. After all, there are hundreds ...

When I started gardening, I collected books almost as fervently as I collected plants. I was especially enamored of books with titles that contained words such as "twenty minute", "no effort" and "time saving". I also fell for books that claimed to have ALL the information I needed between their covers. Then, of course, came the dream books as in "How to have the garden of your ...". A real find was a book that would promise to give you the garden of your dreams in twenty minutes or less. My thinking was that if I just bought the right book, the garden would happen. Maybe opening that book would be the equivalent of rubbing a magic lamp! That only happens when the book is a checkbook. After a few mistakes, some expensive, I came to a conclusion about my gardening library. Not only is it impossible to own them all, you don't want to!

For this first column, then, I thought it would be helpful to talk about gardening books in general, highlighting my own favorites and looking for yours for future columns.


*"My thinking was that if I just bought the right book, the garden would happen."*

For a first general reference garden book, I used Garden Primer, by Barbara Damrosch, more often than any other. It is extensive, without being overwhelming and the line drawings are clear and uncluttered. I also enjoyed A Self-Taught Gardener, by Sydney Eddison. Her book reads like a conversation with an old friend, as she confesses to both her triumphs and failures with a sense of humor.

Since much of my initial gardening efforts concentrated on learning what I had and how to take care of it, I was delighted to find these three books: The Landscape Problem Solver, The Flower Garden Problem Solver and The Garden Problem Solver, all by Jeff and Liz Ball. These three books help identify problems that are plaguing a particular plant and how to care for it. Published by Rodale Press, they offer environmentally friendly solutions. A nice feature about these books is that it is possible to look up a problem by the symptom; such as leaf spot, chewed leaves, etc.

As you continue gardening, you will find your interests becoming more specialized. Perhaps roses are your passion or daylilies are your thing. You

*(Continued on page 16)*



# AN OUTREACH TO REMEMBER

## NORTH-WEST DISTRICT

### Windsor

by Jill Levine, M.G. '98

Sixty hours of outreach community service! How hard could that be? I have worked that many hours in one week, so this should be a "piece of cake", especially since a portion of the time would be spent working in the M.G. office fielding questions! No problem for three new, enthusiastic Master Gardeners!

Mutual ties cultivated through attending our classes and the love of gardening had already fostered our friendship, but as Julie Fewster, Arline Jacques and I began discussing how we would fulfill our outreach obligation, we agreed that we wanted to improve some aspect of our own community, pass on to others some of the horticultural knowledge we had derived from the Master Gardener Program and benefit as many of the citizenry of our own town as possible. Our choice was the Windsor Public Library, located at the southern most end of the historic green in Connecticut's oldest town. The landscaping surrounding the original building and its 20th century addition had been installed 23 years ago, and was overgrown, diseased and had lost its design. We decided to refurbish the front façade and one side of the building that faced Broad Street, the main throughfare through Windsor Center. Over 200 square feet of new landscaping — maybe this wasn't going to be so easy, but with three of us working together, what an impact we could make!

Our project began one very cold March afternoon, two days following a significant snowfall. We tromped through mounds of snow, measured the footprint of the building and the existing beds and reduced the measurements to a scaled drawing. We brainstormed about our vision of what we perceived to be not only a beautiful new landscape that would complement the structure but also one that would be in

keeping with the historic nature of the town green. We agreed that the plan should include conifers, deciduous shrubs, bulbs and perennials of varying heights and textures that would provide beauty not only during the grown season, but also winter interest. A strong color palate of red, yellow and purple was chosen to complement the pale yellow façade of the building. Once we completed our design and finalized a plant list, we made a presentation to the town officials and library staff and, with a few modifications, we were given approval for installation. Employees of the Parks and Ground Division agreed that they would remove the old plant material, add amendments to the soil, install a drip irrigation system and edge and mulch the beds.

We decided that, as Master Gardeners, we should pass on some of the education that we had obtained attending our classes. With difficulty, we were finally able to enlist four members of the 4-H Flyers, along with their leader, who agreed to help us plant the shrubs in exchange for our teaching them about the plant materials they would be installing. We also felt it was important to publicize our project, focusing on the benefits to the community that the Master Gardener Program provides. We contacted local newspapers and articles about our project appeared in the *Hartford Courant*, the *Windsor Journal* and the *Journal Inquirer*.

The Beautification Committee of First Town Downtown, a group of business leaders who have joined together in an attempt to revitalize Windsor Center, learned of our project and told us that they were planning to install annuals in the planting beds on the median located in the center of our town. They were interested in coordinating our projects. We met and agreed on a complementary group of plantings and decided to install both projects on the same day to foster community spirit and enthusiasm.

In the early morning hours of April 30th, town trucks filled with shrubs and annuals began

*(Continued on page 9)*



## RECIPES NEEDED!!!

There is interest in creating a C.M.G.A. Cookbook, as a fundraising project, and a volunteer has already offered to put it together!

... What is needed from you are

### RECIPES!!!

Send us your garden favorites, as well as other tasty specialties, or family tried-and-true recipes! In addition, we'd like to include gardening tips, information, short articles, etc. Please help to make this project a success ...

send submittals to:

Mary Collins,  
13 Basketshop Road  
Hebron, CT 06248

Email: [Cooknwme@aol.com](mailto:Cooknwme@aol.com)

Please make sure to include your phone number, in case of questions. Thank you!

## A NEW LOOK FOR THE YEAR 2000! (CONT.)

*(Continued from page 2)*

this newsletter, the more useful and functional it can become for all of us!

The hope is to utilize the expanding network which will be created once district representatives are in place, thus making it easier to relay information through the districts for The Laurel, as well as creating stronger communications with the Extension offices. Meanwhile, if you should have any information you would like to share with the rest of our members, **please** feel free to contact either Kate or Mary (see page 2). Help make this a successful "New Year!" Thank you!

## SOUTH-WEST DISTRICT NEWS


Fairfield County: We began in Stamford with a seed swap and get-to-know each other meeting. Our next stop was at Pam Weil's home in Westport. After swapping garden stories, we were treated to a tour of a private garden along the shore. Then we visited the South Stamford Community Gardens. Chris Hadin, Associate M.G. and Soundwaters rep. was our host.

Our next meeting was at the home of Marianne Gjersvik in Norwalk, where we were treated to a tour of her daylily and conifer gardens.

In September we met at the Bartlett Arboretum. We brought plants from our gardens to be placed in the So. Stamford Community Garden. We then visited Robert and Kate Bartlett's home for a host-guided tour. That was a treat!

Our final meeting of 1999 was at the New Canaan Nature Center, on November 3rd. Gail Egol, Gort. Ed. Director gave a demonstration of unusual tropical plants in the new partially completed greenhouse at the Center. We also toured the Nature Center grounds and discussed plans for the year 2000. Chris Hadin was on hand to share with us his plans for the Community Garden in South Stamford.

*(Continued on page 14)*



### South West District

The New Canaan Nature Center frequently gets inquiries for landscapers.

Send your card to: Gail Egol,  
144 Oenoke Ridge, New Canaan, CT  
06840, or call (203) 966-9577.



## AN OUTREACH TO REMEMBER (CONT.)

(Continued from page 7)

arriving and, for the first time, we realized the enormity of our project. At 9:00 a.m. our 4-H volunteers arrived. We taught them about the plants and planting techniques and at noon, we hosted a picnic lunch for our tired but happy volunteers. By early afternoon, 42 shrubs had been planted and watered in. The first phase of the project was completed, but it was very clear that we had a long way to go and by now we had all surpassed our requisite number of hours and had stopped counting. Subsequently, 196 perennials were purchased and installed a few weeks later by three very hot and tired Master Gardeners. Later that fall, 200 King Alfred daffodils were planted.

The summer of 1999 brought our newly planted garden to life. Daffodils covered the entire landscape as the perennials emerged. Throughout the summer, the blossoms of red and yellow Hemerocallis, Salvia, Leucantheum, Astilbe, Alchemilla, Heuchera and Coreopsis accented by ornamental grasses brought life to our new landscape with late blooming Sedums and Asters punctuating the finale of the season. It was clear that our community service project had succeeded and it was gratifying to know that we played a part in beautifying our library for the enjoyment of all who visit and work there.


Although we worked very hard to maintain a schedule, we learned that when working with a local government, timely completion of tasks is difficult. As the "dog days" of summer set in there was no sign that the irrigation system would be installed any time soon, so we began to water by hand. We cultivated a healthy crop of weeds due to the lack of mulch and had all we could handle to keep ahead of them. Some weeks, the weeds

won out. We all took our turn following up with the town to remind them of the need to complete their part of the project, but we were always cognizant that our town government was operating with less and less manpower and those skills are always stretched thinner and thinner. Finally, one day late in August, the irrigation was installed, the mulch applied and the beds were edged. We could hardly believe that it was finally done and that the garden we worked so hard to build looked complete. We knew that it would thrive and be beautiful for many years to come.

Now, back to the hours. This project took many times the number of hours we anticipated it would and lasted nearly eight months! It was an enormously large project, perhaps a little too ambitious for three Master

Gardeners-in-training, but none of us would have done it any other way. We got so much satisfaction from the project that, even though it practically consumed our lives at times, I believe that we would do it again if given the choice. The time we spent together working on this project planted the seed of ideas, cultivated with a strong dose of respect, that produced fruits far greater than any of us could have imagined. The garden survived the first winter and this spring and summer it settled in and filled out. It was lovely. It was a beginning — plants still need to be added and more maintenance is needed throughout the growing season. It would be a wonderful outreach project for future Master Gardeners to consider.

**NOTE:** Anyone interested in becoming involved in this on-going project, please contact Jill Levine at (860) 683-1297.



*"... trucks filled with shrubs and annuals began arriving, and, for the first time, we realized the enormity of our project."*

## SHAW-PERKINS MANSION

SOUTH-EAST DISTRICT

New London

by Susan Munger, M.G. '91

For the past two summers, Master Gardeners have joined forces to work on the gardens at the historic Shaw-Perkins Mansion in New London. Master Gardeners Pat Beier, Class of '98, and Dianna Cerasole, Class of '99, have been major contributors to the effort.

The goal is to maintain the gardens in a style as close to the early 19th century as possible. Although we do not know what the gardens looked like at that time, the present layout is consistent with a colonial period garden, geometric, balanced, with trellises and a gazebo. By the early years of the nation, more variety was becoming available as plants were brought in from the western part of the continent as well as from Europe and the rest of the world.

This fall we planted achillea, anemone, echinacea, penstemon, phlox, butterfly weed, and madonna lily and were relieved to see that, in spite of the summer drought, many of the spring plantings had survived.

We will be meeting during the winter to select plants to purchase that belong to the period and will enhance what is not already there, that are easy to grow (i.e., can endure hot dry conditions), and that aren't invasive. We are also looking for colorful annuals to blossom in time for OpSail, on July 12-15th.

Specific wishes are for a person knowledgeable or willing to study up on roses; someone who would love to take care of shrubs, including a major pruning of old lilacs; and help with installing fencing. We made an initial effort to tag plants and prepare a handout to inform visitors about the gardens. Next year we hope to acquire more

### Do You Know ... ???

As a child, I fondly remember the plants and shrubs that surrounded my grandmother's old farmhouse ... and in particular a vine that she had growing up and over her front porch. It was a deciduous vine that would grow 12 feet or more in a season, totally screening the front of her south-facing porch, but it died back to the ground every winter. I can't remember the shape of the leaves, but it would produce seeds that resembled large round rabbit "droppings" ... I remember them being quite hard under one's bare feet. She always called it her "Cinnamon Vine" ... but I've never found any reference to such a vine. Do you have any idea what it may have been? Unfortunately, the people who now own the farm uprooted and destroyed the original vine long ago ... If you think you might know what vine this was, please let me know! Thanks!

Mary Collins - (860) 228-9436


Email - Cooknwme@aol.com



permanent tags and expand on the information provided.

We were fortunate this fall to receive a gift of 200 bulbs from Washington Trust Company, which will make the grounds very colorful next spring.

The Shaw-Perkins Mansion, built in 1756, is located at 11 Blinman Street, New London, next to the fire station in downtown. Anyone interested in becoming involved in this project is warmly welcomed, and should contact Susan Munger, M.G., at (860) 443-2261.




## THE EXTENSION MASTER GARDENER BOOTH

We will be co-sponsoring a booth at this year's Hartford Flower Show, in February, along with the Cooperative Extension Center's Master Gardener Program, the Home and Garden Center, the Soil Testing Lab and Communication Information Technology (CIT), which provides agricultural and horticultural literature.

***YOUR HELP IS NEEDED!*** Since this event covers 4 very full days, volunteers are needed to staff the booth in 3-hour shifts, to help answer questions and supply information to the public. What an opportunity for you to reach out and share with people who have the same interests and passions as you! **AND**, you'll also have the opportunity to view the rest of the 200+ vendors and the 19 varied landscape displays as well!

A bonus to working in the booth, is a free admission pass into the Flower Show, but passes are limited, so if you're interested, contact Roberta Orne at (860) 875-3005.

There is an organizational meeting of the Flower Show committee on Monday, January 10, 2000, at 10:00 a.m., at the Home and Garden Center, UConn/Storrs. If you are interested in attending, please contact Cyndi Wyskiewicz at the Center, (877) 486-6271, for further information.



Cyndi Wyskiewicz is planning bus trips/tours for the New Year. A couple of locations will be ... the Brooklyn Botanical Garden sometime in April; then in May ... Wave Hill, NY.

So watch in your next newsletter for further details and information!



### A reminder ...

With the holidays behind us, and with the Master Gardeners Class of 2000 looking ahead to their classes, exams and outreach service time, it's also time for **you** to start thinking about offering **your** skills and talents as a mentor. **Please** contact your local Extension office and let the M.G. Coordinator know you're available, and how you'd like to be involved ... by helping in the office, or on a local project ... you can't grow if you don't **DIG IN!**

## The Hartford Flower Show!

\*\*\*\*\*

February  
17th-20th, 2000

\*\*\*\*\*

### "IMPRESSIONS OF CONNECTICUT"

at the

CT Expo Center  
(formerly BJ's Warehouse)  
Rev. Moody Overpass,  
off Jennings Rd.

\*\*\*\*\*

Thurs. 2/17 - 12:00-8:00 pm  
Fri. 2/18 - 10:00 am-8:30 pm  
Sat. 2/19 - 10:00 am-8:30 pm  
Sun. 2/20 - 10:00 am-5:00 pm

Admission: \$10.00 - Adults  
\$3.50 - Children 7-12  
Free - Children under 6  
\$1.00 Discount for Seniors  
on Thurs. & Fri.

\$1.50 Discount for Adults for  
groups of 15 or more

\*\*\*\*\*

Come see over 200  
vendors and 19  
landscape exhibits!

Call (860) 493-1300 for  
directions/information.

"WHEN NATURE PRESENTS US  
WITH BARREN PROSPECTS, THERE  
IS SOMETHING UNSPEAKABLY  
CHEERFUL IN A SPOT OF GROUND  
WHICH IS COVERED WITH TREES  
THAT SMILE AMIDST ALL  
THE RIGOURS OF WINTER."

BY JOSEPH ADDISON, *THE SPECTATOR*



## Web Sites to Wander...

If your massive assortment of incoming mail-order catalogs isn't enough to peruse during these bleak cold days of winter ... try a few of these web sites and see what you think!

- ⇒ Aitkin's Salmon Creek Garden, WA — [www.e-z.net/~aitken](http://www.e-z.net/~aitken) - bearded & other irises.
- ⇒ Bluebird Greenhouse, NC — [www.bluebirdgreenhouse.com](http://www.bluebirdgreenhouse.com) - African violets.
- ⇒ Bluestone Perennials, OH — [www.bluestoneperennials.com](http://www.bluestoneperennials.com) - hardy perennials.
- ⇒ Paul Christian - Rare Plants, UK — <http://rareplants.co.uk> - rare bulbs, corms & tubers.
- ⇒ A Fleur D'Eau, Canada — <http://jardins.versicolores.ca/fleurdo> - water plants, books & supplies.
- ⇒ Graceful Gardens, NY — [www.gracefulgardens.com](http://www.gracefulgardens.com) - perennials, delphiniums & lupines.
- ⇒ Ann Mann's Orchids, FL — [www.cfog.com](http://www.cfog.com) - orchids, bromeliads, hoyas, anthuriums, alocasias & more.

These web site addresses were taken from **Gardening by Mail, A Source Book**, by Barbara J. Barton (Mariner Books). They are provided for reference and convenience only, and are not endorsed in any way by the CMGA.

## OUTREACH OPPORTUNITIES

### SW District:

**New Canaan Nature Center** - call Gail Egol (203) 966-9577. Some M.G.'s are currently working from 9:00 am to noon on Wednesdays. Help maintain a varied tropical plant collection in a large greenhouse. Learn about the botanical families and their needs and how to propagate them under the direction of Horticulturist, Gail Egol. Help and learn how to maintain numerous exterior gardens, including Herb, Wildflower and Butterfly, under the direction of their curator. Help maintain small fish and aquatic plant display ponds. Help "Plant Sales", "Horticulture Speakers" and "Trip" committees bring plants and programs to the community.

**Bartlett Arboretum** -call Hillary Forsyth (203) 353-9847.

**So. Stamford Community Garden** - call Chris Hadin (203) 323-1978. Chris is adding the South End Farm Stand Cooperative, and will be looking for produce donations to sell, as part of the Community Garden. Help in constructing the farm stand is also needed, so if you're handy with tools and lumber ... give Chris a call!

### NE District

**The Airline Trail** in Hebron. Plant I.D. project. Also a possible **Teen/Youth Garden** project ... Call Mary Collins (860) 228-9436.

### SE District

**New London City Center District** is looking for Master Gardeners interested in designing and planting the gateways to the city for the Op Sail Connecticut 2000 event, happening July 12 - 15th. City Center District, an agency that works towards promoting tourism in New London, will be in charge of funding the containers and plantings needed and care of same. Design and planting needs should be determined soon, in order to be ready for an early spring start. Call Amy Neistat at (860) 447-0183, or write City Center District, 42 Bank St., New London, CT 06340.



### NW District

Let us know of opportunities for outreach in your area!



## DISTRICT DEVELOPMENT

As reflected by the bylaws, the membership has been divided into four districts as follows:

- Northwest (NW) - Litchfield & Hartford Counties
- Northeast (NE) - Tolland & Windham Counties
- Southwest (SW) - Fairfield & New Haven Counties
- Southeast (SE) - Middlesex & New London Counties

The guidelines for organizing the districts are very general and defined in Article VIII of the bylaws. They are repeated below for easy reference:

"Members in each district may decide what activities to have, when and where to meet, and any other matter to come before the group.

"All activities must comply with the statement of purpose in Article II of the bylaws. Activities in each district, if appropriate, should be open to members from all districts."

This means if you have an idea for an activity in your area, SUGGEST IT! We can promote it here in The Laurel for the entire membership to know about and participate in! Know of a wonderful location to tour or visit? SUGGEST IT! Group tours could be arranged and stronger ties within the membership can be created! The more we know about the garden treasures this state has to offer, the better Master Gardeners we all can become!

In addition, Article VIII states: "A representative elected from each district shall serve on the Executive Board." This being the first year of implementing these Board positions, we are looking for people to volunteer for these positions this year, with elections to be held in future years. YOUR HELP IS NEEDED! Being a district representative doesn't mean it has to be a one-gardener's job! Share it with a fellow Master Gardener! It would involve being in touch with your district's Extension Office's Master Gardener Coordinators, and working as a liason between them and the Association. You would provide information to the co-editors of The Laurel about activities, oportunities and events in your area. THIS DOES NOT MEAN YOU'D BE DOING IT ALL ... recruit fellow Master Gardeners to contact you with information ... if we all work together, it'll make light work for everyone involved! Interested? Contact Marilyn Shirley at (860) 872-2432.



The following is a list of the UConn Cooperative Extension Master Gardener Coordinators working in your district(s):

### North-West District

West Hartford: Latif Lighari - (860) 570-9010  
Torrington: Karen Anderson - (860) 626-6240

### North-East District

Brooklyn: Kim Kelly - (860) 774-9600  
Vernon: Carole Williamson & Mary Collins  
(860) 875-3331

### South-West District

Bethel: Ellen Shepheard - (203) 207-8440\*  
No. Haven: Mira Schachne - (203) 407-3161\*

### South-East District

Haddam: John Castagno - (860) 345-4511  
Norwich: Julia Griswold - (860) 887-1608

\* Please note this is a new telephone number.



## SOUTH-WEST DISTRICT NEWS (CONT.)

*(Continued from page 8)*

The UConn No. Haven Cooperative Extension Master Gardener's office will be open one Saturday morning a month for incoming calls. Also, there will be a frequent Shop Talk series, featuring expert speakers as well as holding instructional clinics for our people. There will be panel discussions, Lyme Disease information, more tool sharpening clinics and some computer surfing training. All these Extension activities will be limited to those Master Gardeners who participate in the No. Haven programs (this is not a CMGA sponsored program, but CMGA members can rejoin us ... work first, perks later!). For more information, contact Mira Schachne at the No. Haven office - (203) 407-3161.

### Northwest District

### Northeast District



### Southwest District

### Southeast District

## Connecticut Towns

Divided to show CMGA Districts

## The Laurel

CT Master Gardeners' Assoc.  
c/o Kate Cheromcha  
9 Northwood Road  
Quaker Hill, CT 06375

**Next Newsletter Deadline:**  
Tuesday, February 15, 2000

Robert Sherman  
15 Fire Tower Rd  
Killingworth, CT 06419



## A BOOK REVIEW (CONT.)

*(Continued from page 6)*

will want to acquire books specific to your interests — much easier to do if you haven't already filled your shelves (and blown your budget) with too many general gardening books.

Building a library doesn't have to be expensive. My books have come from a variety of sources. A book club is a good way to start. Although you are required to purchase additional books after the initial deal, if you choose wisely, the average cost per book will be very reasonable. A number of my books came from used book stores, library book sales and bargain tables. Be careful of the age of used books, however. If a book is twenty, or even ten years old, the information may be out-of-date, erroneous or even dangerous. My favorite old book described a gardening year that included spraying DDT on anything that moved!

Don't forget about libraries. They have a wide range of gardening books and magazines. If you

## C.M.G.A. The Laurel 16

can borrow it first, you may find that you're able to get what you need without actually having to buy the book or subscribe to the magazine.

In other words, the best way to build a library is the same as the best way to develop a garden: patiently and with time. And the money you save on books, you can spend on plants!

**NOTE:** We would like to make this column a regular feature in our newsletters, so if you have read a book that you'd like to tell us about — good or bad — your input will be greatly appreciated! Please contact Kate or Mary (see page 2 for contact information). Thanks!

Also ... **NOTE:** If you have any books that you've outgrown or no longer need, consider listing them in the Roadside Farm Stand to sell, swap or trade for other books, plants or items!



# The Laurel

Connecticut Master Gardeners' Association



March/April, 2000

Volume 13, Issue 2



*Galanthus nivalis* L.

## From the President

Now that winter has finally arrived, can spring be far behind? The lovely white layer of snow protecting our perennials makes me feel sure that spring will bring a lovely array of color to our gardens. Before long we will begin our ritual of spring clean-up in preparation for the new growing season.

Many positive comments have been received about "The Laurel" published in January. My thanks to Mary and Kate for a job well done. As we move forward with the newsletter it is extremely important for members to

*(Continued on page 3)*

## 7th Annual Gardening Symposium!

by Ellen Morse

The Connecticut Master Gardeners Association will present its seventh Annual Gardening Symposium March 18 at Manchester Community Technical College.

Under the general theme, 'Sustainable Landscapes,' the day-long session is being co-sponsored by the University of Connecticut Cooperative Extension Service and the Connecticut Agricultural Experiment Station.

Workshop titles set the scope and diversity, from "Soil-Borne Pathogens," "Natural Woody Plants" and "Butterfly Neighbors" to "Cottage Gardening," "Alternatives to Insecticide" and "Minimal Approaches to Lawns." They have been planned by some of the area's best-known experts to address the major problems confronting Connecticut gardeners during the past two years.

Dr. Mark Brand of UCONN will talk on the Biotech Improvements of Rhododendron. Donna Ellis will be addressing another problem for gardeners in her talk on Invasive Plants, while Dr. Jeffrey Ward of the Connecticut Agricultural Experiment Station will talk on Natural Woody Plants in the Landscape. William Turull, noted plantsman of Garden Sales in Manchester, will support the theme of sustainable landscapes with a talk on Easy Gardening with Hostas and Ornamental Grasses.

Following registration at 8:30 a.m. the symposium begins with keynoter Nancy DuBrule, founder and owner of 'Natureworks,' a specialty garden center in Northford. Her topic: "Creating a Garden Legacy for Our Children's Children." Following lunch the workshops continue until 3:45 p.m.

Along with a Master Gardener information table, there will be vendors from various garden businesses, door prizes, and a wide selection of spring catalogs to pick up.

The symposium is open to the public. Space, however, is limited to the first 200 persons and advance registration is imperative. Those interested should contact John Neff, 18 Knollwood Rd., Farmington, CT 06032 (Tel. (860) 673-5018) for a registration form. The fee is \$35, which includes lunch.

### Inside This Issue

A Book Review ... by Deborah Chyinski	6
Understanding Butterflies ... by Etta Brown	7
Writing about Gardening ... by Bob McNeil	13

< Printed on recycled paper >

The Laurel is published by the C.M.G.A. six times a year; January, March, May, July, September and November.



Please submit any articles, suggestions or inquiries by the 10th of the month prior to The Laurel's release to:

Kate Cheromcha  
9 Northwood Road  
Quaker Hill, CT 06375  
(860) 439-0099  
email: tennis@snet.net

or

Mary Collins  
13 Basketshop Road  
Hebron, CT 06248  
(860) 228-9436  
email: Cooknwme@aol.com

Please include your phone number. Space availability is on a first-received, first-printed basis. Thank you!

### 2000 C.M.G.A. Officers

**President:** Larry Van Der Jagt  
(860) 658-7716  
Email: RVJAGT@worldnet.att.net  
**Vice-President:** Marilyn Shirley  
(860) 872-2432  
Email: MBSHirl@aol.com  
**Treasurer:** Lucy Goodridge  
(860) 521-9762  
**Secretary:** Susan Hendrick-Wilson  
(203) 378-5804  
**Co-Editors:** Kate Cheromcha & Mary Collins  
**Extension Liaison:** Roy Jeffrey  
(860) 774-9600

## COOPERATIVE EXT. M. G.COORDINATORS

### North-West District

West Hartford: Katie Melvin - (860) 570-9010  
Torrington: Karen Anderson - (860) 626-6240

### North-East District

Brooklyn: Kim Kelly - (860) 774-9600  
Vernon: Carole Williamson & Mary Collins  
(860) 875-3331

### South-West District

Bethel: Ellen Shephard - (203) 207-8440\*  
No. Haven: Mira Schachne - (203) 407-3161\*

### South-East District

Haddam: John Castagno - (860) 345-4511  
Norwich: Julia Griswold - (860) 887-1608

Home and Garden Center - UConn Storrs  
1-877-486-6271

(\* Please note this is a new telephone number.)

## UPCOMING BOARD MEETING DATES

**Thursday, March 16th - 11:30-2:00 pm\*** at the West Hartford Extension Center. Bring lunch - Room 308. \*PLEASE NOTE THE TIME CHANGE!

**Thursday, May 11th - 12:30-2:30 pm** at the Brooklyn Extension Center.

All members are invited to get involved and join the officers at these board meetings.

## Mark Your Calendar!!!!

The semi-annual meeting will be held at Camp Harkness in Waterford, on Saturday, June 17th, from 11:00 am to 2:00 pm. Bring a picnic lunch and join us for a tour of the gardens and the Mansion. Families welcome!

Directions will be included in the May/June issue of "The Laurel". See you there!

(Continued from page 1)

submit articles, suggestions, etc., to the editors in a timely manner to assure all interests are published.

The CMGA Executive Board held its first meeting of the year on January 21. Key discussions were as follows:

**Scholarship:** The CMGA will fund a scholarship in the amount of \$2000 at the UConn School of Agriculture for the second year. All criteria for qualification remain the same.

**Fund Raising:** The subject of selling CMGA T-shirts, sweatshirts, etc., at a public event, such as the Hartford Flower Show, was discussed at length. The attendees were split as to whether or not we should continue this activity. Rationale was as follows:

Should not sell: These members view the Master Gardener logo as a symbol of their accomplishment and felt they should not be sold to the public.

Ok to sell: These members thought it was good advertisement for the organization and would help in our fund raising activities.

The members should decide this issue; therefore I am asking you to send a post card with your opinion to me, Larry Van Der Jagt, at 2 Gretel Lane, Simsbury, CT 06070. Please feel free to include your recommendations along with your comments and we will discuss this item at our general membership meeting to be held in June.

**Districts:** A CMGA FUNCTIONAL MATRIX ORGANIZATION CHART was presented and is included in this newsletter (see page 18), along with suggested activities. The establishment of districts is in the development stage and I would like to emphasize we are really in need of people willing to help establish the district organization. There are very few restrictions - whatever works. The objectives are to have the members active in their districts and to have fun. If you are able to lend a hand or have some suggestion on accomplishing this task, please call Marilyn Shirley, Vice President, at (860) 872-2432.

**Volunteers:** My thanks to the many members who have already volunteered for activities and

committees. You will be contacted in the near future with further information.

**Badges:** UConn has been issuing name badges to new Master Gardeners upon certification. Our members who were certified before this practice began and have remained active have expressed an interest in obtaining a name badge. Action is being taken to accomplish this task.

Hope to see you all at some activity soon.

*Larry Van Der Jagt*

## Plant Sale Fundraising Opportunity

The New Britain Youth Museum (in the North West District) has asked the CMGA to conduct a plant sale at the museum at Hungerford Park, New Britain, to help promote their gardens and programs.

The plant sale would be held on Saturday, May 13th, from 10:00 am to 3:00 pm.

Help is needed to organize and support this event. Anyone interested in participating, in any fashion, please contact Larry Van Der Jagt at (860) 658-7716, as soon as possible. Thank you!



### VENDORS!

Vendor spaces are still available at the C.M.G.A.'s Symposium, planned for March 18th, 2000. Anyone interested in renting space, please contact Jonas Zucker (203) 368-4978, or Ellen Morse (860) 649-6192 for further information. Cost is \$25.00 per table, which includes lunch.

## SOFTWARE REVIEW

by Cindy Smith

**Ortho's "Home Gardener's Problem Solver"**

As a novice gardener, I decided to review the CD-ROM program "Home Gardener's Problem Solver" by Ortho®. When we bought our house a couple of years ago, it was void of any gardens or flowers, so I'm now interested in doing some planting of flowers and basic landscaping. With past problems of lighting, soil mineral content, and those busy pests that ate my flowers and leaves, I was anxious to try this program.

First let me tell you that you will need Microsoft Internet Explorer in order to use this program. Also, I found out that the program doesn't work well on high-resolution screens. With this in mind, let me continue.

The intro gives a brief overview of what's included in the program. A pleasant voice walks you through sample problems. The "Problem Solver" will check specific problems and lead you through the path to help solve them. You can check out the photos of problems or link to the Internet for further investigation. The beginning of the problem solving offers three major choices: Pests and Diseases; Plant Care; and Gardening Tips. As a



trial, I checked on the Pests and Diseases. Since I had experienced problems with Japanese beetles, I decided to try this. Sure enough this came up quickly and my search was easy. The photo gives a good description of this beetle's destruction and possible solutions. When you're done, there's a journal to record your notes, if desired. There may be several links to other solutions or insecticides and how to use them appropriately. For the most part, this section of the program appeared fairly general.

**Virtually Real Garden Tours**

Do you have a specialty garden or just like to share your secret garden? We're compiling a list of Master Gardeners' gardens throughout Connecticut for "**I was just in your area**" tours. If you'd like to participate, please send in your name, address, telephone number to The Laurel. Please make sure to include any specialties you may enjoy (i.e. roses, rhododendrons, etc.), and the best days and times for "touring" your personal gardens. Also, please note if you would prefer a call in advance. A list will then be made available in a future issue of the Laurel.

My next topic was Gardening Tips. I reviewed the nutritional deficiencies and this was very good. The review includes common side effects of these mineral deficiencies with descriptions and related links. I was impressed with the specific information given and also noted that the products recommended to correct these deficiencies were generic and not a sales pitch by Ortho® for their products! You will be given info on the description, form, and solubility of these additives.

As a final review, I checked out starting seeds indoors. Very specific directions were given for lighting, soil content, containers, timing and repotting. This would certainly be helpful and at this point I was thinking about buying this program to have access to this info in the Spring!

For the novice gardener, I would recommend this program in conjunction with your local greenhouse to help select specific problem solving products!

Copyright 1999 by Blarneystone, LLC - All rights reserved.

## MEET THE COORDINATORS

(Note: Over the next several issues, this column will serve as a chance to "get to know" the Master Gardener Coordinators at the Cooperative Extension Offices. Feel free to contact your local office, with questions or offerings to mentor! They'd love to hear from you!)

John Castagno is the Master Gardener Coordinator at the Haddam Cooperative Extension Office. A 1998 graduate of the Master Gardener course, John became the MG Coordinator in November, 1999. A Connecticut native, John lived in Virginia and southern California, before returning to CT in 1991 with an interest in gardening, particularly seaside and desert.

"There's always something growing in California," he said. "I got interested in gardening out there. Deserts are especially fascinating."

After John settled in Niantic with his wife and stepson, he began attending the gardening lectures and seminars offered at the East Lyme Public Library. Bob McNeil organizes and coordinates this program.

"Bob was giving these talks and his enthusiasm was contagious. He got me interested in the Master Gardener program and I finally found the time in 1998."

After he finished the course, John began volunteering at Camp Harkness in Waterford. He also designed and directed the installation of community gardens for different neighborhoods in Niantic. "I love the challenge of gardening by the sea," he said, "and trying to figure out what will grow well and look attractive under those conditions."

As the MG Coordinator in Haddam, John is responsible for coordinating, along with Julia Griswold (the MG Coordinator in Norwich), the Master Gardener class for New London and Middlesex counties. He also reviews and presents outreach opportunities and organizes and oversees the mentor program for the Haddam office. During the "off-season" he takes care of the calls and questions from the public and visits interested groups such as garden clubs and senior centers to explain the Master Gardener Program. He attends University Team meetings where all the Coordinators work to refine and improve the Master Gardener program and share ideas and information with each other. Just in case that isn't enough to fill his two days a week, he has also undertaken the task of researching and compiling a data base of the Master Gardener programs throughout the country, looking for ideas on how to keep our program and organization visible, vital and energetic. He is also beginning to work with UConn personnel on creating a website for the Master Gardener program, with a link to a future CMGA website.

## The Roadside Farm Stand

The purpose of this column is for listing any gardening items, tools, information or plants that you may wish to find, sell, buy, barter, trade or just plain get rid of! If you would like to list in this section, please leave your name, number and a detailed message at (860) 228-9436.

\* \* \* \* \*


Wanted: Wholesale or used wooden tudors. Would consider having them built by someone "handy". Call Maureen McLachlan, Newtown, (203) 426-0322.

Wanted: Pitch Fork, used, in good condition, with round (not flat) tines, less than \$20. Email response to tsdavies@snet.net or call (860) 526-9868.

Grower of Turkish figs is interested in sharing information with other fig lovers. Particularly interested in ways to increase yield, protect trees, etc. Contact Stanley W. Wilson, 310 Norwich Rd., Salem, CT 06420, Tel. (860) 859-0032.

Interested in splitting the cost for a Wildlife package (see seedling sale info on page 9). I don't need all those seedlings, but really want some of them! Call Mary at (860) 228-9436, or email at Cooknwme@aol.com

Part-time help needed by small gardening service, Hamden/New Haven area. Attitude more important than experience or knowledge. Phone (203) 230-1080 and leave message.



## A BOOK REVIEW

by Deborah Chyinski, MG

Night Gardening by E.L. Swann

Let me start by saying that I loved this book so much that I bought several copies and gave them to friends for Christmas. One friend called me after reading the book and called me a hopeless romantic. I consider myself a hopeful romantic.

This book is a timeless tale of love and healing that proves it is never too late for romance. It is a story of love and healing that celebrates passion in all its forms in such a way that it will touch your heart and linger at the edge of your dreams.


This book is not just a gardening book, although you may want to get out your sketch pad to recreate the details of the Latin-named plants they will describe.

This book spoke to me, I could feel their passion for the garden and each other. I can only hope that each of our lives are touched this way at some point in our lives.

Night Gardening is what all of us who love to read have been waiting for. A novel for grown-ups, for readers who care about the English language, who hunger for a story about people we come to know - a little - and care about - a lot - and miss when we finish the book and return, hugely enriched, to our various realities.

It is an easy read book, suited for both men and women.

(Note: To locate this book, check your local library, inter-library loan, local or on-line book store.)



## UPCOMING REGIONAL CONFERENCE

The 2000 Northeast Regional M.G. Conference will be held in West Virginia on October 10-12th, 2000.

Anyone interested in taking a group trip by bus or air to the conference, contact Cyndi Wyskiewicz at the Home & Garden Center at 1-877-486-6271, toll-free. Conference costs, not including bus fare, would be \$175 for the 3-day conference, which includes meals, plus \$99/night for housing. Bus/air fare would be

determined, once interest is established. Cyndi needs a tentative count of at least 40-50 people interested in attending in order to proceed with making arrangements. Please mention your preferred mode of transport - bus or air - when you call.

Specifics on the conference itself will be in the May issue of The Laurel. Meanwhile, if you think you might like to attend, let Cyndi know! Thank you!

# UNDERSTANDING BUTTERFLIES

After two years of a five-year study by the Connecticut Butterfly Atlas project, data collected reported a total of 98 different butterfly species verified as occurring here in Connecticut.

As the interest in butterfly gardening rises, so does the need for more information and a better understanding of these lovely winged creatures.

Butterflies are in the *Lepidoptera* family from the Greek origin *Lepis* for scale and *pteron* for wing. They undergo complete metamorphosis and have four distinct stages: egg (or ova); larva (or caterpillar); pupa (or chrysalis) and adult (or ovum).

Adults lay eggs on suitable larva host plants. Eggs hatch into tiny caterpillars usually about 1/100 inch long. Each of the three segments behind the head has a pair of short legs that end in a claw. The next four segments have short false legs called prolegs which have tiny hooks for holding onto plants. A pair of claspers on the last segment is used in molting.

This larva goes through several instars growing and shedding its skin. Colors and patterns can change entirely after each shedding.

Caterpillars survive in a number of ways, depending on species. Some species protect themselves from predators by giving off noxious odors when disturbed; have stinging spines or bristles; are camouflaged or have spots that look like eyes. Still others are poisonous when eaten or have a bitter taste.

After its final shedding, the larva becomes dormant, metamorphosing into the pupa from where the adult butterfly emerges.

Once emerging, the butterfly pumps fluids into its wings to expand them to their full size. After the wings dry the butterfly can fly!

Depending on the species, a *Lepidoptera* life cycle from egg to adult can take from three weeks to several years.

*Lepidoptera* have a soft structure and three body sections: the head which contains mouth parts for feeding, the thorax which anchors the wings and legs and the abdomen which contains the digestive and reproductive organs. Wing membranes are covered with millions of closely packed, socketed scales like tightly



overlapping shingles on a roof. These scales are lost over the life of a butterfly, due to many factors. If you handle a butterfly, the powdery residue on your hand is scales. A tattered butterfly is called a "rag" and probably only has a few more days to live.

Butterflies have two types of color: pigmented and structural.

Pigmentation includes white, orange and yellow which are derived from the butterfly's own urea. The reds, browns and blacks are also produced by its own body chemicals.

The most radiant colors are structural. This is like a glass prism being hit by a sunray. The individual scales on the wing have minute parallel grooves set in particular patterns. Light striking these grooves are responsible for the blues, coppers, greens and the metallic or pearly streaks.

Pigmented and structural color often overlap creating a spectacular show!

Some species of butterflies can be identified not only by color, but by their flight pattern.

Adults feed by drinking nectar from flowering plants. Some species do not nectar, but instead get moisture and nutrients from wet soil, rotting fruit, animal feces, carcasses or tree sap.

Butterflies drink nectar with a long, coiled, extendable and retractable tongue-like proboscis. The length of the butterfly's proboscis determines which flowers it nectars on. Deep, tubular flowers attract butterflies with a long proboscis (sometimes longer than themselves) and usually those with short proboscis feed on sap.

The major reason for decline in butterfly populations is habitat destruction. Both larval and nectar foods are being destroyed at an alarming rate. Those of us truly committed to the survival of these beauties may need to change our gardening ways.

Rather than fell an oozing tree (sometimes caused by heart rot disease), leave it standing instead. The tree will likely live for years and supply food to several generations of butterflies. Do not use pesticides and herbicides. Also, in the fall, being too tidy of a gardener is not always best. Many *Lepidoptera* winter over in leaf litter, others in woodpiles.

Constructing a wood pile just for butterflies is ideal. To do this, crisscross layers of logs to create chambers. Put a layer of roofing shingles between the last two layers for extra protection from rain and snow. The reward will come when you see butterflies lolling about on

(Continued on page 10)

## NE DISTRICT NEWS

Upcoming speakers in Hebron ...

**Wed., March 22, 7 pm**, Peter Picone, wildlife biologist of the CT DEP to speak on Your Back Yard Habitat.

**Wed., April 19, 7 pm**, Horticulturist Ed Marrotte of the Home & Garden Center to speak on propagation.

Call (860) 228-9436 for further details. Sponsored by the Gardeners' Roundtable.

In Coventry ...

**Tues., March 14, 11 am**, Federated Judge Barbara Thomas to speak on Flower Arranging - Traditional to Creative.

**Tues., April 11, 7 pm**, Eric Thomas to speak on Attracting Bluebirds to Your Garden. A separate workshop will be held on **Sat. April 15, 11 am** to build your own bluebird house - materials fee.

**Thurs., April 27, 7:30 am**, Bird/Nature Walk of the Hockanum River Trail.

**Sat., April 29** - Coventry Daffodil Festival.

Call (860) 429-4160 for further details. Sponsored by the Coventry Garden Club.

## NW DISTRICT NEWS

Speakers In Manchester ...

**Mon. March 13, 7:30 pm**, Jay Kaplin to speak on "CT Wildlife: Focus on Birds".

**Mon., May 8, 7:30 pm**, Loise Wisnewski of Red Good Farms to speak on "The Moonlight Garden".

Sponsored by the Manchester Garden Club, both meetings will be held at the Community Baptist Church, 585 E. Center St., Manchester.

## ADVANCED M.G. PROGRAM UPDATE

The brochures and registration forms for the new Advanced Master Gardener Courses will be in the mail soon! If you have not received your copy by March 15th, please call the Home and Garden Center at UConn Storrs toll-free at 1-877-486-6271.

Please be sure to check the registration deadlines for any courses you may be interested in taking. Seating is limited, so register early ... you won't want to miss out on these exciting new programs!

## SW DISTRICT NEWS

Trip to the New England Flower Show - **Mon., March 13**, sponsored by the Garden Education Center of Greenwich. Cost - Members: \$74 - Non-members: \$85. Call (203) 869-9242 for further information.

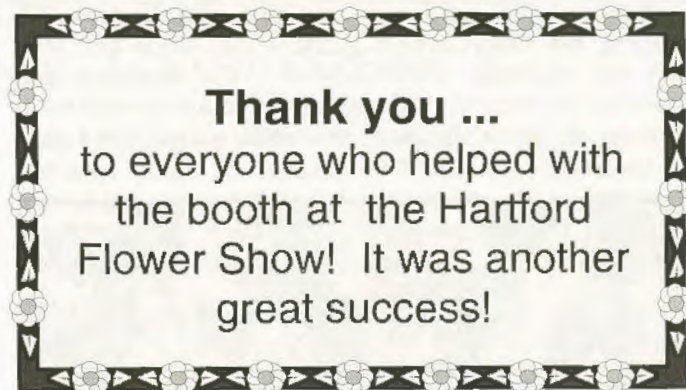
CT Cactus & Succulent Society's 17th Annual Sale & Exhibit - **Sat. April 1, 10am-5pm and Sun., April 2, 10am-4pm**. Art & Music Ctr. Cafe, Naugatuck Valley Comm/Tech College - 750 Chase Pkwy. (west entrance), Waterbury - Exit 18 off I-84. Free admission. Schedule subject to change - call (860) 489-8356 to verify.

Plant sale on **Tues., April 25, 1-7pm**, at the San Bridge Nursery. Call Kathrine Neville at (203) 874-4752 for information.

The Bartlett Arboretum will be hosting a plant auction on **Sat., May 20th at 10 am**. Open to Arboretum members and Fairfield County Master Gardeners, the auction is a show of appreciation to those people who support the Arboretum's programs through their membership and volunteer efforts.

Plants will be auctioned off to the highest bidder, with prices starting at 50 cents. Admission to the auction is a plant. Categories include herbs, annuals, perennials, houseplants, ground covers, veggies, trees, misc. Please bring labeled plants between 9:30-9:45 am. You may also donate a book to the Garden Bargain Book table. To volunteer, call Moe Sprano at (203) 322-6895.

Fairfield County Master Gardeners - Meeting Thurs., April 6, 10am, at the Scott Fanton Museum for a tour of the historic gardens. After lunch we'll visit nearby Lexington Gardens. Bob Adam, MG, is coordinating restoration of the historic gardens at the museum. Call Moe Sprano for directions/information - (203) 322-6895.





## SPRING 2000 SEEDLING SALE!

As quoted from the Tolland County's sale brochure: "The seedling sale is [the Soil & Water Conservation Districts'] main fund raising event for the year and all proceeds from the sale are used to fund conservation programs, environmental education and technical assistance to landowners and municipalities. All plants and seedlings are sold on a first come, first serve basis and supplies are limited, so please order early. Orders must be received by March 29, 2000".

On page 10 you will find an order form, of the plants and seedlings being offered by the Tolland County SWCD. Feel free to use this order form, or contact your own local SWCD. Please note, the various offices are not offering the same variety of stock ... some are only offering evergreen seedlings, others just potted plants and perennials. Since each SWCD's sale varies, be sure to check before the ordering deadline, so you don't miss out!

If ordering through the Tolland County SWCD: "The pick up dates are Friday and Saturday, April 14 and 15, at the Tolland Agricultural Center. Special arrangements can be made by organizations planning EARTH DAY celebrations to pick-up orders on a different day. Postcard reminders will be sent a few weeks before the pick-up date. Stock should be heeled in or planted within a few days after pick-up, so it is urgent that they be picked up promptly."

The following are telephone numbers for your local county SWCD's ... feel free to contact them for further information and details on this major fundraising event:

Fairfield County - (203) 744-6108  
Hartford County - (860) 688-7725  
Litchfield County - (860) 626-8258  
Middlesex County - (860) 346-3282

New Haven County - (203) 269-7509  
New London County - (860) 887-4163  
Tolland County - (860) 875-3881 ext. 108  
Windham County - (860) 744-8397

Package descriptions from the brochure:

"The Wildlife Package (avg. 10-14" seedlings) Contains a mix of native shrubs and trees desirable to CT wildlife. Includes 1 highbush cranberry, 1 bayberry, 2 pin oak, 2 white pine, 4 wild grape, 4 gray dogwood, 5 silky dogwood, 4 chokeberry, 5 shadbush, and 5 elderberry. All CT grown.

"Hardwood Package (avg. 24-36" seedlings) Contains common hardwoods of CT forests. Includes 5 red oak, 5 black walnut, 5 black cherry, and 5 sugar maple. The red oak is a valuable forestry tree. The black walnut provides food for a variety of wildlife. All CT grown."

*"Plant a  
seedling for  
a greener  
future"*

The following is important information provided on Planning:

- ◆ "An acre of land will support:  
680 trees at 8'x8' spacing  
1200 trees at 6'x6' spacing  
(Christmas trees only)  
1700 trees at 6'x5' spacing"
- ◆ "The average car trunk has sufficient space to haul about 1,000 bare-root seedlings. Seedlings range in height depending on the species. Unless you order a lot of potted material, you should not need a truck."
- ◆ "The District cannot guarantee survival of stock."

As the brochure cover says ... "Plant a seedling for a greener future" ... and help support a wonderful program!



**SPRING 2000 SEEDLING SALE**

Orders must be received by March 29, 2000

EVERGREEN	25 Trees \$16	50 Trees \$30	100 Trees \$50	Total #	Total \$
White Pine					
Austrian Pine					
Scotch Pine					
White Spruce					
Colorado Blue Spruce					
Norway Spruce					
American Arborvitae					
Douglas Fir					
Balsam Fir (5 yr transplant)	25 Trees \$35	50 Trees \$65	100 Trees \$120		
DECIDUOUS (Bare Root)	10 Trees \$8	50 Trees \$35	100 Trees \$60	Total #	Total \$
Black Walnut					
European Larch					
European White Birch					
Shadbush					
Silky Dogwood					
Eastern Redbud (3-4 ft)	10 Trees \$20	50 Trees \$90	100 Trees \$160		
<b>WILDLIFE PACKAGE</b>	\$25 each				
<b>HARDWOOD PACKAGE</b>	\$25 each				
POTTED PLANTS, ETC.	Variety	Quantity	Variety	Quantity	Total \$
Azalea 2 gal/\$16 ea.	Mothers Day		Compacta		
Mtn Laurel 2 gal/\$22 ea.	Bridesmaid		Raspberry Glow		
Ilex 2 gal/\$20 ea.	Helleri		Compacta		
Myrtle (Vinca) \$20/bundle	No. of bundles				
Bluebird Houses \$6.00 ea.	No. of houses				
Wood Ace \$4 /pkg. of 24	Packages				
Blueberries 3 plants/set 1 gal (Indicate Choice)	3 plants \$18	6 plants \$32	12 plants \$54	18 plants \$72	
PERRENNIALS-2 qt/\$5 ea.	Variety	Quantity	Variety	Quantity	Total \$
Campanula (Bellflower)					
Phlox (Creeping Phlox)	Coral Eyes		Emerald Blue		
Gaillardia (Blanketflower)					
Iris sibirica (Siberian Iris)					
Erigeron (Fleabane)					
Oenothera (Evening Primrose)	Missouri		White/Showy		
Tiarella (Foamflower)					

Name \_\_\_\_\_ Total Amount Enclosed \_\_\_\_\_

Address \_\_\_\_\_

City \_\_\_\_\_ State \_\_\_\_\_ Zip \_\_\_\_\_

Phone \_\_\_\_\_

**Make Checks Payable To:**  
 Tolland County SWCD  
**Send orders to:** Tolland County SWCD  
 24 Hyde Ave., Vernon, CT 06066  
 Phone: (860) 875-3881, extension 108

## UNDERSTANDING BUTTERFLIES (CONT.)

(Continued from page 7)

a warm winter day. When the temperature drops, they will return to the safety of their nooks and crannies. Commercially sold butterfly houses will disappoint.

Most important is to provide food sources of both larval and nectar plants. Plant both annuals and perennials in a sunny spot protected from prevailing winds. This can be done with a fence, bushes or simply by planting the taller plants in the back to act as the windbreak.

Plant in larger groups rather than scattered single plants. Butterflies see color in the ultra violet spectrum through complex many-faceted eyes. Color becomes an intricate mosaic. The order of butterflies color preferences seems to be purple, pink, yellow, white, blue and red.

Strive to plant a constant source of both larval and nectar plants. When one flower is finished blooming another should be ready to take its place throughout the flight season.

Some *Lepidoptera* find rotting fruit irresistible. Watermelon is an easy attractor. Put a slice cut on a plate and replace it when it gets dry or moldy. Bananas are also very attractive. Peel and freeze and once thawed they liquify. Place on a plate suspended in a tree to avoid ants. A little fresh orange juice each day helps it keep a little longer. Commercial butterfly feeders don't work.

Butterflies need to be solar powered. They are cold-blooded and most cannot fly if under 50 degrees. To fly and carry on their life cycle they must warm their internal muscles to 80 degrees. Basking in the sun is a must. Some species can be identified by their positions when basking. A light colored surface is preferred as they can also warm themselves from below.

A waterless pond is one way to supply warming needs and water. To do this simply choose some white or light-colored stones. The size of the stones determines how deep the pond will be. Fairly uniform stones are best. Dig an indentation, line with plastic and place stones in. Do not fill with water. The morning dew will collect on the rocks and drip to the bottom plastic. Butterflies will come to bask, discover the water and easily retrieve it with their long proboscis. The water will dry by day's end so there is no need to worry about mold and bacteria. Next day, fresh water again!

If you have a shady yard, don't give up! Many woodland species of butterflies will be attracted to your yard, if provided with their favorites of fruit and tree sap.

Even butterflies sometimes over heat in the deep of summer. Food sources should be provided in the shade for these occasions.

Larval food is very specific. Nectar food is more wide-ranging. To list all the needs here for all 98 species of *Lepidoptera* in Connecticut would be impossible.

One I will mention, however, is stinging nettles. Nettles are the larva food for several native species, including Tortoiseshells, Question Marks and Red Admirals. Plant in large tubs or barrels sunk into the ground to control nettles' spread. Butterflies seek out fresh new leaves to lay their eggs on. For this reason cut back half of your nettle patch in early-mid summer to encourage new growth. You can then supply the Question Marks and Red Admirals (amongst many others) with bananas for their nectar needs.

Every butterfly has a larval need and later a nectar need. The specifics of each must be sought out in reference books or by a nursery concentrating on this subject.

With a little research you too can be part of the survival of many species of butterflies. In return, you will be able to delight in the splendor of their radiance!

Keep Growing!

Etta Brown, Master Gardener - Naturenook  
P.O. Box 263, Eastford, CT 06242 - (860) 487-3883  
(poetry machine)  
Directions: Rte. 44 to Rte. 198N. - 0.6 miles on right.

**Note:** To receive the "Connecticut Butterfly Atlas" or to participate in the Atlas project, contact:

Connecticut Atlas Project  
Dept. of Ecology & Evolutionary Biology  
Box U-43  
University of Connecticut  
Storrs, CT 06269-3043  
Tel. #860-486-4451

Recommended book: **Garden Butterflies of North America** by Rick Mikula, Willow Creek Press, Pub. Best photos I've ever seen. Good info on each butterfly covered.

### HELP IS NEEDED!

Volunteers are needed to help with the CMGA booth at the upcoming Symposium on March 18th. Anyone able to help at the booth, or with set-up or clean-up, please call Ellen Morse at (860) 649-6192, or Larry Van Der Jagt at (860) 658-7716.

## CALCULATING FERTILIZER APPLICATIONS

Even though there's still snow on the ground for most of us, it'll be time to fertilize and mow that lawn before you know it! If you're like most of us, you can hardly wait!!

As we prepare for the first growing season of the new millennium, here is a refresher on the method of calculating the proper application of fertilizer for your lawn ...

Application-rate recommendations are usually in pounds of nitrogen (N) per 1,000 sq. ft. (but any area division can be used). Chemical analysis numbers, such as 10 in 10:10:10, refer to pounds of nutrient per 100 pounds of fertilizer. The first number of the three *always* represents nitrogen.

- 1 To figure the number of pounds of fertilizer that supply one pound of nitrogen: Example: For a fertilizer rated 10:10:10 (lbs. of nutrients per 100 lbs. of product), divide 100 by 10 ( $100/10 = 10$ ), so 10 lbs. of fertilizer product contain one pound of nitrogen.
  
- 2 To figure the number of pounds of fertilizer that equals other than one pound of actual nitrogen: Figure for one pound of actual nitrogen, then multiply answer by number of pounds desired. Example: Recommendations call for two pounds of actual nitrogen and you want to use 18:5:9. Remember, the figure "18" refers to the pounds of nitrogen per 100 lbs. of total fertilizer. Divide 100 by 18 and multiply the answer by two ( $100/18 = 5.55 \times 2 = 11.1$ ). So 11.1 lbs of fertilizer contains two pounds of actual nitrogen.
  
- 3 To figure the amount of fertilizer to apply for areas greater or smaller than 1,000 sq. ft.:
  - a) Figure the number of square feet and then the number of pounds of nitrogen. Example: A 135-by 70-ft. lawn = 9,450 sq. ft. 9,450 sq. ft. = 9.450 increments of 1,000 sq. ft. If 1.5

lbs. of nitrogen per 1,000 sq. ft. is recommended, then  $9.450 \times 1.5 = 14.175$  lbs. of nitrogen is needed to apply 1.5 lbs. of nitrogen/1,000 sq. ft. to 9,450 sq. ft.

b) Figure the number of pounds of fertilizer that equals one pound of nitrogen (see No. 1). Example: If fertilizer used is 24:8:12, then 100 divided by 24 = 4.17 lbs., so 4.17 lbs. of fertilizer contains one pound of nitrogen.

c) Figure the total number of pounds of fertilizer product required. Example: The pounds (rounded off) of nitrogen needed to meet recommendations (14.18, from 3a) is multiplied by 4.17 (the pounds of fertilizer containing one pound of nitrogen from 3b) to get, approximately, 59 (which equals the pounds of fertilizer to be spread over a 135- by 70-ft. lawn to achieve an application rate of 1.5 lbs. of actual nitrogen per 1,000 sq. ft.)

(Information is taken from a handout shared by Dawn Pettinelli, instructor of the Soils segment of the the Extension Master Gardeners Program.)

## A Gardening Word Search

```

S W T K O B E E B A L M C T W M X O V I P
T U L I P K L S U A I O A O E B I I I V G
J W B T A E I D T L O N R S W O O N N B P
O A S T E R L B T O S R D P Q L P A C Y B
H K C O I A A I E Y A L I P E L Q S A C T
N T Y K R A C H R Y S A N T H E M U M O S
S Q P B I K E W F O L D A C S I O S W W T
W T O B S N I L L O S Y L D D M Q D E S A
O O O E E L T R Y M C S F O A E T E F L R
R C E O I D T H W D M M L W E T T Y I I F
T D A I S Y R O E M V A O T H P L E R P L
H A R R I E S S E P M N W I E I K K T W O
R M O P V C O S D H U T E A L L I C S W W
I F T O O R D O O L B L R U T S E A E T E
F L L O M O D E O O P E P O R S I L S E R
T C O M N C O A L X I I N I U W O B O L S
Q O I U Z U O E N I N O P I T W U R O L P
O E N I M S A J G E R A N I U M I O L P W
    
```

The flowers and plants found in the above word search are:

- |                  |                    |               |
|------------------|--------------------|---------------|
| Aster            | Geranium           | Rose          |
| Beebalm          | Iris               | St. Johnswort |
| Black-Eyed Susan | Jack-in-the-Pulpit | Star Flower   |
| Bloodroot        | Jasmine            | Sweet Pea     |
| Butterfly Weed   | Lady's Mantle      | Tansy         |
| Cardinal Flower  | Lilac              | Thrift        |
| Chrysanthemum    | Lily               | Tickseed      |
| Clover           | Loosestrife        | Tulip         |
| Cowslip          | Lupine             | Turtlehead    |
| Crocus           | Myrtle             | Vinca         |
| Daisy            | Phlox              | Violet        |
|                  |                    | Yarrow        |

# WRITING ABOUT GARDENING

by Bob McNeil

In Article II (Purpose) of the CMGA bylaws it states (b) "To share knowledge and expertise and to offer help and assistance to the public through gardening and horticultural programs." As the first president and member of the constitution committee, this was to me the most important reason for the existence of the Association. The University of Connecticut Cooperative Extension System had provided me with a great deal of gardening information. As a retired teacher and principal, I felt the need to share it with others.

After retiring from education, I worked part time at the New London Day. When they stopped publishing two garden columns I enjoyed, I offered them a freebie and they accepted. Eleven Master Gardeners wrote columns from March to November that first year in 1990. Since then 55 Master Gardeners have contributed an estimated 320 columns from March through October over a ten year period.

Preparations are now underway for our 11th year. Information has been mailed to Master Gardeners who have participated in the past, or are new volunteers, asking them to choose topics by February 13. After I check for duplication, they will be notified of the date it should be returned to me for publication. Length should be about 500 words. We expect to start the last two Fridays in March and stop the last Friday in October. For writers outside the Day circulation area, I mail them a copy. Response from the readers has been very positive and Master Gardeners and Cooperative Extension are well know in this area.

If any member is interested in participating this year, I will be glad to provide you with information and answer your questions. You may write to me at 16 Damon Heights Rd., Niantic, CT 06357 or call (860) 739-5134.

(Note: Anyone wishing to pursue columns in their own local papers may also contact Bob for guidance and assistance. See pg 19 for more info.)



## It's Almost Time!

The Master Gardeners Class of 2000 will be taking their exam in a few more short weeks, and then will be starting their outreach service time. Have you contacted your local Extension office to offer **your** skills and talents as a mentor? Please let your M.G. Coordinator know you're available, and how you'd like to be involved ... by helping in the office, or on a local project ... by sharing your know-ledge, you'll learn more as well!

## SLICK TRICK FOR TICKS

Spring will soon be here, and with it comes **TICKS** ... When you remove a tick with tweezers, the head may often break off and remain imbedded. Try this easy and painless method for complete removal:

Moisten a cotton ball with water and rub on a bar of soap. Cover tick with the soapy cotton ball and rub gently **counterclockwise**. (For some reason the tick stays attached if you rub the other way.) After 1 or 2 circles, you should find the tick intact in the cotton ball. Finish by washing the bite with more soap and water and apply antiseptic.

(Advice from a local pediatrician's office)



Mon., April 17th - Brooklyn Botanical Gardens  
Leaving West Hartford at 7:00 am - arriving back approx. 6:00 pm.

\*\*\*\*\*

Tues., May 16th - Tower Hill Botanical Gardens & Garden in the Woods, Framingham, MA. Leaving West Hartford at 7:00 am - returning approx. 6:00 pm.

For more information, call Cyndi Wyskiewicz at the Home & Garden Center - toll-free 1-877-486-6271.



## Web Sites to Wander...

These web site addresses are provided for reference and convenience only, and are not endorsed in any way by the CMGA.

[www.soilfoodweb.com](http://www.soilfoodweb.com) - tips and info on keeping soil alive and healthy - organic gardening practices - on-line newsletter. (Shared by a student in the Haddam MG class.)

Penn State Master Gardeners -  
[hortweb.cas.psu.edu/mg/](http://hortweb.cas.psu.edu/mg/)

Texas Aggie MG - [aggie.horticulture.tamu.edu/](http://aggie.horticulture.tamu.edu/)



Ohio State MG - [hcs.OHIO-STATE.edu/mg/mg.htm](http://hcs.OHIO-STATE.edu/mg/mg.htm)

Washington State University MG -  
[GARDENING.wsu.edu](http://GARDENING.wsu.edu)

Rhode Island CES - [edc.uri.edu](http://edc.uri.edu)

Beardsley Zoo, Bridgeport - [BEARDSLEYZOO.org](http://BEARDSLEYZOO.org)  
(They have an extensive greenhouse with botanical garden & rainforest display.)

For you AOL members ... there is a chat room just for Master Gardeners! *Master Gardeners Network* is a great place to meet and chat with others around the country who share the same interests as you! Check it out! (Shared by Denise Bergin, a student in the W. Hartford class.)

**NOTE:** Anyone willing to "review" a website, your input would be greatly appreciated here in The Laurel, for those of us who are less experienced with "surfing". Thanks!

"Do not think it a waste of time to cultivate a few flowers, or to let the children have a flower bed. It is judicious for parents to cultivate a love of flowers in their children from earliest years, as flowers have a refining influence, and never lead astray, but always upward to what is purer and better. If one's time and strength are limited, a bed one yard square, with a geranium and a few nasturtiums, for instance, can give pleasure to the whole household; and these flowers will bloom all the season, until the frost blights them. A few flowers in pots are better than none."

Originally printed in The Old Farmer's Almanac, 1893

## OUTREACH OPPORTUNITIES

If there isn't a telephone number listed by the project, contact your local Cooperative Extension M.G. Coordinator (see page 2).

### SW District:

**New Canaan Nature Center** - opportunities both in the new "state of the art" greenhouse and on the grounds - Call Gail Egol (203) 966-9577.

**Bartlett Arboretum** - call Hillary Forsyth (203) 353-9847. Wildflower garden, greenhouse, Arboretum grounds, or AAS garden. Group to work the perennial border garden will meet on Tuesdays, at 9:30 am, starting in May.

**So. Stamford Community Garden** - call Chris Hadin (203) 323-1978. Help is needed with the gardens and farm stand.

### NE District

**The Airline Trail** in Hebron. Plant I.D. project. Also a possible **Teen/Youth Garden** project ... Call Mary Collins (860) 228-9436.

### SE District

#### Community Gardening

**Town of Groton — Town of Waterford**  
**New London Op Sail CT 2000**

**Gardening with Disabled** **Camp**  
**Harkness, Waterford — Byran House, Haddam**  
**DMR Group Homes - Alliance for Living, New London**

#### Correctional Facilities

**York C.I., East Lyme**  
**Montville Expansion Minimum Security Facility**

#### Historic Gardens

**Florence Griswold, Old Lyme**  
**Hart House, Old Saybrook**  
**Shaw Mansion, New London**

### NW District

**Jubilee House, Hartford South End** - teaching urban gardening.

**Hungerford Nature Center, Kensington** - creating new gardens & working with children.


**Plymouth Historical Society** - historic gardens

**Prime Time House, Torrington** - working with disabled clients.

**Community Gardens, Torrington**

**Haer 4-H Farm, Bloomfield** - multiple projects - contact Beth Salsedo at 570-9066.

**Please tell us of outreach opportunities in your area!**



## OTHER EDUCATIONAL OPPORTUNITIES

### SW District:

The New York Botanical Garden offers continuing education opportunities at the New Canaan Nature Center, 144 Oenoke Ridge (Rte. 124), New Canaan, CT.

Vines & Trellising - Mar. 16, 10 am-2:30 pm. \$44 non-member, \$40 member.

Seed Starting for Beginners - Mar. 18, 10 am- 1 pm. \$63 non-member, \$50 member (includes a \$15 materials fee).

Renovating the Home Landscape - Mar. 18-25, 10 am-1 pm. \$66 non-member, \$60 member.

Caring for the Home Orchard - Mar. 18, 10 am-2:30 pm. *Establishing Your Home Orchard, GAR 210 is a recommended prerequisite.* \$44 non-member, \$40 member.

Practical Pruning Workshop - Mar. 25, 10 am-2:30 pm. \$52 non-member, \$47 member.

To register, or for more information, call (718) 817-8747.

□ □ □ □ □

Courses being offered at the Garden Education Center of Greenwich:

Lilacs with Frank Moro - Wed., March 15, 10 am, \$20 member, \$30 non-member.

Restoring Ecological Health to our Yards and Communities with Mark Smallwood. Thurs., March 16, 10 am, \$10 member, \$15 non-member.

The Herb Farm: From Seed to Table - lecture & lunch with Jerry Traunfeld. Mon. March 20, 19:30 am, \$50 members, \$60 non-members.

For more information on these or other classes being offered at the GEC, call (203) 869-9242.

### NE District:

Some continuing education courses are being offered this spring through Manchester Community College at various area locations:

Insects in the Garden - Friend or Foe? - 4 Thursdays - April 27-May 18, 7-8:45 pm., at the South Windsor High School - Fee \$44.

Water Gardening - Construction, Plants and Fish - 2 Tuesdays = May 9-16, 7-9 pm., at the Manchester Community College Bldg. - Fee \$25.

A series of 3 lectures is being offered, Once Upon A Garden, of which each lecture may be attended separately, at a fee of \$15 each, or you may attend all three for a reduced fee of \$39. Held at the Manchester Community College Bldg. B-12.

(Continued on page 5)

## Volunteers Wanted!

The Connecticut Horticultural Society is looking for certified Master Gardeners to help with a question & answer booth at their monthly meetings.

This will be a great opportunity to learn and share your expertise and interests with others. The time spent at the booth may be used towards Advanced Master Gardener Program outreach hours.

The meetings are held on the 3rd Thursday of every month. If interested, please call Barbara Torino at (203) 484-0829, or Bonnie at the CHS office at (860) 529-8713.

OTHER EDUCATIONAL OPPORTUNITIES (CONT.)

(Continued from page 6)

The 3 lectures are:

The History & Ancient Customs of Heirloom Flowers - Sun. March 26, 2-3 pm.

The Moonlight Garden - Flowers of the Night - Sun. April 9, 2-3 pm.

Garden Furnishings, Edges and Boundaries - Sun. May 7, 2-3 pm.

For further information on these courses, call (860) 647-6088. Early registration encouraged.

□ □ □ □ □

Courses available through EASTCONN ...

Stone Wall Building - Wed. March 15, 7-9 pm and also 4 Sat. field trips to be announced in class. Windham High School, Willimantic - Fee \$38.

Water Gardens - Tues. & Thurs. March 21 & 23, 7-9 pm, Windham Adult Learning Center, Willimantic. Also held on Tues. & Thurs., April 4 & 6, 7-9 pm, Killingly High School, Danielson - Fee \$28.

Herbs for Medicine - Mon. March 27, 6-10 pm, Killingly Intermediate School, Dayville - Fee \$28.

Rose Gardening for the Beginner - Mon. April 3, 6:30-9:30 pm, Northeast Learning Center, Danielson. Also held on Tues. April 4, 6:30-9:30 pm, Windham High School, Willimantic - Fee \$46.

Perennial Gardening - 7 Wed.'s - April 5-May 24 (no class April 19 due to school vacation) - 7-9 pm, Lyman High School, Lebanon. Also held 7 Mon.'s - Feb. 28-April 10, 6:30-8:30 pm, Putnam High School, Putnam - Fee \$42.

For further course and registration information, call EASTCONN at (860) 423-2591 in Windham,

**NOTICE!!!**

Recently a CMGA member received mail from a local nursery, which used the member's CMGA membership on the address label. The CMGA does **NOT** provide membership information out-side of the Association. The directory is provided for membership use only. Please respect this policy, and do not share membership addresses, etc., with organizations or businesses outside of the CMGA. Thank you.

or (860) 779-3770 in Danielson, or visit their website - [www.eastconn.org](http://www.eastconn.org)

□ □ □ □ □

Landscape Design Course - The Federated Garden Clubs of CT is offering Course 2 of the Landscape Design Study Program, March 21-23, at the Jones Auditorium of the CT Agricultural Experimental Station, 123 Huntington St., New Haven. There is required reading material and required subscription to the NATIONAL GARDENER. Course fee - \$60. For further information and registration brochure, send a SASE to Florence C. Flynn, LDSP State Chairman, 27 Hi-Lo Rd., Durham, CT 06422-2304, or call (860) 349-0504, or email [Flogarden@aol.com](mailto:Flogarden@aol.com)

□ □ □ □ □

Courses being offered at UConn Storrs:

Herbs and Their Uses - Wednesdays - May 3-31, 6-7:30 pm - Fee \$69. (OOPD5035/B)

Organic Gardening & Farming - Mondays - May 8 - June 12, 6-7:30 pm - Fee \$69. (OOPD5043/B)

For more information, call the Center for Professional Development at (860) 486-3231, or check out their website - [www.ce.uconn.edu/cpd.html](http://www.ce.uconn.edu/cpd.html)



## DISTRICT REPRESENTATIVES

As noted in the last edition of this newsletter, efforts at district organization are ongoing. Although Connecticut is officially divided into four CMGA districts, we are not bound to organize regional groups around these district boundaries. We may choose to organize by county, or even smaller groups within counties, if we prefer.

The purpose of encouraging district development is to keep Master Gardeners involved and connected to each other, to our communities, and to the CMGA itself. Remember how much fun it was getting together with your Master Gardener classmates during training? It was an opportunity to share gardening interests, to learn together, to help as needed with community projects, and mainly just to have a good time.

With those good memories in mind, please consider coming to an introductory regional meeting at the home of Marilyn Shirley at 27 Alden Circle in Tolland, on Saturday, April 8, at 10:00 am. This will be a very informal gathering to begin to explore the possibilities for local gardening activities, whatever your locale or interests. All are welcome, regardless of district. Please call Marilyn at (860) 872-2432 for further information and/or directions.

## ARBOR DAY ACTIVITIES IN THE SW DISTRICT

**HELP WANTED!** The Bartlett Arboretum is looking for Master Gardeners willing to help with children's activities for their Arbor Day celebration, on Friday, April 28th. Separate morning and afternoon sessions are planned, so please call Michael Harvey, Director, at (203) 322-6972, if you are available to sign up for either 2 hour session.



Please join the Fairfield County MG's as we celebrate Arbor Day 2000. We'll be meeting at the Shannon Cross Community Garden in Stamford at 6:30 pm on Friday, April 28th to plant 2 apple trees being dedicated to 2 community garden members who passed away in the past year and a plaque in their names will be placed by the trees. Apples and cider will be served and we'll have an opportunity to tour the early spring gardens. Please call Chris Hadin at Soundwaters for directions (203) 323-1978. If you would like to help in the preparations for this event, call Chris, or Moe Sprano at (203) 322-6895.

## SYMPOSIUM IN THE SW DISTRICT

### "The Lure of the Garden -- Its Secrets and Surprises"

Thursday, April 6th - 8:30 am-3:00 pm  
at the New Canaan Nature Center

Presentations will be given by four noted horticulturists:

Marco Polo Stufano will speak on "The Intrigue of Perennial Combinations."

Viki Ferreniea will describe "The Charm of Shade Gardening."

Julie Messervy will discuss "The Allure of Personal Spaces."

Warren Leach will cover "Enticement of Ornamental Structures."

The registration fee (\$70 for New Canaan Nature Center members/ \$80 for non-members) includes refreshments, a gourmet box lunch, information packet and free parking. This event will be open to the public, with pre-registration required. Visa, MasterCard and American Express are accepted. To register, or for further information, call (203) 966-9577.

The New Canaan Nature Center is located at 144 Oenoke Ridge, New Canaan, CT 06840. Directions to the Center and additional information are available on its web site, <http://www.newcanaannature.org>.

## NE DISTRICT GETAWAY GARDENS WEEKEND

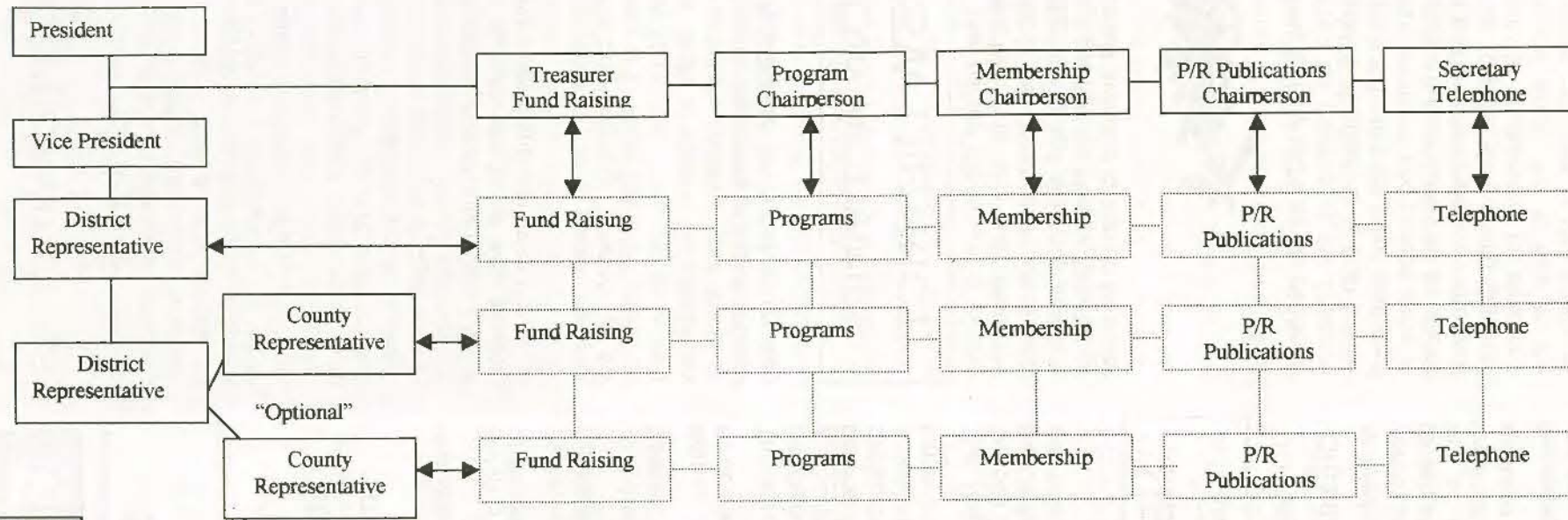
Friday through Sunday, May 5, 6 & 7th

Organized by the Quiet Corner Tourism Office

A weekend of tours, demonstrations, lectures, workshops, and other horticultural activities hosted by garden shops, greenhouses, farms and nurseries, as well as discounts at area garden centers. Bed & Breakfast accommodations available! Make it a weekend in the Quiet Corner of Connecticut!

For further information or brochure, call toll-free at 1-888-628-1228, or (860) 928-1228, or visit their website at [www.webtravels.com/quietcorner](http://www.webtravels.com/quietcorner).

# CMGA FUNCTIONAL MATRIX ORGANIZATION



- |  |  |   |   |  |
|--|--|---|---|--|
| Sell Scholarship<br>T-shirts<br>Tote Bags Etc.                       | Trips<br>UCONN<br>Coordinator<br>Support Mentors<br>Projects     | Annual<br>Membership Drive<br><br>Local Membership<br>Lost MG | Newsletter<br><br>Press Releases<br><br>Announcements<br><br>Others | Local Telephone<br>Chain<br><br>Immediate<br>Communication<br><br>E-mail<br><br>Others |
| Plant Sales<br>Fund Raising for<br>Local Charities<br>Funds for CMGA | Activities<br>Fairs<br>Shows<br>Symposium                        | Support UCONN<br>New Students<br>Applicants<br><br>Others     |   |  |
| Book Sales<br><br>Others   | Annual/Semi<br>Annual Meeting<br>Place<br>Speakers<br><br>Others |   |   |  |

## GUIDELINES FOR THE GARDEN COLUMN

(Editor's Note: These guidelines are taken from the format used by Bob McNeil for the New London Day. Other publications may have other guidelines and procedures. This information is provided only for your reference and direction.)

A column must be completed at least three weeks before publication in order to schedule it for the proper time. Verify the date to hand-deliver your column to your paper in a timely fashion for prompt publication. All columns must be reviewed for accuracy, length, punctuation, spelling, etc. before submission. The editor has the option to edit it further for space purposes. This is seldom done, however, if the length is kept to about 500 words. Don't worry about criticism since this is not the purpose of editing.

- ⇒ Columns should be about 500 words in length which is about 1½ - 2 pages of double spaced typing. Always double space your article.
- ⇒ The topic should be appropriate to the time of year.
- ⇒ Your name and town should be at the end of the column.
- ⇒ The column should have some appeal to both the new and the experienced gardener.
- ⇒ Information should be as specific as possible. Sources of information can be books, magazine articles, or flyers and pamphlets from the Cooperative Extension. Writing should be in your own words. If you quote verbatim, quotation marks must be used and the source identified. If Cooperative Extension material is used, suggest that the reader call their local office for further information and identify the material by title and number.
- ⇒ As representatives of the Cooperative Extension System, we are not allowed to endorse any product, company, etc., but we can list several of them, if necessary.
- ⇒ If you mention the use of pesticides or herbicides, be sure to state **READ THE LABEL** for your protection. We cannot recommend specific pesticides or herbicides but can suggest several.

### TOPIC IDEAS:

#### Garden Techniques:

Raised beds  
Row covers  
Watering practices  
Compost  
Mulching  
Succession planting  
Companion planting  
Pest control

Disease control  
Building your soil (tests)  
Vertical gardening  
Fertilizers  
Cover crops  
Manure  
Cold frames  
Greenhouses  
Ground covers

### TOPIC IDEAS (cont.)

#### General Topics:

Growing plants from seed  
Planting trees, shrubs, etc.  
Tips on buying plants  
Container gardening  
Shade growing plants  
Fall gardens  
Rock gardens  
Planning your first garden  
Pressure treated wood  
Storage of seeds  
Winter storage of vegetables  
Pruning trees, shrubs, evergreens  
Espalier growing  
Garden tools  
Harvesting vegetables  
Preparing garden for winter  
Organic gardening

#### Plants, etc.:

Potatoes  
Tomatoes  
Peppers  
Squash  
Onions  
Strawberries  
Blueberries  
Raspberries  
Cucumbers  
Corn  
Celery  
Asparagus  
Eggplant  
Cabbage  
Cauliflower  
Broccoli  
Herbs  
Beans (bush & pole)  
Peas  
Lettuce  
Radishes  
Carrots  
Orchids  
Cactus  
House plants  
Dried flowers  
Spring bulbs  
Annual flowers  
Perennial flowers

***Share your  
knowledge and  
passion with  
others ... write  
an article!***

#### Additional topics:

Living wreaths  
Integrated Pest Management  
Water gardens  
Attracting butterflies  
Birds in the garden  
Community gardens  
Square foot gardening  
Propagating plants  
Handicapped gardening  
Bees in the garden  
Gardening with computers  
Lawn care  
Native plants  
Garden design  
Planting bulbs  
Wildflowers  
Landscaping  
Flower arranging  
Garden photography  
Woody ornamentals  
Gardening with children  
Seed saving

Bob McNeil has generously offered his services and expertise to anyone interested in writing articles, either for the New London Day, or your own local paper. He can be reached at (860) 739-5134, or by writing him at 16 Damon Heights Rd., Niantic, CT 06357.

Remember! We here at The Laurel will be happy to accept articles, as well! (Hint, hint!)

## The Laurel

CT Master Gardeners' Assoc.  
c/o Kate Cheromcha  
9 Northwood Road  
Quaker Hill, CT 06375

### Next Newsletter Deadline:

Monday, April 10, 2000



Robert Sherman  
15 Fire Tower Road  
Killingworth CT 06419

### 2000 Perennial Plant Conference!

March 21, 2000 - 9 am-4:30 pm

at the Lewis B. Rome Commons, Storrs, CT

\* \* \* \* \*

#### Topics include:

- ◆ Tropical Perennials for New England Gardens
- ◆ The Vertically-challenged Garden: Small Plants for the Front of the Border
- ◆ Vegetative Propagation Throughout the Season
- ◆ Garden Performance of Perennial Cultivars
- ◆ Bulbs as Companion Plants
- ◆ Marketing Perennials for Better Sales
- ◆ Hellebores
- ◆ Managing a Collector's Garden
- ◆ What's New with Hostas
- ◆ The Dynamic Duo: Herbs and Annuals in the Perennial Border
- ◆ The Awesome Alliums and Other Unusual Bulbs
- ◆ Promising New Perennials

Registration fee \$50 per person before March 14th; \$60 after March 14th. Includes lunch and refreshments. For further registration information, contact Jean Cyr at (860) 486-3436.

C.M.G.A.

The Laurel 20

### WANTED ... YOUR RECIPES!!!

Recipes are still being collected for a C.M.G.A. Cookbook, Send us your garden favorites, as well as other tasty specialties, or family tried-and-true recipes! In addition, we'd like to include appropriate gardening tips, information, short articles, etc. Please help to make this project a success ... send submittals to:

M. Collins, 13 Basketshop Rd, Hebron, CT 06248; or send by email: [Cooknwme@aol.com](mailto:Cooknwme@aol.com)

Please make sure to include your phone number, in case of questions. Thank you!

**NOTICE!!!** A drop box will be available at the CMGA booth at the upcoming symposium. Save a stamp and drop your recipes off there!

# The Laurel



Connecticut Master Gardeners' Association

July/August, 2000

Volume 13, Issue 4



## From the President

(Editor's Note: Due to a recent bout of poor health, Larry Van Der Jagt was unable to write his column for this issue of "The Laurel". We wish to take this opportunity to let Larry know that we hope he's feeling better, and able to be out and about in his gardens real soon, especially since we're finally seeing more sunny skies!)

The following is information Larry requested be shared with CMGA members:

The Scholarship Committee at UConn has selected Ms. Jody Foley as the 2000-

*(Continued on page 3)*

## Our Evolving Master Gardener Program An Interview with Dr. Nancy Bull & Roy Jeffrey

by Don Wetherell, MG

Dr. Nancy Bull became the Associate Director of UConn's Cooperative Extension System (CES) in 1995. One of her many responsibilities in this capacity is to oversee the various family and community outreach programs, including the Master Gardener Program. As members of CMGA, we are aware that many changes have occurred in this program in the past few years. The editors of The Laurel and others, feel this is a good time to ask Dr. Bull for her views about recent and forthcoming program changes. She has responded enthusiastically by making prime time available and requesting her program coordinator, Roy Jeffrey, to join us for the interview (held on April 28, 2000).

(Please note: In the Q/A format chosen for this report, the answers are not necessarily verbatim quotations. They may have been altered to facilitate organization, clarity and transposition from conversation to text.)

**Q.** What is the present administrative structure connecting you to the everyday activities of the Home and Garden Center and the Master Gardener Program?

**A.** (N.B.) My job is to coordinate these kinds of programs throughout the College of Agriculture. Roy assists me in this work and serves as liaison between my office and the Home and Garden Education Center and Master Gardener Programs. He is directly responsible for many of the recent changes and future plans for these programs.

Ed Marrotte is the new Director of the Home and Garden Education Center. The Master Gardener Program is now an integral part of the Center. Cyndi Wyskiewicz is serving as the program coordinator and assists Ed in the development of Master Gardener training programs.

The Master Gardener Coordinators, assigned to each of the regional centers, also

*(Continued on page 9)*

### Inside This Issue

<b>Virtually Real Garden Tours</b>	4
<b>Parsnips - An Underused Renewable Resource</b>	7
<b>Attracting Birds to Your Yard</b>	13

< Printed on recycled paper >

The Laurel is published by the C.M.G.A. six times a year; January, March, May, July, September and November.



Please submit any articles, suggestions or inquiries by the 10th of the month prior to The Laurel's release to:

Kate Cheromcha  
9 Northwood Road  
Quaker Hill, CT 06375  
(860) 439-0099  
email: tennis@snet.net

or

Mary Collins  
13 Basketshop Road  
Hebron, CT 06248  
(860) 228-9436  
email: Cooknwme@aol.com

Please include your phone number. Space availability is on a first-received, first-printed basis. Thank you!

### 2000 C.M.G.A. Officers

- President:** Larry Van Der Jagt  
(860) 658-7716  
Email: RVJAGT@worldnet.att.net
- Vice-President:** Marilyn Shirley  
(860) 872-2432  
Email: MBShirl@aol.com
- Treasurer:** Lucy Goodridge  
(860) 521-9762
- Secretary:** Susan Hendrick-Wilson  
(203) 378-5804
- Co-Editors:** Kate Cheromcha & Mary Collins
- Extension Liaison:** Cyndi Wyskiewicz  
(877) 486-6271 (toll free)

## COOPERATIVE EXT. M. G. COORDINATORS

### North-West District

West Hartford: Katie Melvin - (860) 570-9010  
Torrington: Karen Anderson - (860) 626-6240

### North-East District

Brooklyn: Kim Kelly - (860) 774-9600  
Vernon: Mary Collins - (860) 875-3331

### South-West District

Bethel: Ellen Shepheard - (203) 207-8440\*  
No. Haven: Mira Schachne - (203) 407-3161\*

### South-East District

Haddam: John Castagno - (860) 345-4511  
Norwich: Julia Griswold - (860) 887-1608

\* \* \* \* \*

Home and Garden Center - UConn Storrs  
1-877-486-6271 (toll-free)

## UPCOMING BOARD MEETING DATES

Please watch in the September issue of The Laurel for the date, time and place for the next Executive Board meeting, to be held later in September. All members are invited to get involved and join the officers at these board meetings.

The time and place for the next members meeting, to be held in November, will also be announced in the September issue.

### Please Note ...

Due to a minimal response to the appeal for recipes, the cookbook project is being discontinued at this time. If, in the future, interest warrants a revival, another attempt will gladly be made. Thank you to those of you who did share recipes. Your interest and promptness in replying was much appreciated.

## From the President (cont.)

(Continued from page 1)

2001 recipient of the \$2,000 CMGA Scholarship. Ms. Foley is majoring in Landscape Architecture at the College of Agriculture and Natural Resources. Congratulations!

\* \* \* \* \*

### MASTER GARDENER BADGES

In recent years, UConn has been awarding identification badges to the new Master Gardeners as they complete their certification. We have had many requests from Master Gardeners certified before this practice began, who would like to have one of these badges. This was one of the issues discussed at the June 17th general membership meeting. The offer was made to make these badges available to any certified Master Gardener who has remained active as a Master Gardener in an outreach capacity. If you are a certified Master Gardener who has remained active in an outreach capacity, **please provide the following information and mail it along with a check for \$5.00 made payable to CMGA, to Rose Van Der Jagt, 2 Gretel Lane, Simsbury, CT 06070-1611.**

**PLEASE NOTE ... THIS WILL BE THE ONLY ANNOUNCEMENT CONCERNING THESE BADGES FOR THIS YEAR! TIME IS OF THE ESSENCE ... ACT QUICKLY! YOUR REQUEST MUST BE RECEIVED BEFORE SEPTEMBER 1, 2000, IN ORDER TO MEET THE DEADLINE FOR PROCESSING!**

The information needed to process your order is as follows:

**Name ...** (please **PRINT** your name as you want it to appear on your badge)

**Address ...** Street, City, Zip Code

**Year Certified ...**

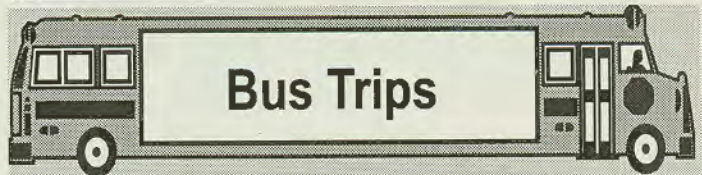
**Location where certified ...**

**Phone number ...** in case of questions regarding your order.

Please take care to **print clearly or type** all the above information for ease of processing. This will minimize the chance for misspelled names, etc. Thank you!

### NOTICE!!!

Please be reminded that, when sending emails to the co-editors for submittal to the newsletter, **PLEASE** note the subject matter as being for the CMGA newsletter. With all the virus problems, etc., any emails received from an unfamiliar address without a subject noted will **NOT** be opened. Thank you for your understanding and




Seats are still available for the July 25th Pepsico/Bartlett Arboretum trip ... but filling up fast ...

The August 23rd Wave Hill/Cloisters trip is full. Yea! But names can be put on a waiting list in case of cancellations.

Unfortunately, the Brandywine Valley Weekend trip has been postponed, due to poor response. Maybe we can try this one again next year.

For further information, contact Cyndi Wyskiewicz at 1-877-486-6271 (toll-free).



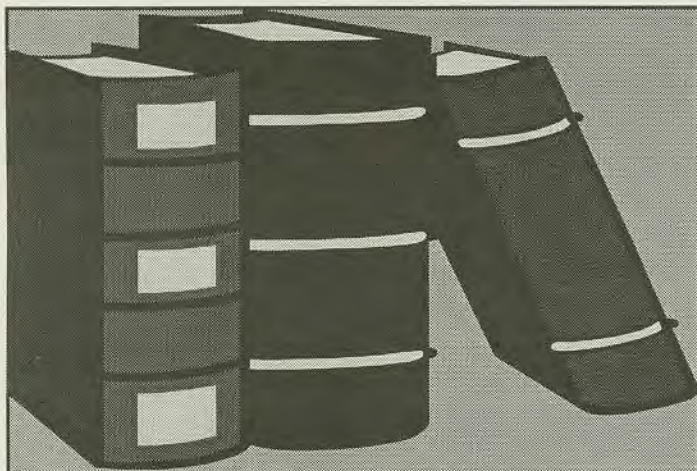
"The only way to eat fresh corn-on-the-cob is to start the water boiling before you go to the garden ... pick the best ears and run as fast as you can back to the house, shucking as you go ... if you fall down, throw it away and start all over again."

## BOOK REVIEW

**The Adventurous Gardener, Where To Buy The Best Plants In New England**, by Ruah Donnelly. Published May 1, 2000, by The Horticultural Press, Jaffrey, NH (800-848-7236). Available at Barnes & Noble.

Listing nurseries throughout New England, and their specialties, Ms. Donnelly provides a write-up on each nursery listed, as well as directions to each, and has also indexed information by plant and state. Even one of our own Master Gardeners, Judith R. Gries, is listed in this newly published book ("Resourceful Judith", noted as "outstanding for roses")! Maybe there are more?

Judith's comments were "For the adventurous gardener who is willing to travel, I'd say it's the kind of book that, when reading about these varied and unusual nurseries, I feel like getting in the car and going!"



### Calling all closet artists ...

Please consider lending or donating your photographs, paintings, sculptures, garden-inspired quilts, etc. for a Master Gardener Art Show in September. Proceeds from the show will benefit educational programs at the Jubilee House in Hartford. For more information, please contact Katie Melvin at (860) 651-4884



## Virtually Real Garden Tours

We've had enthusiastic responses to the "I was just in your area" tours ... please, for courtesy's sake, call ahead ... and enjoy!

**Dr. Jean F. Jones**  
**473 Ridge View Road**  
**Orange, CT 06477**  
**(203) 795-9466**

"Come anytime, no need to telephone first."

A drought tolerant garden, planted in 1995 to replace lawn; hosta garden and others.

**Evelyn Casey**  
**17 Water Street**  
**Stonington, CT 06378**  
**(860) 535-4369**

"My garden is truly a 'secret garden', up a few steps - through the arbor gate to the packed flora with 2 beds and chairs for resting. I'm trying this year to entice both butterflies and humming birds. A call in advance would be nice, but not necessary. My garden is almost at the end of the Boro point."

**Judith Gries**  
**486 Rte. 169**  
**Woodstock, CT 06281**  
**(860) 928-4421**

Specialty roses, mixed borders, garden rooms with varied plantings connected by allees of trees and paths. Please call

*(Continued on page 5)*




## PEOPLE IN GLASS HOUSES SHOULDN'T THROW BRICKS

by Julia Griswold

Groundbreaking for the greenhouse took place at Camp Harkness on June 13th amidst much cheering, and we expect, with the help of camp staff, to have the site preparation completed by the week of June 19. Bruce Reiber, ably assisted by Albert Romboni and supported by Mary Smeraldi and Julia Griswold, has worked tirelessly for the past 8 months to reach this point. Firstly, Bruce did a great deal of research into a suitable location for the greenhouse, which involved trips to Hartford and to local departments to review blueprints of the site. Then Bruce made a number of his own drawings and contacted several greenhouse companies over the winter, which necessitated trips to meet with them or to view their structures. This gave us many opportunities to try a number of good and not-so-good restaurants throughout Connecticut, and to sneak away from state property to consume bottles of champagne, generously provided by Mary, to celebrate various milestones. Finally, upon completion of a certain test to measure upward force which involved the use of a bathroom scale, Griffin Greenhouse Company was selected. Delivery dates for the various materials were established and we were on our way. The way is already proving to be a rocky one, but we are careful, of course, to practice restraint when encountering any obstacles.

Firstly, our proposed workforce, the inmates at a local correctional facility, was suddenly disallowed by Camp Harkness' administrative agency, due to a perceived problem concerning the Unfair Labor Practice Act. This was remedied by the agency offering help from their maintenance department, which, during the planning stage, seemed to pose a problem for them. Next, a call at 1:00 a.m. on a Sunday morning from a truck driver on her way from the Midwest with one of our deliveries (two months ahead of schedule) requesting directions to Camp Harkness. When Bruce recovered, he suggested that she take a nap and deliver the load to Griffin Greenhouses during waking hours. Lastly, for the moment, the backhoe encountered a huge rock while excavating the site and then there was the RAIN. For further developments, see the fall newsletter.



The Camp Harkness garden committee would like to thank the CMGA for their generous donation to benefit the construction of the Angelo V. Smeraldi greenhouse at Camp Harkness.

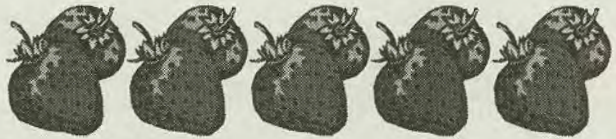
C.M.G.A.

The Laurel 5

## The Roadside Farm Stand

The purpose of this column is for listing any gardening items, tools, information or plants that you may wish to find, sell, buy, barter, trade or just plain get rid of! If you would like to list in this section, please leave your name, number and a detailed message at (860) 228-9436.

Thinning out my beds ... a variety of hostas, asters, phlox, heliopsis and more free to a good home. Call John Mona in N. Woodstock (860) 928-3490.



## Virtually Real Garden Tours (cont.)

(Continued from page 4)

ahead.

**Deb Pouech**  
**281 Monson Road**  
**Stafford Springs, CT 06076**  
**(860) 684-0551**

"...basically a medicinal herb garden with my veggies sprinkled about. We also have a wonderful boggy hemlock wood with more medicinal plants including partridge berry (*Mitchella repens*) and goldthread (*Coptis trifolia*). We also have a large area covered with sundew (*Drosera rotundifolia*) that is neat when in bloom in late summer. If called in advance, I welcome visitors and love to give weed walks. I am home most days during the week."


**John Mona**  
**170 Lyon Hill Road**  
**N. Woodstock, CT 06281**  
**(860) 928-3490**

Variety of gardens & woodland paths. Herb and perennial garden in old barn foundation.

## INDISCRIMINATE KILLERS IN YOUR YARD!

By John Himmelman

The weather is warming, spurring a host of flora and fauna back into action. While most are welcome, some are not, and one species in particular is downright dreaded. The mosquito. Our dislike for this insect is evident in all of those glowing blue lights we see hanging in our neighbors' yards. Bug zappers.




But we have been duped. While these devices are sold to rid our yards of these pests, they do nothing of the kind. Mosquitoes are not attracted to light; ultraviolet, incandescent, mercury vapor, none of it. They are attracted to carbon dioxide expelled by animals, and body heat. What may be confusing us is that piled up at the bottom of these devices are insects that appear very similar to mosquitoes. Midges, which are attracted to light, and do not bite, are major victims of this attraction. A close look will reveal that these midges are missing the piercing long nose (proboscis) that mosquitoes have.

In one study, cited in an article by Eirik Blom, only 31 of almost 14,000 insects killed by bug zappers were female (the ones that bite) mosquitoes. In another, of 10,000 insects killed, eight were mosquitoes. What these bug zappers do attract are many of the insects that prey upon mosquitoes. In yet another study, nearly 2,000 of the dead insects were species that preyed on mosquitoes. For every mosquito that got zapped, 250 mosquito predators were taken out of action. Think of this, throughout our history of battle with the mosquito, in which entomologists have been called upon for a solution, have you ever seen the "authorities" employing bug zappers?

In addition to mosquito predators, we are killing off members of a group of important flower and tree pollinators, the moths. Less than one percent of moth species are pests to humans (Clothes and Meal Moths, Gypsy Moths and Tomato Hornworm). The rest of the balance are greatly beneficial to our fauna. Over the years, I have been photo-documenting the moths of Connecticut for a book on the moths of the Northeast. In my yard in Killingworth, I have attracted over 700 species of the 2,300 species of moths in this state. I use a bug zapper in which I've disabled the electrifying grid by clipping, and closing off, the wires connected to it. Had it been working as the manufacturer intended, it would have killed tens of thousands of pollinating moths over the years. And that's just one zapper in one yard.

If you have one of these zappers, I urge you to unplug it. If you continue to run it, you do so with the gratitude of the 'skeeters!



## UPCOMING REGIONAL CONFERENCE

The 2000 Northeast Regional M.G. Conference will be held in West Virginia on October 10-12th, 2000.

There was not enough response to schedule a bus to this event. You are encouraged, however, if interested, to arrange your own transportation, as it sounds like a great symposium!

Call Cyndi Wyskiewicz if you have any questions, at 1-877-486-6271 (toll free).

(Note: Anyone considering or interested in going may post in the the September issue of "The Laurel" if they're interested in carpooling with others ... please be sure to include a phone number. Thanks!)



## PARSNIPS AN UNDERUSED RENEWABLE RESOURCE

by Don Wetherell, MG - Mansfield

Impatiently I take my trowel and probe the cold and sodden soil of early March, hoping the frost has receded enough to release that sweet and mellowed fruit of last year's labors, the lowly parsnip. The effect of wintering in the ground on this often neglected and nourishing food, is almost magical. Flavor, texture and sweetness are transformed from mundane, in early fall, to delicious, in winter and early spring.

The unearthing of this buried treasure marks both the last act of the season past and the first act of the next. It is for me a favorite garden ritual. Once washed, trimmed, and refrigerated these thick, tapered, cream-colored roots will keep for at least a month and provide a variety of tasty dishes ranging from raw, steamed, boiled or sautéed versions to wonderful soups, casseroles, pies and even muffins and cakes! One of my favorite dishes is a simple butter-sauté of mixed coarse-grated parsnips and carrots. This cousin of carrots has been a valued food crop since before the time of Christ. The flavor and texture of properly matured and cooked parsnips is so appealing it is surprising that this easily-grown cool weather crop is not more commonly planted today.

Parsnips are grown from seed and prefer a deep moderately fertile sandy loam soil. Stony soils produce misshapen but still tasty roots. Several dependable older varieties, such as Harris Model, Hollow Crown, and All American are still widely available. I have also grown good crops of Cobham Improved Marrow and Lancer. Stored seed rapidly loses viability, so fresh seed is always recommended. An early planting time is necessary to provide the more than one hundred days of growth required to produce large storage roots. Germination is slow, often requiring two to three weeks. Although this allows seeds to be planted as early as two weeks before the last killing frost, seedlings have little frost resistance and warmer soil favors germination.

For traditional rows, plant seeds at three- to six-inch intervals in rows spaced fifteen- to twenty-inches apart. For wide bed planting, use a grid pattern with about six- to eight-inches between plants after thinning. James Underwood Crockett, the host of PBS's first Victory Garden Series, recommended a novel way of planting parsnips in shallow or stony soil. At each planting spot, use a crowbar to make an inverted conical hole a foot or more deep and about 6 inches wide at the top. Fill the

hole with an enriched, sieved soil mix and plant 3 or 4 parsnip seeds in each, thinning later to one plant each. Using several seeds at each spot is a good idea for any planting pattern, as long as you thin to one plant per spot later. Gardeners with heavy soils often add a few radish seeds to each spot to help break the crust and to mark the spots until the parsnips finally appear. Once seeds are planted, it is very important that the soil not be allowed to dry out. Thin mulches of finely divided materials like sawdust, bark dust, or peat help reduce the frequency of watering. I have also used a layer of floating row cover placed directly on the soil. Covers must be removed soon after germination.

A number of parsnip insect pests, and diseases, as well as root knot nematodes, are known, and meadow or pine voles may feed heavily on the over-wintering roots. However, home gardeners in Connecticut find parsnips a relatively trouble-free crop.

Mature plants are very freeze-resistant and may be left in the ground through the winter. Flavor improves with the arrival of cold weather and reaches its peak of sweetness after several months of winter temperatures. Plants left in the ground over winter, may be mulched to reduce freeze-thaw cycles. A very heavy mulch may prevent freezing, and allow periodic harvesting, but it also increases vulnerability to rodent damage.

In the spring, before renewed foliage growth begins, all remaining roots should be harvested and either eaten soon, frozen, or refrigerated, well wrapped to prevent water loss.

Parsnips are tailor-made for our climate. Don't be put off by the taste and texture of most packaged versions found in grocery stores. Like most home-grown vegetables, they seem to taste better when you do it yourself.

(Editor's Note: Our apologies to Don for not getting this into an earlier, more time appropriate issue ... hopefully this article will inspire you to try parsnips, despite the delayed publication ... I know this gardener is always planning for "next year's garden" ... regardless of the time of year! Thanks for your submittal, Don!)



## NE DISTRICT NEWS

A district meeting was held at the home of Mary Collins, in Hebron, on June 9th. A lovely time was had by all who attended, and many thanks to Linda Ternullo, who contributed the door prize.

It was decided to table further meetings until the fall, so watch in the September issue of "The Laurel" for further details.

### **Moths - Their Beauty & Behavior in the Garden**

Dr. Scott Smith, from Trinity College, will be speaking at the library on Main Street, Coventry, on Tuesday, July 11th at 7:00 pm. The Coventry Garden Club, in conjunction with the Booth Dimock Library, is hosting this event, with the added opportunity to attend a trip on Wed., July 12 at 7:00 am to view the moth habitat on North River Rd. in Coventry. If interested in the viewing, please meet at the Highland Park Market in Coventry by 6:45 am.

Tour & Lecture to the Variegated Foliage Nursery in Ashford, CT. Tuesday, August 8th from 10:00 am to noon. Hosting by the Coventry Garden Club, Nursery owner Stan Megos will speak on "Using Variegated Foliage in the Garden." If interested in carpooling, please meet at the Highland Park Market in Coventry by 8:45 am.

Questions? For information, call Charlotte White at 860-742-0474.

## NW DISTRICT NEWS

We'd love to publicize what's happening in your neighborhood! Let us know!

## ADVANCED M.G. PROGRAM UPDATE

The new brochure should be out soon for fall registration. Look for more classes at the Bartlett and in Storrs. Thanks to everyone who has participated so far, and also for all your comments and suggestions. We will continue to improve the program and offer as many classes as possible. Thanks!

Cyndi Wyskiewicz, Education Coordinator  
UConn's Home & Garden Education Center, Storrs.

## SW DISTRICT NEWS

Fairfield County ... a meeting was held on June 8th at the Bartlett Arboretum, with the director, Michael Harvey. The next meeting will be held on July 13th, at 10 am, at the New Canaan Nature Center and will include a secret garden tour.

Our faithful rep and correspondent, Moe Sprano, will be stepping down from her involvement with the CMGA's area Master Gardeners, as she is moving back up to Massachusetts this summer. Moe, you will be greatly missed!!!! Taking Moe's place as the Fairfield County rep will be Joan Soeth. Her phone is 203-762-2216, and email is soeth@mags.net. The new Fairfield County correspondent will be Hilary Forsyth. Her phone number is 203-353-9847, and email is rayhbf@aol.com. Welcome Joan & Hilary!

**Fall Plant Sale** ... The Bartlett Arboretum is having a fall plant sale on September 23rd. We are seeking Master Gardeners who would like to help with this annual fund-raising event. There are opportunities for volunteering in the following areas: planning, set-up and sales. Event set-up will take place on the 22nd. For those who would like to help the day of the plant sale, we are going to have a training session to go over the attributes of the plants on sale. Volunteering for this event counts for outreach hours. For those interested, please contact Barbara Soebbing at 203-322-6971.

**Arbor Day 2000** - The Bartlett Arboretum would like to thank all of the Master Gardeners who volunteered their time for Arbor Day 2000. The event was a tremendous success because of the knowledge and interest of all those involved. Special thanks is due to Cheron Barton, Hilary Forsyth, Patricia Obermuller and Joan Soeth, who spent countless hours planning for the event. Through Arbor Day, the Bartlett Arboretum was able to reach out to over 120 second graders in the Stamford school system. With discussions and hand-on activities, the concept that 'Trees Give Life' was imparted on the children. The activities included hikes through the Arboretum, video showings and tree plantings in the greenhouse. Each child went home with a native tree sapling for their own Arbor Day celebration with their family.

It is of paramount importance that educators continue to foster an appreciation of nature among youth. Through Arbor Day at the Bartlett Arboretum, we encouraged children to plant trees with their families, and by doing so, we invested our energy in creating a better environment for future generations to enjoy. This investment is a central tenet of Joy Sterling Morton's conception of Arbor Day, when he founded the Arbor Day Foundation in 1872. We feel that Arbor Day will become a strong tradition at the Arboretum, and will serve to strengthen our future ecology and nature education programs geared towards children.

## Evolving M.G. Program (cont.)

*(Continued from page 1)*

play a role in planning and coordinating Master Gardener programs. Collectively, Ed, Cyndi and the regional coordinators make up the Master Gardener Coordinating Team.

**Q.** Tell us more about the Master Gardener Coordinators; are they the same as "mentors"?

**A.** (R.J.) No. Mentors are experienced Master Gardeners who have completed the training program and come back, as volunteers, to assist the Coordinators by helping trainees.

(N.B.) The Coordinators, although part-time, are in some ways taking the place of regular employees. Budgets at the University have experienced some downsizing. We have had to reduce the number of full-time employees in CES. To compensate, we have decided to use some part-time people, who have been through the Master Gardener program, to assist the program at each of the centers. We tested this model at a couple of centers four years ago, and now have Coordinator positions at all eight centers. They are recently trained, enthusiastic, and seem to develop a real sense of ownership in their work. They come into the Home and Garden Center and work with Ed on a regular basis, increasing their knowledge and then carrying a lot back to the Master Gardener trainees at the regional centers as they assist them in the classrooms and with their service and outreach projects.

Our intent in making these changes was to tie the Master Gardener Program more closely to Ed and the Home and Garden Education Center. We really couldn't separate Ed from the Master Gardeners, yet we also have employees at all the Extension Centers, who need to interact professionally with Ed on a daily or weekly basis.

(R.J.) One important focus for the Coordinators is to connect with the new class right from the first day and work with them as they become more involved. Whether it is in the office or in the community; there is a certain amount of quality control that we have to be sensitive to, so that we are serving as good representatives. Whether on the phone or in person, there is always the issue of how we are presenting ourselves.

**Q.** Do you become personally involved in the Master Gardener Program in any way?

**A.** (N.B.) My grandfather was a gardener; it was his

hobby. He had vegetables, cherry trees, apple trees, etc., in a very urban setting. My mother also has a great passion for gardening, and it's really a hobby of mine, too. I try not to become too involved in these programs because it's not our goal to micro-manage, but to be involved enough to make sure that the volunteers are satisfied. I think that is really important because we are inviting you to come in for an educational program and then expecting you to give something back to us. There has to be a level of satisfaction with how we are organized and what we are doing. One of the things that I heard, very early on, was that some Master Gardeners were not particularly happy about what happened after the first year's experience.

One of the good things that happened then was that we hosted the regional Master Gardener Conference '98 as partners. In 1996, the Master Gardeners came to us and asked for our support. We had some very honest conversations at the

Hartford office about who was going to do what if we went forward with this regional conference. It became clear that the Master Gardeners were quite willing to chair the conference and do much of the work, but they needed the support of CES for things that we could do more readily, like providing liability insurance. We try to be at the table to help solve the kind of problems that volunteers find more difficult. This is the level of my direct involvement.

**Q.** Would you comment on how you see the importance of the Master Gardeners to CES? What do you people get in return for the time and money you spend supporting this activity?

**A.** (N.B.) I think it's fair to say we would not have a home horticulture program if it were not for the Master Gardeners. We would not be able to reach the number of people that we do if we did not have the volunteer commitment. They provide us with a way of getting information out to our constituencies. We train the Master Gardeners, and then they go out and train other people. We don't have the resources to answer every question or need that people bring to us. This program gives us the mechanism for training volunteers to go out and represent the University to

*"Whether it is  
in the office or in  
the community ...  
we are serving  
as good  
representatives."*



## Evolving M.G. Program (cont.)

*(Continued from page 9)*

others — and I consider this very important. Through our volunteer programs, we have thousands of people out there teaching and providing services to the citizens of this state.

**Q.** Aren't you also teaching good citizenship or stewardship? I'm thinking of the Sound Gardening program, as an example.

**A.** (N.B.) That's an interesting way to phrase it. We do this quite deliberately in our 4-H programs. We may use dairy, poultry or gardening projects, but we really are teaching citizenship and leadership. I haven't thought much about this aspect of the Master Gardener program, but it is a good point.

**Q.** Is CES planning any cooperative projects with other organizations around the state and which could involve Master Gardeners?

**A.** (N.B.) Yes. A good example is the urban garden program being planned for Hartford. This involves CES staff from New Haven and Hartford offices, Master Gardener volunteers from the area, the Farm Services Agency office, Knox Foundation, the House of Bread, one of the city's convents and the City Manager's office. The plan is to develop community gardens within the city for local citizens. Master Gardeners will work with these people to help them start up and maintain the gardens through the season. It is hoped that the model can later be expanded to other locations.

(R.J.) We would like to see more Master Gardeners become involved in leadership roles in a variety of projects throughout the state. We can help prepare them by offering advanced training in subject matter areas, in becoming better "teachers," and in other ways. We would like to see a larger number of community service projects going on around the state without requiring a Master Gardener Coordinator to be heavily involved in all of the, all of the time.

(N.B.) Roy has just brought up a very significant change in the Master Gardener program, that is, the shift from having most Master Gardeners giving back their time working in the Extension office, to giving them the alternative to do community outreach projects. For example, the five or six Master Gardeners working in the urban garden project in Hartford will give back their hours by organizing and managing the work at the community gardens.

(R.J.) I would like to point out that the Master Gardener Program already has several areas of focus: urban gardening, sustainable landscaping and horticultural therapy. We think that all three are relevant to public policy issues in our state. As we evolve in these areas, there will be more opportunities for Master Gardeners to become involved in community-based education programs. For example, in the Norwalk watershed, Master Gardeners are becoming more involved in community sustainable landscape/water quality issues.

We are also emphasizing these areas of focus in the development of the Advanced Master Gardener curriculum, courses like Horticulture Therapy (HT 122) and Landscape Design (LD 111). We plan to add other courses. One, which we are very excited about, is community education: training our Master Gardeners to become good teachers in a variety of community situations. We are asking Master Gardeners to become more involved in community service; therefore we need to support their efforts by giving them more training opportunities.

**Q.** Some Master Gardener trainees find employment in home and garden-related businesses. Do you have any plans that would be of special interest to them?

**A.** (R.J.) We are currently considering the possibility of putting together one or more courses directed to the special needs of these people. They would be offered during the "off-season" and would be structured somewhat like the Master Gardener course. The bottom line would be to offer training specifically targeting people in nursery and groundskeeping-related businesses. This would address the differences between their needs and objectives and those of people in the Master Gardener volunteer service program.

(N.B.) We have also been thinking of offering continuing education units with some type of certificate that a commercial person could display, or use in marketing, to give consumers confidence that they had received some specialized training. Perhaps here, I can put in a request to the Master Gardeners Association for members who are, or have been, working in such businesses, who would be interested in working with Roy and Ed in developing this kind of program. We are very much open to the idea.

**Q.** Finally, are there any personal points that you would like to add?

**A.** (N.B.) I would like to say that, from my perspective, it was that coming together of our office and the Master Gardener Association for the planning and carrying out of the regional conference, how we came together and how we worked together as partners, that set the tone for where we are right now and where we are heading in the future. We really got to know each other during that

*(Continued on page 14)*

## OUTREACH OPPORTUNITIES

If there isn't a telephone number listed by the project, contact your local Cooperative Extension M.G. Coordinator (see page 2).

### SW District:

**New Canaan Nature Center** - Call Gail Egol (203) 966-9577.

**Bartlett Arboretum** - call Hillary Forsyth (203) 353-9847.

**So. Stamford Community Garden** - call Chris Hadin (203) 323-1978.

### NE District

Help will be needed at the area's upcoming Tolland Cty. 4-H Fair, Brooklyn Fair, Woodstock Fair and the Hebron Harvest Fair to man the ever popular MG Info booths.

Immaculata Retreat House - Willimantic. Restorative, design & implementing new gardens. Flexible schedule. Donation of plants greatly appreciated. Contact Marie Kuchy at 860-537-5556 or email kuchiman@snet.net

### SE District

#### Community Gardening

**Town of Groton — Town of Waterford**  
**Gardening with Disabled** **Camp**  
**Harkness, Waterford — Byran House, Haddam**  
**DMR Group Homes - Alliance for Living, New London**

#### Correctional Facilities

**York C.I., East Lyme**  
**Montville Expansion Minimum Security Facility**

#### Historic Gardens

**Florence Griswold, Old Lyme**  
**Hart House, Old Saybrook**  
**Shaw Mansion, New London**

### NW District

**Jubilee House, Hartford South End** - teaching urban gardening.

**Hungerford Nature Center, Kensington** - creating new gardens & working with children.

**Plymouth Historical Society** - historic gardens

**Prime Time House, Torrington** - working with disabled clients.

**Community Gardens, Torrington**

**Haer 4-H Farm, Bloomfield** - multiple projects - contact Beth Salsedo at 570-9066.

**Please!** Tell us of outreach opportunities in your area!



## CMGA SEMI-ANNUAL MEMBERS MEETING

The CMGA's semi-annual meeting was held on Saturday, June 17th, at Camp Harkness in Waterford, CT. Approximately 40 members were present and the following is a brief summary of the business discussed.

Per the Financial Statement from June, 1999, to June 2000, the combined assets of the group totals \$25,881.

**Old Business** - Due to the need for structure at the local district level, a "task force" committee has been formed to clarify what District Representatives can or should do, write guidelines for a job description and to study why members "drop out". The committee consists of Chair, Marilyn Shirley; Ruth Kurle, Cyndi Wyskiewicz, Julia Griswold, and Deb Curry.

**New Business** - It was voted that the Association will not sell clothing with the CMGA logo to the public. These items will be sold to members only.

It was voted that only members, students and UConn affiliates will receive the newsletter. The focus of the newsletter is educating the membership about itself, outreach project reports, educational opportunities, and tours.

The Brandywine trip has been cancelled, and there will not be a bus to the N.E. Regional Conference.

The Advanced Master Gardeners Program has had a 90% attendance, and is adding classes for the fall. Cyndi Wyskiewicz was recognized for her work in both areas.

Badges will be available for purchase by prior graduates (see page 3 for further details).

A nominating committee is needed for next year's officers. Larry Van Der Jagt will be executive member of the committee.

Julia Griswold reported on the Camp Harkness greenhouse, gardens and volunteers.

## BONSAI!

The history of bonsai goes back countless ages, with pictures of small potted trees in Egyptian tombs dating back over two thousand years. Records show Indian herbalists keeping rare plants in containers around fifteen hundred years ago. But bonsai, as we know it, first showed up in Chinese history around 700 AD in the T'ang Dynasty. This period was also a time of great cultural learning for the Japanese, who sent emissaries to China to study their art and culture, and Chinese *pen tsai* became the Japanese *bonsai*, the word we most commonly use today. During the fourteenth century, as east-west trade became established, there was a brief interest in miniature trees, repeated again as Japan opened to the west in the seventeenth century. But reports from these times refer to 'oriental magics' that weren't known to these collectors, leading to "permanent dormancy." Another return to popularity at the 1878 World Exhibition in Paris led to a more scientific understanding of the principles behind miniaturizing trees. Today, bonsai is a world-wide art form, with clubs and societies on virtually every continent.

Generally speaking, bonsais fall into two distinct groups, tropical or temperate. Tropical bonsai, such as serissa, ficus, or bougainvillea, can not adapt to our winters and must be kept indoors to survive. Still, there is dislike for the label of "indoor or outdoor" bonsai. Bonsai should always be kept outdoors whenever possible, only to be brought in for a 2 or 3 day visit during the growing season. Tropicals may be left outside until frost (sometimes a few frosts); even the jungle cools down and they seem to enjoy a brief "dormancy." Outdoor bonsai do actually go dormant, but the shallow root system needs protection. A small cold frame may be built, covered with a white plastic to cut down on the light. Watering becomes a once a week job (possibly twice on a warm week), instead of a once a day chore. Remember, bonsai are like puppies, they need to be fed and watered regularly, and they can't look after themselves (on the bright side, there's no waste disposal problem). But much like a good pet, a bonsai can be a rewarding companion for decades.

**STYLING** — To know what to look for, or what to strive for in a bonsai, you need a basic understanding of styles. The following are the four basic styling groups:

**Chokkan Style** (Formal Upright) is a style best left alone by the beginner. It has more formal rules than virtually any style, and it's very hard to create a natural looking tree.

**Shakkan Style** (Slanting) - this style does not require specific branch placement; much better suited for beginners.

**Kengai Style** (Cascades) - in the cascade styles, a branch (or the whole tree) dips below the edge of the pot. In the Han-Kengai (semi-cascade), the first branch dips below the edge of the pot, but not below the bottom. In Kengai style, the first branch (or whole tree) dips below the foot of the pot. This full cascade can be more difficult to maintain, but the semi-cascade is a great beginner's style.

**Bankan Style** (Coiled) is starting to be seen more often in

commercial styling. Much more Chinese in style than the other forms. Not too difficult for beginners.

When looking to purchase a bonsai, decide which specific group it falls into, or could fall into. Most of the trees available on the market today would be **Tachiki style**, or informal uprights, the easiest style with the least rules. Clump and multiple trunk stylings are becoming more popular, although they are tougher to achieve a pleasing style with. One should become more comfortable with single trunk styles before trying multiple trunk pots; it's like throwing flower arranging into the art of bonsai, and it can take a while to develop the skills to match the aesthetic.

**WATERING** — This is the real art of bonsai. Most trees are lost to dehydration, partly because of watering, but often from being kept indoors too long. Different soil types dry at different rates, and trees differ from species to species for water use, so each pot must be inspected regularly, and you must know the requirements of the individual plant. Many plants die from root rot due to overwatering; it is in finding the proper balance of soil, water, and air that you will develop a healthy root system, and thus a happy bonsai.

Watering accomplishes three things for your bonsai. One, it supplies the H<sub>2</sub>O for your tree. Secondly, that water carries the salts and nutrients to nourish your tree. Thirdly, (and this is the one that's usually overlooked) the water expels the old gases in the soil, and pulls in new ones. The more porous the soil, the higher the exchange. This is why bonsai soil is very granular. Roots require good aeration for growth, and we are trying to develop a very dense root ball to support tight, dense growth on top.

**Important:** Once a week or so, water by totally immersing the pot in water, and allowing the bubble trail to quit. This assures top to bottom watering. Should a tree dry out, do this immediately and then keep it in a shady area.

Remember, this is the most important aspect of bonsai care, and it takes some practice to get it right. In Japan, the apprentice is given the pruning shears on the first day, but won't be allowed to touch a watering can for four years!

**SOILS** — Soil can affect rooting, feeding, and water retention; half of your tree lives down there, so soil is the second most important consideration for your tree. While needs vary greatly, a good rule of thumb for outdoor trees is 30% grit, 70% humus for deciduous, and 70% grit and 30% humus for needled plants (indoor plants should always lean towards the 30/70 mix, due to year-round feeding requirements). These are only general guidelines. Find a soil that fits your tree and your watering style. Smaller pots should have a smaller soil particle, larger pots should start with a larger grain on the bottom, and a smaller grain on top.

**PRUNING** — There are two types of pruning, root pruning and branch pruning. Root pruning is done to get the tree into a chosen pot and to develop ramification of the rootball. Top pruning accomplishes several different goals. First there is the removal of branches that clutter or obstruct the basic design. Secondly branches are trimmed to achieve the desired look or to redirect growth to other branches. Finally, the fine pruning techniques (such as leaf pruning, bud-pinching or candle pinching) to increase fine branching and encourage back-budding.


(Continued on page 13)



## ATTRACTING BIRDS TO YOUR YARD

by Cathy Graham, Associate M.G. - Vernon Class

Watching birds is one of my greatest delights in life. Their sweet songs and handsome colors brighten the day. Seeing a spritely chickadee or nuthatch hanging upside-down always brings a smile. You can have this experience too, whether in the city, suburbs, or country. Birds have just four basic needs; food, water, shelter, and nesting sites.



**“Rather than  
chopping down  
a dead tree, think  
of it as being a  
home ...”**

Most birds eat a combination of seeds, insects and berries. The ideal is to provide some of everything to attract the widest variety. A book on birds will tell you what each species likes. In my yard, I feed hulled sunflowers (the shells make a mess and interfere with plants growing, so who needs them?) which attracts cardinals, blue jays, chickadees, titmice, nuthatches, woodpeckers and finches, among others. I feed this all year. In the winter, I add suet melted with peanut butter, raisins and cornmeal, and also a mixture blended for woodpeckers. In the spring, when birds are raising their young, I also add fresh or dried mealworms, as the extra energy comes in handy.

There are many trees, shrubs and flowers that provide seeds and insects as well as beautifying the landscape. Oaks, birch, and willows host between two hundred and three hundred species of insects. Berry-eating birds like shrubs, such as blueberry, roses, holly, quince, and viburnum. A brief list of plants include forget-me-nots, cornflowers, cosmos, asters, snapdragons, sunflowers (for seeds and insects), valerians, iberis, lavender, foxgloves and larkspur. Vines such as honey suckle attracts insects as well as providing berries and nesting sites.

Birds need water to survive, and moving water is very attractive to them. It can be as simple as a birdbath with a dripper, or a pool or waterfall. They need water in winter especially, so a heater (such as one put in an animal's water bucket to prevent freezing) solves the ice problem.

Shelter is important for birds so they can hide from predators (a soaring hawk or prowling cat) and get out of the cold and wind. Evergreens provide the best protection (cedar and juniper also having berries) because they are so dense, but holly, climbing vines, hedges, and brush piles will also do.

Finally, birds need nest sites. Maple, oak and apples are used by many species. You can put up nest boxes for birds, such as bluebirds, sparrows, wrens, and swallows. Rather than chopping down a dead tree, think of it as being a home for chickadees, nuthatches, owls, woodpeckers, not to mention racoons, squirrels and others. Instead of keeping your lawn green with chemical fertilizers and weed killers, think of the food provided for birds. Keep an edge of your lawn overgrown with tall grass and leaves for foragers such as robins, sparrows, and towhees. It's not for everyone, but for those interested in wildlife, it's worth it!

### BONSAI! (CONT.)

*(Continued from page 12)*

When you purchase a bonsai, chances are good that it has only received basic branch pruning, and often that is only rudimentary. Here are a few things to look for. First, decide on a front. Any branches that cross the trunkline in front must go (but this is a rule that may be broken, if you chose). Any branchlets from the bottom of a main branch should be pruned off. Main branches should be on alternating sides of the trunk as they progress upward (with the exception of windswept and broom style trees). Branching should become shorter and closer together as it proceeds to the top. In general, try to find the tiny tree hidden in each shrub, and then cut off the parts that don't make sense. Don't cut anything in haste. If there's any question, leave it! You can always cut it later. Often it's a good idea to leave a large (sacrificial) branch below your intended #1 branch to help fatten the lower trunk, or to let that top (apical) branch shoot up to help thicken the top. Decide what you'd like the tree to look like 10 years down the road. The long life span of bonsai encourages and rewards the far-sighted and the patient (and teaches the same to the rest of us). For more information, contact your local library.

(Editor's Note: Thanks to Carol Ebreo, M.G. and President of the China Trade Bonsai Society of Southeastern Connecticut, for providing this information. The Society is happy to assist and answer questions, and meets weekly, Wednesday evenings, at Salem Country Gardens, Rte. 85, Salem, CT.)

# The Laurel

CT Master Gardeners' Assoc.  
c/o Kate Cheromcha  
9 Northwood Road  
Quaker Hill, CT 06375

**Next Newsletter Deadline:**  
Thursday, August 10, 2000

Robert Sherman  
15 Fire Tower Road  
Killingworth, CT 06419



0641971209 06



## HELP NEEDED!

Hi! This is Nancy Devine, MG, Class of '97. I'm also a Secretary at Southbury Training School, Dept. of Mental Retardation, in Southbury. Our Volunteer Services Department needs HELP with several gardening projects on the STS grounds. Some projects involve clients and some do not. I've been asked to become involved in a couple of gardening projects and can sure use some friends to work with me. One project is planning a hummingbird garden and the other is a wildflower garden. I NEED SOME HELPERS! We also have a landscaper who drew out plans for a beautiful garden area with a pond. We need someone who is able to look at the blueprint and determine the amount of materials needed, i.e. number of yards of crushed stone, woodchips, etc. PLEASE get word out that we need help ASAP. Anyone interested please email me or call me at my office at STS. I have voice mail. The number is 203-586-2607, and my email address is CudaLady71@aol.com. THANK YOU!




C.M.G.A. The Laurel 14

### Evolving M.G. Program (cont.)

*(Continued from page 10)*

project. Now, working with the Association is like updating old friendships. The new newsletter format and content are outstanding. The Association's scholarship and the strong response that Cyndi got to the advanced training survey are very encouraging signs. We really appreciate what the Association is doing.



(Editor's note: Food for thought ... "Citizenship is the chance to make a difference to the place where you belong." - Charles Handy in *Across the Board*, taken from the June, 1999 Readers Digest.)

# The Laurel

Connecticut Master Gardeners' Association



## From the President

Fellow Master Gardeners,

Thanks for all the get well wishes. I am alive and well. I had a "bout with the gout". I had planned to discuss the June Members Meeting, but when the minutes were going to be published, I elected to say nothing. I was unaware that a column would be headed "From the President" with nothing to say. I will be smarter in the future. Right now, I am doing a lot better than my garden.

Three major organizational activities are now going on. Marilyn Shirley is heading up a task force to determine what it takes to establish

*(Continued on page 3)*

September/October, 2000

Volume 13,

## "Ode to Lawns"

(Note: The following story was received via emails, with the earliest reference of origin being the Yale Center for Coastal & Watershed Systems. We will gladly acknowledge the proper source of origin, if anyone knows it. Thank you.)

"Winterize your lawn" the big sign outside the garden store commanded. I've fed it, watered it, mowed it, raked it and watched a lot of it die anyway. Now I'm supposed to winterize it? I hope it's too late. Grass ... lawns have to be the stupidest thing we've come up with outside of thong swimsuits! We constantly battle dandelions, Queen Anne's Lace, thistles, voilets, chicory and clover that thrive naturally, so we can grow grass that must be nursed through an annual four-step chemical dependency. Imagine the conversation the Creator might have with St. Francis about this:

"Frank, you know all about gardens and nature. What in the world is going on down there in the Midwest? What happened to the dandelions, voilets, thistles and stuff I started eons ago? I had a perfect, no-maintenance garden plan. Those plants grow in any type of soil, withstand drought and multiply with abandon. The nectar from the long-lasting blossoms attracted butterflies, honey bees and flocks of songbirds. I expected to see a vast garden of colors by now. But all I see are these green rectangles."

"It's the tribes that settled there, Lord. The Suburbanites. They started calling your flowers 'weeds' and went to great extent to kill them and replace them with grass."

"Grass? But it's so boring. It's not colorful. It doesn't attract butterflies, birds and bees, only grubs and sod worms. It's tempermental with temperatures. Do these Suburbanites really want all that grass growing there?"

"Apparently so, Lord. They go to great pains to grow it and keep it green. They


*(Continued on page 5)*

### Inside This Issue

<b>Non-Native Invasives &amp; Potentially Invasives in CT</b>	<b>4 &amp; 9-10</b>
<b>CMGA Newsletter Questionnaire</b>	<b>7</b>
<b>Ornamental Grasses</b>	<b>14</b>

< Printed on recycled paper >

The Laurel is published by the C.M.G.A. six times a year; January, March, May, July, September and November.



Please submit any articles, suggestions or inquiries by the 10th of the month prior to The Laurel's release to:

Kate Cheromcha  
9 Northwood Road  
Quaker Hill, CT 06375  
(860) 439-0099  
email: dkak1@home.com

or

Mary Collins  
13 Basketshop Road  
Hebron, CT 06248  
(860) 228-9436  
email: Cooknwme@aol.com

Please include your phone number. Space availability is on a first-received, first-printed basis. Thank you!

**2000 C.M.G.A. Officers**

- President:** Larry Van Der Jagt  
(860) 658-7716  
Email: RVJAGT@worldnet.att.net
- Vice-President:** Marilyn Shirley  
(860) 872-2432  
Email: MBShirl@aol.com
- Treasurer:** Lucy Goodridge  
(860) 521-9762
- Secretary:** Susan Hendrick-Wilson  
(203) 378-5804
- Co-Editors:** Kate Cheromcha & Mary Collins
- Extension Liaison:** Cyndi Wyskiewicz  
(877) 486-6271 (toll free)

**COOPERATIVE EXT. M.**

**North-West District**

West Hartford: Katie Melvin - (860) 570-9010  
Torrington: Karen Anderson - (860) 626-6240

**North-East District**

Brooklyn: Kim Kelly - (860) 774-9600  
Vernon: Mary Collins - (860) 875-3331

**South-West District**

Bethel: Sandi Wilson - (203) 207-8440\*  
No. Haven: Mira Schachne - (203) 407-3161\*

**South-East District**

Haddam: John Castagno - (860) 345-4511  
Norwich: Julia Griswold - (860) 887-1608

\* \* \* \* \*

Home and Garden Center - UConn Storrs  
1-877-486-6271 (toll-free)

**NOTICE!!!**

Kate Cheromcha's email address is now **dkak1@home.com**. Please remember, when sending emails to the co-editors, to note the subject as being for the CMGA newsletter. Any emails received from an unfamiliar address without a subject noted will **NOT** be opened. Thank you for your cooperation!

"I stand amid the summer flowers  
 To tell the passage of the hours.  
 When Winter steals the flowers away  
 I tell the passage of their day."  
 ~message found on a sundial



### WANTED ... YOUR INPUT!

In order for The Laurel to be the CMGA members' newsletter, it needs members' support!



Don't know how YOU can help??? On pages 7-8, you'll find a questionnaire, which we are requesting you cut out, complete and return to Kate Cheromcha. Your input will be extremely useful in continuing to provide you with a quality (and improving) newsletter. To save postage, you may wish to bring your questionnaire to the Annual Members Meeting in November, or email your responses to Kate. Her new email address is noted on page 2.

Many members have noted "writing" as one of their interests in the new membership directory ... **SHARE THAT TALENT** by submitting articles to this newsletter! Informational articles, short stories, book reviews, poems, humourous tid-bits! Don't have a talent for writing, but heard something "through the grapevine?" **SHARE IT!** We'll find someone willing to research the facts further in an article of their own. **PLEASE!** Help make this newsletter worthwhile! Your response to this questionnaire will be greatly appreciated.



"I think it's a good idea of yours to move the garden inside this year," said Mrs. Badderly. "What on earth are you talking about?" demanded her husband. "My garden is going to be where it's always been." "It's a natural mistake to make, Ralph," she said. "What else was I to think after you tracked most of the topsoil onto my kitchen floor?"  
- Unknown

### From the President (cont.)

*(Continued from page 1)*

district organizations. An update is included in this newsletter.

Second, I am setting up a nominating committee for the 2001 Executive Board. John Castagno and I need at least one more volunteer for the committee. Please call me at (860) 658-7716. In addition, volunteers are also needed to serve on the board.

Last, Marie Dube, Ellen Morse, John Neff, Rose Van Der Jagt, Jonas Zucker, Cyndi Wyskiewicz and I are working on the 2001 Symposium. Mark your calendar for **March 17, 2001**, at the Manchester Community Technical College. Volunteers and suggestions are welcome. Phone numbers can be found in the newly published directory.

Coming up on November 11, 2000, is the CMGA Annual Members Meeting (agenda included in this newsletter). Included on the agenda is UConn SUPPORT. UConn continually improves and expands the Master Gardener program (i.e. the Advanced Master Gardener Program). At the same time, the budgets are getting reduced. I suggested, and Dr. Nancy Bull agreed, to have UConn discuss this situation with the members of the CMGA at the annual meeting. Your ideas and participation in the discussion is requested.

Happy Gardening and hope to see you November 11, 2000.

*Larry Van Der Jagt*

President

## CORNUCOPIA FEST 2000

Come visit your College of Agriculture and Natural Resources at the annual Cornucopia Fest! Sunday, Sept. 24, from 10:00 am-5:00 pm, at the University of Connecticut, Rte. 195 and North Eagleville Road in Storrs. Take a hayride—bring your ailing plants to be diagnosed by the Plant Doctor—tour the new Agricultural Biotechnology Building—take a guided hike in UConn's own forest—"Ask the Vet"—make your own ice cream—learn about container gardening—talk to scientists—see a puppet show—bring a soil sample and get a free pH test—go on a GPS treasure hunt—watch the Cornucopia Classic polo match—ride the personnel lift—learn about the "Education with a View"—come to an auction to benefit the College—visit the Hort Show—celebrate Connecticut Family Day—have an ice cream cone at the Dairy Bar. Admission is FREE and EVERYONE is invited! Click on [www.canr.uconn.edu/cornucopia](http://www.canr.uconn.edu/cornucopia) for the latest info!



### HELP WANTED

Homeowner in Columbia, CT, looking for help with restoring and maintaining mixed floral gardens. Call (860) 228-8037 after 4:00 p.m.

## Non-Native Invasive & Potentially Invasive Plants

"Protecting native plant species and the habitats in which they occur is an objective of the Connecticut Dept. of Environmental Protection. Many non-native plants have been introduced intentionally or accidentally, with most having no deleterious effects on agricultural lands, waterways, wetlands, or conservation areas. Some non-native plants, however, exhibit an aggressive growth habit and can out-compete and displace native species. These are referred to as invasive. Invasive plants, also called harmful or noxious weeds, are a serious problem in Connecticut and elsewhere, reducing agricultural production, impairing recreation, and causing the loss of biological diversity. Significant funds are invested annually in the control of invasive species, both by the citizens and municipalities in Connecticut, and by State and Federal agencies.

"For these reasons, it is the policy of the DEP to control and prevent the spread and introduction of non-native invasive species. This policy applies only to those species listed by the DEP as non-native invasive plants."

The above was quoted from the Non-Native Invasive Plant Species Policy, signed by Commissioner Arthur J. Rocque, Jr., 11/13/98.

On pages 9-10 you will find an inserted flyer on the non-native invasive and potentially invasive plants found in Connecticut. Donna Ellis, Assoc. Extension Educator with the UConn Dept. of Plant Science, shared this list as part of her lecture at this year's M.G. Summer Tour. Anyone interested in more information, or in becoming involved in this program, by volunteering or sharing other strengths, is urged to contact the Invasive Plant Working Group web page at <http://www.eeb.uconn.edu/invasives>. This web site is also noted on the back of the flyer.

begin each spring by fertilizing the grass and poisoning any other plant that crops up in the lawn.”


“The spring rains and cool weather probably make grass grow really fast. That must make the Suburbanites happy.”

“Apparently not, Lord. As soon as it grows a little, they cut it ... sometimes twice a week.”

“They cut it? Do they then bale it like hay?”

“Not exactly, Lord. Most of them rake it up and put it in bags.”

“They bag it? Why? Is it a cash crop? Do they sell it?”



“No sir. Just the opposite. They pay to throw it away.”

“New let me get this straight. They fertilize grass so it will grow. And when it does grow, they cut it off and pay to throw it away?”

“Yes, sir.”

“These Suburbanites must be relieved in the summer when we cut back on the rain and turn up the heat. That surely slows the growth and saves them a lot of work.”

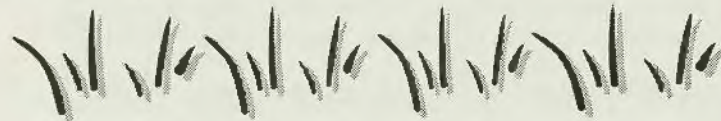
“You aren’t going to believe this, Lord. When the grass stops growing so fast, they drag out hoses and pay more money to water it so they can continue to mow it and pay to get rid of it.”

“What nonsense! At least they kept some of the trees. That was a sheer stroke of genius, if I do say so myself. The trees grow leaves in the spring to provide beauty and shade in the summer. In the autumn they fall to the ground and form a natural blanket to keep moisture in the soil and protect the soil. It’s a natural circle of life.”

“You better sit down, Lord. The Suburbanites have drawn a new circle. As soon as the leaves fall, they rake them into great piles and have them hauled away.”

“No! What do they do to protect the shrub and tree roots in the winter ... and keep the soil moist and loose?”

“After throwing away your leaves, they go out and buy something they call mulch. They haul it home and spread



it around in place of the leaves.”

“And where do they get this mulch?”

“They cut down trees and grind them up.”

“Enough! I don’t want to think about this anymore. Saint Catherine, you’re in charge of the arts. What movie have you scheduled for us tonight?”

“ ‘Dumb and Dumber’, Lord. It’s a really stupid movie about ...”

“Never mind. I think I just heard the whole story.”



## **The Roadside**

The purpose of this column is for listing any gardening items, tools, information or plants that you may wish to find, sell, buy, barter, trade or just plain get rid of! If you would like to list in this section, please leave your name, number and a detailed message at (860) 228-9436.

\* \* \* \* \*

I have Organic Gardening magazines [about the last 15 yrs] for sale - \$15 for the lot. Call or fax Randi Rigg at (860) 668-4418, or email to randi\_rigg@hotmail.com.

\* \* \* \* \*

For Sale: Garden shredder/grinder, W-W Grinder brand, 8hp. \$325. Gardenway two-wheel garden cart, large. \$100. Call Charlotte Robe (860) 446-0367 or email to rqr@concentric.net.

\* \* \* \* \*

We’re moving next year after 38 years and would like good homes for my greenhouse plants. Potted rosemary - big plants ... bay leaf - huge ... gardenia - about 3 ft. ... umbrella plants ... begonias ... bromeliads ... ponderosa lemons - different sizes ... and cactus. No good offer refused! Call Joan Lehn at (203) 938-2489.



by Marilyn Shirley

The Task Force Committee appointed to study the issue of regional organization met on August 8, 2000 at the Haddam Extension office. It is the consensus of this committee that the most productive approach to encouraging regional involvement by Master Gardeners is through close collaboration with the Extension Coordinators in the eight county offices of the four districts, and the Home and Garden Center at UConn, Storrs. As the district offices are the recipients of calls from their respective communities for help with various projects, they maintain lists of available opportunities for Master Gardener volunteers. It thus seems most efficient to coordinate all such projects through these offices. Master Gardeners who want to become involved may then contact their district office for possibilities, or make suggestions to the Coordinator for projects they may wish to propose, thus keeping the coordinators informed and "in the loop", and having the Extension offices serve a "central clearinghouse" function.

Each of the Extension offices have their own unique characteristics, so each regional program will develop somewhat individually. They all, however, share similar staffing patterns, in that they have part time Coordinators who are already over-extended with duties and who would welcome the help of Master Gardener volunteers in various capacities. Therefore, with the goal of encouraging those of you who may feel a little out of touch with the CMGA, or feel the need for a bit of a refresher course to ease you back into more active involvement, we would like to offer Open House meetings in each of the Extension offices in the coming months. The first of these meetings will be in the Norwich Cooperative Extension Center, 562 New London Turnpike, Norwich, on Thursday, October 5, 2000, at 7:00 p.m. Coordinator Julia Griswold will discuss the projects she is involved with at Camp Harkness, and will welcome discussion of various volunteer opportunities/projects. We have also invited Dr. Nancy Bull, Director of the UConn Cooperative Extension System; Department Head Roger Adams; Roy Jeffrey, Extension Educator; and our own Cyndi Wyskiewicz, of the Home and Garden Center, and CMGA liaison. They will talk about their work and update you on changes that might have come about since you completed your Master Gardener training.

We hope that this will be a welcomed opportunity for those of you wanting to "come back into the fold" of Master Gardener outreach activities, and also a chance for those who have been involved in community projects to come and share what you have done. Please bring pictures, posters, or any type of display that shows off your efforts. This promises to be a fun evening of give and take; a chance to learn from each other and have a good time in the process, so circle October 5th on your calendar and call Julia Griswold at (860) 887-1608 to register. She is in the office on Tuesdays and Thursdays, and will be happy to give you further information and encourage your participation. Ya'll come!



## REGIONAL CONFERENCE

The 2000 Northeast Regional M.G. Conference will be held in Wheeling, West Virginia on Oct. 10-12th, 2000, with events and activities planned from Oct. 7-14th.

There was not enough response to schedule a bus to this event. You are encouraged, however, if interested, to arrange your own transportation, as it sounds like a great symposium!

Questions on registration should call WVU Extension Conference Center at 1-800-287-8206, or email emams@wvu.edu or fax (304) 269-3409.

Registration problems or conference questions - call Leanne Moorman, Conference Coordinator at 1-877-564-3805 or email Lmoorman@wvu.edu or fax (304) 564-5047.

### **NOTICE!**

As of this printing, the CMGA President and Vice President positions will be available for the upcoming year. These positions are detailed in the by-laws in the back of the new directory. Anyone interested in filling one of these positions may contact Larry Van Der Jagt for more information.



## KEY

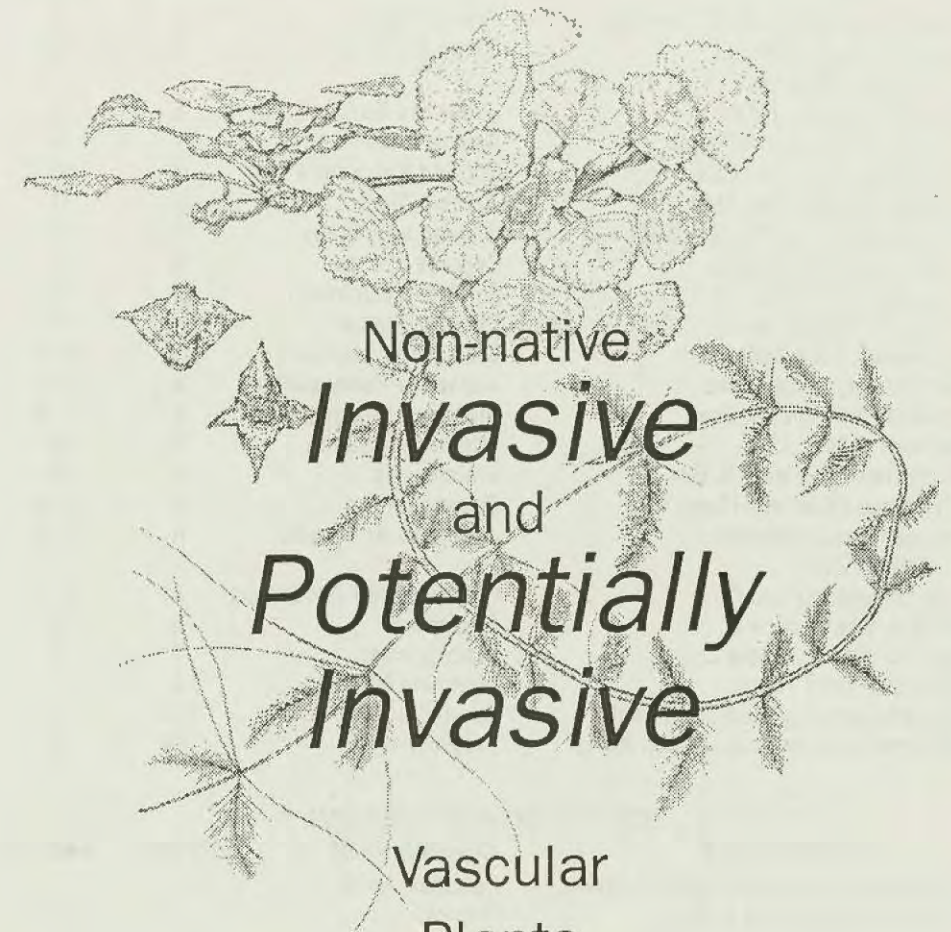
### LIFEFORMS

- T = tree
- S = shrub
- V = vine
- H = herbaceous plant
- G = grass
- A = aquatic

### HABITATS

- U = uplands (all upland habitats including closed-canopy forests, second-growth woods, fields, grasslands, ridge tops, sand barrens, pitch pine scrublands etc.)
- O = open areas (fields, grasslands, sand barrens, dry meadows etc.)
- W = wetlands (swamps, marshes, wet meadows, fens, bogs, flood plains, flood plain forests, pond and stream shores)
- L = lakes (ponds, in impounded water)
- R = rivers (streams, in running water)
- C = coast (sand dunes, rocky headlands, upper edges of salt water tidal marshes)

This List and the Criteria for listing were developed by the George Safford Torrey Herbarium, University of Connecticut, in conjunction with the State Geological and Natural History Survey of Connecticut and the Connecticut Invasive Plant Working Group. For a copy of the Criteria, please visit the Invasive Plant Working Group web page at <http://www.eeb.uconn.edu/invasives>



# Non-native *Invasive* and *Potentially* *Invasive*

## Vascular Plants in Connecticut



JANUARY 2000

**WIDESPREAD AND INVASIVE**

SCIENTIFIC NAME	COMMON NAME	LIFEFORM	HABITAT
<i>Ailanthus altissima</i> (Mill.) Swingle	Tree-of-heaven	T	U
<i>Alliaria petiolata</i> (Bieb.) Cavara & Grande	Garlic Mustard	H	U
<i>Berberis thunbergii</i> DC.	Japanese Barberry	S	U
<i>Celastrus orbiculatus</i> Thunb.	Asiatic Bittersweet	V	U
<i>Centaurea maculosa</i> Lam.	Spotted Knapweed	H	O
<i>Elaeagnus umbellata</i> Thunb.	Autumn Olive	S	O
<i>Euonymus alatus</i> (Thunb.) Sieb.	Winged Euonymus	S	U
<i>Euphorbia cyparissias</i> L.	Cypress Spurge	H	O
<i>Frangula alnus</i> Mill.	European Buckthorn	S	U
<i>Hesperis matronalis</i> L.	Dame's Rocket	H	U
<i>Lonicera X bella</i> Zabel	Bella Honeysuckle	S	U, W
<i>Lonicera japonica</i> Thunb.	Japanese Honeysuckle	V	U, W
<i>Lonicera morrowii</i> A. Gray	Morrow's Honeysuckle	S	U, W
<i>Lythrum salicaria</i> L.	Purple Loosestrife	H	W
<i>Nasturtium officinale</i> R. Br.	Watercress	H	W
<i>Phragmites australis</i> (Cav.) Trin.	Common Reed	G	U, W
<i>Polygonum cuspidatum</i> Sieb. & Zucc.	Japanese Knotweed	H	U, W
<i>Potamogeton crispus</i> L.	Crispy-leaved Pondweed	A	R, L
<i>Rhamnus cathartica</i> L.	Buckthorn	S	U
<i>Robinia pseudoacacia</i> L.	Black Locust	T	U
<i>Rosa multiflora</i> Thunb.	Multiflora Rose	S	U
<i>Vincetoxicum nigrum</i> (L.) Moench	Black Swallow-wort	H,V	U
<i>Vincetoxicum rossicum</i> (Kleo.) Barb.	Swallow-wort	H,V	U

**RESTRICTED AND INVASIVE**

SCIENTIFIC NAME	COMMON NAME	LIFEFORM	HABITAT
<i>Ampelopsis brevipedunculata</i> (Maxim.)	Porcelain berry	V	U
<i>Cabomba caroliniana</i> A. Gray	Fanwort	A	L, R
<i>Cardamine impatiens</i> L.		H	U
<i>Egeria densa</i> Planchon	Brazilian Water-weed	A	L, R
<i>Froelichia gracilis</i> (Hook.) Moq.	Cottonweed	H	O
<i>Humulus japonicus</i> Sieb. & Zucc.	Japanese Hops	H,V	W, U
<i>Hydrilla verticillata</i> (L. f.) Royle	Hydrilla	A	L, R
<i>Iris pseudacorus</i> L.	Yellow Iris	H	W
<i>Lepidium latifolium</i> L.	Tail Pepperwort	H	C, O
<i>Lysimachia vulgaris</i> L.	Garden Loosestrife	H	W
<i>Microstegium vimineum</i> (Trin.) A. Camus	Japanese Stilt Grass	G	U
<i>Myriophyllum heterophyllum</i> Michx.	Variable Water-milfoil	A	L, R
<i>Myriophyllum spicatum</i> L.	European Water-milfoil	A	L, R
<i>Rubus phoenicolasias</i> Maxim.	Wineberry	S	U
<i>Trapa natans</i> L.	Water Chestnut	A	L, R
<i>Tussalago farfara</i> L.	Coltsfoot	H	U, W

**POTENTIALLY INVASIVE**

SCIENTIFIC NAME	COMMON NAME	LIFEFORM	HABITAT
<i>Acer ginnala</i> L.	Amur Maple	T	U
<i>Acer platanoides</i> L.	Norway Maple	T	U
<i>Acer pseudoplatanus</i> L.	Sycamore Maple	T	U
<i>Aegopodium podagraria</i> L.	Goutweed	H	W
<i>Aira caryophyllea</i> L.	Silver Hairgrass	G	O
<i>Allium vineale</i> L.	Wild Garlic	H	U
<i>Amorpha fruticosa</i> L.	False Indigo	S	W
<i>Arthraxon hispidus</i> (Thunb.) Makino		G	O, W
<i>Berberis vulgaris</i> L.	Barberry	S	U
<i>Bromus tectorum</i> L.	Drooping Brome-grass	G	O
<i>Butomus umbellatus</i> L.	Flowering-rush	H	W
<i>Callitriche stagnalis</i> Scop.		A	R, W
<i>Cirsium arvense</i> (L.) Scop.	Canada Thistle	H	O
<i>Datura stramonium</i> L.	Jimson-weed	H	C
<i>Elaeagnus angustifolia</i> L.	Russian Olive	S	U
<i>Elsholtzia ciliata</i> (Thunb.) Hylander	Elsholtzia	H	U
<i>Euphorbia esula</i> L.	Leafy Spurge	H	O
<i>Geranium nepalense</i> Sweet	Nepalese Crane's-bill	H	U
<i>Glechoma hederacea</i> L.	Gill-over-the-ground	H	W
<i>Kochia scoparia</i> (L.) Schrader	Summer Cypress	H	C
<i>Ligustrum obtusifolium</i> Sieb. & Zucc.	Border Privet	S	U
<i>Ligustrum ovalifolium</i> Hassk.	California Privet	S	U
<i>Ligustrum vulgare</i> L.	European Privet	S	U
<i>Lonicera maackii</i> (Rupr.) Maxim.	Amur Honeysuckle	S	U
<i>Lonicera tatarica</i> L.	Tatarian Honeysuckle	S	U
<i>Lonicera xylosteum</i> L.	European Fly-honeysuckle	S	U
<i>Lychnis flos-cuculi</i> L.	Ragged Robin	H	O
<i>Lysimachia nummularia</i> L.	Moneywort	H	W
<i>Marsilea quadrifolia</i> L.	Water Shamrock	H	L
<i>Miscanthus sinensis</i> Anderss.	Eulalia	G	O
<i>Myosotis scorpioides</i> L.	Forget-me-not	H	W
<i>Myriophyllum aquaticum</i> (Vell.) Verdc.	Parrotfeather	A	L
<i>Nelumbo lutea</i> (Willd.) Pers.	American Water Lotus	A	L
<i>Najas minor</i> Allioni	Eutrophic Water-nymph	A	L
<i>Ornithogalum umbellatum</i> L.	Star of Bethlehem	H	U
<i>Paulownia tomentosa</i> (Thunb.) Steudel	Empress-tree	T	U, C
<i>Phalaris arundinacea</i> L.	Reed Canary-grass	G	W
<i>Poa compressa</i> L.	Canada Blue-grass	G	U
<i>Polygonum cespitosum</i> Blume		H	U
<i>Polygonum perfoliatum</i> L.	Mile-a-minute Vine	V, H	U
<i>Populus alba</i> L.	White Poplar	T	U
<i>Pueraria lobata</i> (Willd.) Owhi	Kudzu-vine	V	U
<i>Ranunculus ficaria</i> L.	Lesser Celandine	H	U, W
<i>Rosa rugosa</i> Thunb.	Japanese Rose	S	C
<i>Rumex acetosella</i> L.	Sheep Sorrel	H	U
<i>Silphium perfoliatum</i> L.	Cup-plant	H	U
<i>Solanum dulcamara</i> L.	Climbing Nightshade	H, V	U, W
<i>Valeriana officinalis</i> L.	Garden-heliotrope	H	U
<i>Veronica beccabunga</i> L.	Brooklime	H	W

This list has been developed using criteria created for this purpose. Species on the list are either potentially invasive or invasive. Invasive species are either widespread or have a restricted range in Connecticut. These two terms are geographic descriptors and do not imply degree of invasiveness. The list is intended to be an educational tool. This list is not static and will be reevaluated in December 2000. A species as listed here includes all subspecies, varieties, forms and cultivars. Life forms

## September Bloomers

If you're looking around your gardens and realizing that the only flowers in bloom are mums, the following is a list of perennial and biennial plants that make claim to blooming into September (the flower color is noted and height is approximate) ...

*Achillea ptarmica* - Sneezewort - white - 2 1/2 ft.  
*Achillea taygetea* - yellow - 1 3/4 ft.  
*Aconitum carmichaelii (fisheri)* - Monkshood - purple - 3 1/2 ft. - shade  
*Aconitum napellus* - Helmet Flower - blue, purple - 3 1/2 ft. - shade  
*Anemone x hybrida (japonica)* - Japanese Anemone - pink, white - 4 1/2 ft. - shade  
*Artemisia lactiflora* - White Mugwort - white - 5 ft.  
*Aster amellus* - Italian Aster - blue, purple - 2 ft.  
*Aster x frikartii* - blue - 2 1/4 ft.  
*Aster novae-angliae* - New England Aster - purple, pink, white - 6 ft.  
*Aster novi-belgii* - New York Aster - varied - 1-5 ft.  
*Boltonia asteriodes* - Boltonia - lavender - 4 ft.  
*Callirhoe involucrata* - Poppy Mallow - red-purple - 3/4 ft.  
*Campanula carpatica* - Carpathian Harebell - blue, purple, white - 1 ft.  
*Campanula rotundifolia* - Harebell - blue, white - 1 ft.  
*Centaurea montana* - Mountain Bluet - blue, white - 2 1/2 ft.  
*Cerastigma plumbaginoides* - Plumbago, Blue Leadwort - blue - 1 ft.  
*Clematis heracleifolia* - blue - 4 ft.  
*Coreopsis lanceolata* - Coreopsis - yellow - 2 1/2 ft.  
*Echinacea purpurea (Rudbeckia)* - Purple Cone-flower - purple - 4 ft.  
*Echinops exaltatus* - Globe Thistle - blue - 4 ft.  
*Eryngium amethystinum* - Eryngo - blue, purple - 3 ft.  
*Erysimum allionii (Bi)* - Siberian Wallflower - yellow - 2 ft.  
*Eupatorium coelestinum* - Mist Flower - purple - 3 ft.  
*Gaillardia x grandiflora* - Gaillardia - yellow, red - 3 ft.  
*Gaura lindheimeri* - Gaura - white - 4 ft.  
*Helenium autumnale* - Sneezeweed - yellow, red - 3 ft.  
*Helianthus x multiflorus* - Thin-leaf Sunflower - yellow - 6 ft.  
*Heliopsis helianthoides* spp. *scabra* - Heliopsis - yellow - 3 1/2 ft.  
*Heuchera sanguinea* - Coralbells - red, pink, white - 1 1/2 ft.  
*Hibiscus moscheutos* - Rose Mallow - white, red, purple - 5 1/2 ft.  
*Hosta lancifolia* - Narrow-leaved Plantain Lily - lavender - 2 ft. - shade  
*Hosta plantaginea* - Fragrant Plantain Lily - blue - 2 1/2 ft. - shade  
*Kniphofia* spp. - Torch Lily, Tritoma - red, yellow - 3 ft.  
*Lespedeza thunbergii* - Bush Clover - purple - 3 ft.  
*Liatris* spp. - Gay-feather, Blazing-star - lavender, purple, white - 3 ft.  
*Limonium latifolium* - Sea Lavender - lavender, white - 2 1/2 ft.  
*Lobelia cardinalis* - Cardinal Flower - red - 4 ft.  
*Lobelia siphilitica* - Blue Cardinal Flower - blue - 2 1/2 ft.  
*Nepeta x faassenii* - Catmint - blue - 2 ft.  
*Oenothera missouriensis* - Giant Sundrop - yellow - 1 ft.  
*Phlox paniculata* - Phlox - varied - 3 ft.

*Physostegia virginiana* - False Dragonhead - white, lavender, purple - 3 1/2 ft.

*Platycodon grandiflorus* - Balloon Flower - purple, blue, white - 3 1/2 ft.

*Rudbeckia fulgida* var. *sullivantii* - yellow - 3 ft.


*Rudbeckia laciniata* 'Hortensia' - Golden Glow - yellow - 6 ft.

*Sedum spectabile* - Showy Stonecrop - purple, red - 1 3/4 ft.

*Tradescantia virginiana* - Spiderwort - blue, purple, white - 3 ft.

*Viola cornuta* - Tufted Pansy - varied - 3/4 ft.

This information was found on file at the Home & Garden Center. Original source unknown.



## Tar Spot on Maples

**Q.** Almost every summer the leaves on my maple trees have black spots on them that look like tar. What is it and what should I do about it?

**A.** Tar spot on maple is not actually "tar" on maple, but rather a fungal disease. Tar spots on maples are caused by fungi in the genus *Rhytisma*. The most common species are *Rhytisma acerinum* and *R. punctatum*.

Symptoms first appear in late spring or early summer as infected leaves develop light green or yellow-green spots. During mid to late summer, black tar-like raised structures are formed on the upper surface of leaves within the yellow spots. *R. acerinum* causes spots that are 0.5 to 2 cm in diameter; *R. punctatum* causes spots that are smaller (about 1 mm in diameter). Spots caused by *R. punctatum* are sometimes called speckled tar spots.

Tar spot diseases seldom are detrimental to the overall health of infected trees. Tar spots may cause premature defoliation, but are not known to kill trees. Tar spot diseases are best managed by raking and destroying fallen leaves because the fungi overwinter on leaves.

The preceding information was obtained through the Purdue University website  
[http://www.ppd1.purdue.edu/PPDL/expert/Tar\\_Spot\\_on\\_Maple.html](http://www.ppd1.purdue.edu/PPDL/expert/Tar_Spot_on_Maple.html)

## SE DISTRICT NEWS

The Master Gardeners will complete their 10th year of garden programs this fall at the East Lyme Public Library. Giving three spring and three fall programs, they will have presented a total of sixty programs by the end of this year. For those hesitant about doing a program alone, we have used panels of two or more members.

Seating capacity is 50, which requires registration by calling (860) 739-6926. Programs run from 7:00-8:30 p. m. and are usually held on Wednesdays. If you would like more information or would be interested in presenting a program, call Bob McNeil at (860) 739-5134. At present we expect to continue next year.

Ucoming garden programs at the East Lyme Public Library (call (860) 739-6926 for further information):

**Wed., Sept. 20 - 7:00 pm** - Bonsai - M.G. Carol Ebreo will present a slide program with Platt Arnold on the basics of Bonsai, the miniaturization of a tree in a pot. Several styles will be exhibited.

**Wed., Oct. 18 - 7:00 pm** - Water Gardens - M.G. Ellen Bothamly, owner of Bothamly Botanicals will present a slide program and lecture on designing, installing and maintaining a water garden.

**Wed., Nov. 15 - 7:00 pm** - Perennial Flower Garden - M.G.'s Charlotte Hurlbutt and Nancy Patenaude will present a slide program on planting and growing a perennial garden.

## NW DISTRICT NEWS

What's happening in your area? Let us know!

## ADVANCED M.G. PROGRAM UPDATE

The new brochure should be out soon for fall registration. Look for more classes at the Bartlett and in Storrs. Thanks to everyone who has participated so far, and also for all your comments and suggestions. We will continue to improve the program and offer as many classes as possible. Thanks!

Cyndi Wyskiewicz, Education Coordinator  
UConn's Home & Garden Education Center, Storrs.

## SW DISTRICT NEWS

**Fairfield County** - As reported in the July/August issue of The Laurel, the Bartlett Arboretum is having a Fall Plant Sale on Sat., Sept. 23rd. The emphasis of the sale will be on creating landscapes that are more resistant to deer browsing, through selection of deer-resistant plantings, and consideration of alternative methods of deer control, such as the use of deer repellants and fencing. A wide range of woodies, grasses, ferns and perennials will be offered for sale. There will also be a selection of plants which, by special arrangement with Sunny Border Nurseries, are being released to the Bartlett for the Fall Plant Sale but which will not otherwise be available to the public until 2001.

The proceeds from this sale go towards the Bartlett Arboretum Assoc., so come and give us your support! The Arboretum is situated at 151 Brookdale Rd. in Stamford (Exit 35 off the Merritt Pkwy.)

There are still opportunities for Master Gardener volunteers to help set up the sale and to be out in the field on the day of the sale. A training session prior to the sale is also offered. This event and the training session count for outreach hours. Contact the Arboretum at (203) 322-6971.

## NE DISTRICT NEWS

M.G. Stefan Szafarek (Class of '99-Storrs) is co-chairman of this year's American Cancer Society Relay For Life, and has asked M.G. Coordinator, Carole Williamson to be the team captain of a "Master Gardener Team" in the Windham area.

This event is a 24-hour walking or running relay event, to be held at the Windham High School track on Saturday and Sunday, Oct. 14 & 15. The event goal is to raise \$100,000 to help fight cancer in the Windham area.

The M.G. team's goal is for each participant to raise a minimum of \$125.00 each (in addition to a registration fee of \$10.00, which is needed when you sign up). You don't have to walk the entire 24 hours - pick when and how long you would like to walk, or run, for you strong of heart! Your reward? Better health for yourself and those you love.

Anyone interested in participating or contributing in this wonderful cause please call Carole at (860) 228-2166.



## OUTREACH

If there isn't a telephone number listed by the project, contact the local Cooperative Extension M.G. Coordinator for that area (see page 2).

### SW District:

**New Canaan Nature Center** - Call Gail Egol (203) 966-9577.

**Bartlett Arboretum** -call Hillary Forsyth (203) 353-9847.

**So. Stamford Community Garden** - call Chris Hadin (203) 323-1978.

### NE District

Interested in resurrecting the old Nature Trail that exists on the Vernon property where the Tolland County Cooperative Extension Office is located? Help is needed in all aspects ... trailwork, field trip curriculum and promotion/marketing. Call Barry Tuttle at (860) 487-1638.

Immaculata Retreat House - Willimantic. Restorative, design & implementing new gardens. Flexible schedule. Donation of plants greatly appreciated. Contact Marie Kuchy at 860-537-5556 or email kuchiman@snet.net

### SE District

#### Community Gardening

**Town of Groton — Town of Waterford**  
**Gardening with Disabled** **Camp**  
**Harkness, Waterford — Byran House, Haddam**  
**DMR Group Homes - Alliance for Living, New London**

#### Correctional Facilities

**York C.I., East Lyme**

**Montville Expansion Minimum Security Facility**

#### Historic Gardens

**Florence Griswold, Old Lyme**

**Hart House, Old Saybrook**

**Shaw Mansion, New London**

### NW District

**Jubilee House, Hartford South End** - teaching urban gardening.

**Hungerford Nature Center, Kensington** - creating new gardens & working with children. Call Bob Levitt at (860) 827-9064

**Plymouth Historical Society** - historic gardens

**Prime Time House, Torrington** - working with disabled clients.

**Community Gardens, Torrington**

**Haer 4-H Farm, Bloomfield** - multiple projects - contact Beth Salsedo at (860) 570-9066.

**Please! Tell us of outreach opportunities in your area!**

C.M.G.A.

The Laurel

13



## HELP!

Hi! This is Nancy Devine, MG, Class of '97. I'm also a Secretary at Southbury Training School, Dept. of Mental Retardation, in Southbury. Our Volunteer Services Department needs HELP with several gardening projects on the STS grounds. Some projects involve clients and some do not. I've been asked to become involved in a couple of gardening projects and can sure use some friends to work with me. One project is planning a hummingbird garden and the other is a wildflower garden. I NEED SOME HELPERS! We also have a landscaper who drew out plans for a beautiful garden area with a pond. We need someone who is able to look at the blueprint and determine the amount of materials needed, i.e. number of yards of crushed stone, woodchips, etc. PLEASE get word out that we need help ASAP. Anyone interested please email me or call me at my office at STS. I have voice mail. The number is 203-586-2607, and my email address is CudaLady71@aol.com. THANK YOU!

### "Gonna Be a Tough Winter"

"Few things concern the gardener more than the first warning signs of winter, and few events are greater cause for chagrin than the onset of an unexpected frost. But those who believe in keeping a close eye on nature will find portents aplenty for predicting just how harsh the upcoming winter will be. The following are all considered traditional signs of a severe winter ahead:

Bears ..... Are seen berrying  
Chipmunks ..... Are abundant  
Geese ..... Fly south at a high altitude  
Lakes and rivers ..... Freeze later than usual  
Onions ..... Grow thicker skins than usual  
Squirrels ..... Are scarce  
Woodpeckers ..... Appear early

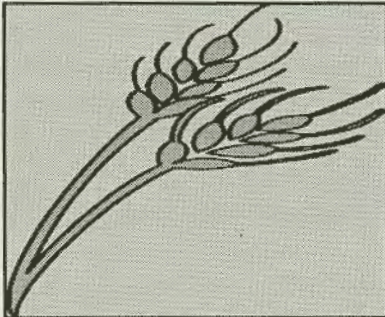
When it comes to long-range weather forecasting, sometimes nature can be more accurate than the local meteorologist. So the next time a friend tells you to be sure to protect your garden against an especially harsh winter ahead, ask him if he's checked his onions lately."

~Quoted from *The Old Farmer's Almanac Book of Garden Wisdom*, by Cynthia Van Hazinga & the Editors of the Old Farmer's Almanac, published by Random House/Yankee Publishing.

## ORNAMENTAL GRASSES

by Lisa Napolitano, Certified Nurseryman

Ornamental grasses are a dramatic addition to any landscape. They are low maintenance and virtually pest free plants that are suitable to a wide range of growing conditions. There is a wide range of colors, shapes and sizes to enhance any garden. Also, many of the grass inflorescences can be harvested for dried arrangements and the leaves used as a winter mulch in the perennial garden.



**"Grasses ... not only beautiful, but also a haven for wildlife."**

In selecting ornamental grasses, remember to match the growing needs and characteristics of a grass with the site. Some grasses are clump forming and others will border on invasive. Some are large and some are petite. Some like wet conditions, others are happy in dry gravel. Most of the grasses currently available need full sun conditions in order to grow upright and vigorously.

Smaller grasses like Blue Fescue, Japanese Blood, Quaking and Black Mondo Grasses add color and dimension to rock gardens and other closely viewed areas where they will not get lost. Large grasses can provide a screen through the summer months and provide haunting accents in the winter. Combining grasses with boulders and meadow flowers (daisy, joe-pye weed, black-eyed Susan, goldenrod ...) against a backdrop of evergreens is not only beautiful, but also a haven for wildlife.

The planting of grasses is typical to most plants. Use organic matter and water in well. Surround the plant with a ring of soil to fill with water for irrigation. Mulching will conserve moisture, keep down weeds and enrich the soil. Grasses can be cut back in winter or early spring, though allowing grasses to pass through winter with some stubble provides it's own winter protection. An easy method of cutting back grasses is to tie the clump together, then cut back using a "weed wacker" (with a

blade) or hedge shears. In the spring, a pitch fork will lift any leaves trapped in the stubble with ease. The stubble can then be burnt to the ground. **CAUTION:** Keep a garden hose handy and burn only when conditions are favorable - not droughty!! Burning will enrich the soil and feed the grass while eliminatng stubble and weeds.

A good time to split grasses is in the spring. Use a SHARP shovel or ax to divide clumps. It is actually easier to divide large clumps while still in the ground. Cut into sections, discarding the center. Then lift and replant vigorous outer sections. Grasses that are not clump forming can easily be multiplied by removing outside shoots and transplanting to new areas. Spreading types can be planted in bottomless containers set in the ground to contain rampant growth.

Almost any landscape will benefit from the addition of ornamental grasses. Plant some of these dramatic plants in your landscape and enjoy a new element in gardening.

### SOME GRASSES FOR

#### Color:

- Carex sp. - Sedge
- Festuca glauca - Blue Fescue
- Imperata cylindrica 'Red Baron' --Blood grass
- Elymus arenarius - Blue Lyme Grass (spreading)
- Hakonechloa macra 'Aureola'
- Helictotrichon sempervirens - Blue Oat Grass
- Miscanthus s. 'Variegatus', 'Zebrinus', 'Strictus', 'Morning Lights'
- Molina caerulea 'Variegata' - Variegated Moor Grass
- Ophiopogon planiscapus 'Ebony Knight' --Black Mondo Grass (spreading)
- Phalaris arundinacea - Ribbon Grass (spreading)
- Spartina pectinata aureo-marginata - Prairie Cord Grass (spreading)

#### Flowers:

- Arundo donax - Giant Reed
- Briza media - Quaking Grass
- Calamagrostis sp. - Feather Reed Grass
- Miscanthus s. - Silver, Zebra, Porcupine, Maiden, Red-Leaved (spreading), ...
- Molina caerulea 'Sky Racer' - Tall Moor Grass
- Pennisetum alopecuroides - Fountain Grass

#### Dry Conditions:

- Elymus arenarius - Blue Lyme Grass (spreading)
- Festuca glauca - Blue Fescue

(Continued on page 15)

## A Letter of Thanks

Dear Mr. Van Der Jagt and Members of the Connecticut Master Gardener Association:

I wish to thank the Connecticut Master Gardener Association members for making it possible for my selection as a recipient of the 2000-2001 Connecticut Master Gardeners Association Scholarship. It is such a generous award, and is very much needed and welcomed. This award is a special thrill to me as I am a Master Gardener (1984 class) and a current member of CMGA. It was partly because of my participation in the program that I began to consider the possibility of an old desire to earn a degree in horticulture.

In 1996 I was able to put the dream into motion when I was accepted into Radcliffe Hicks School of Agriculture as a major in horticulture. I earned my Associate of Science Degree in Horticulture in May 1998. I immediately applied for entry into the College of Agriculture as a Bachelor of Science degree candidate in horticulture. I was accepted into the fall 1998 class. This past December 1999, I applied for a second major in landscape architecture and was accepted. I expect to graduate with dual majors in horticulture and landscape architecture in May 2002.

Thank you all so very much for making these scholarships available to students at UConn. It means so much to all of us.

Sincerely,

Judith (Jody) D. Foley



## Cobb's Triumph

"It used to be regarded as absurd for any but a young man to set out fruit trees. A curious incident in the life of the venerable Mr. Cobb of Kingston, Massachusetts, aptly illustrates the feeling which prevailed very generally throughout New England. He began to set out an orchard at the age of seventy. The idea seemed so ludicrous as to subject him to the ridicule of the whole neighborhood. He lived to the age of one hundred and seven and died in 1801, having enjoyed for many years the fruits of his labors."

~ a quote from The Old Farmer's Almanac, 1888, taken from the book The Old Farmer's Almanac Book of Garden Wisdom, by Cynthia Van Hazinga & the Editors of The Old Farmer's Almanac, published by Random House/Yankee Publishing.

## SOME GRASSES FOR SPECIFIC CONDITIONS (CONT.)

*(Continued from page 14)*

### Dry Conditions (cont.):

Helictotrichon sempervirens - Blue Oat Grass  
Micanthus s. 'Gracillimus' --Maiden Grass  
Panicum virgatum - Switch Grass  
Phalaris arundinacea - Ribbon Grass (spreading)

### Wet Conditions:

Acorus - Sweet Flag (not a true grass)  
Arundo donax - Giant Reed  
Briza media - Quaking Grass  
Carex sp. - Sedge  
Glyceria maxima - Manna Grass (spreading)  
Molina caerulea - Moor Grass  
Phalaris arundinacea - Ribbon Grass (spreading)  
Spartina pectinata aureo-marginata - Prairie Cord Grass (spreading)

### Shade Conditions:

Carex sp. - Sedge  
Hakonechloa macra 'Aureola'  
Panicum virgatum - Switch Grass

## The Laurel


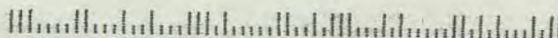
CT Master Gardeners' Assoc.  
c/o Kate Cheromcha  
9 Northwood Road  
Quaker Hill, CT 06375

**Next Newsletter Deadline:**  
Tuesday, October 10, 2000

Robert Sherman  
15 Fire Tower Road  
Killingworth, CT 06419



06419 1209 06



C.M.G.A. The Laurel 16

## CMGA ANNUAL MEMBERS MEETING

**WHEN:** Sat., November 11, 2000 - 11:00 a.m.

**WHERE:** Bartlett Arboretum -  
Education Building, Stamford, CT  
(203) 322-6971

**DIRECTIONS:** From the Merritt Parkway (Rte. 15), take Exit 35 and follow High Ridge Road (Rte. 137) and proceed north on High Ridge Road for 1.5 miles (bear right at first light - still on High Ridge Road). Turn left onto Brookdale Road (second left after light) and follow signs to Arboretum.

**NOTE:** This will be the only announcement regarding the Annual Meeting, as the next issue of The Laurel will not go to print until after this meeting. With many important issues to discuss, your attendance and participation is strongly encouraged. See you there!


### AGENDA

- 11:01 - Set up pot luck luncheon
- 11:30 - Pot luck luncheon
- 12:15 - Call meeting to order
- 12:15 - Minutes - Semi Annual Meeting
- 12:20 - Treasurer's Report
- 12:25 - Election of 2001 Officers
- 12:35 - Old Business
  - Update - District Task Force
- 12:45 - New Business
  - 2001 Budget
  - 2001 Flower Show
  - 2002 Symposium
  - UConn Support
- 1:15 - Adjourn
- 1:15 - 2:00 - Guest Speaker
  - Michael P. Harvey, Director
  - Bartlett Arboretum
  - Subject: Winter Gardening



# The Laurel

Connecticut Master Gardeners' Association



## FROM THE PRESIDENT

The gardening season is rapidly coming to a close. We were blessed with fine weather in October to prepare for the winter. Let's hope spring will bring beautiful weather as we prepare our gardens for the next season.

My message will be short since the minutes of our annual meeting are included in the newsletter. I have only a few requests. I urge all members to immediately complete and mail the 2001 Membership Renewal Form. Don't let it get lost in the holiday rush. Year 2001 will provide many new Master Gardener activities.

Master Gardener teams are being formed to establish county CMGA organizations at each of the county extension centers, plus the

(Continued on page 3)

November/December, 2000

Volume 13, Issue 6

## TOP 3 QUESTIONS OF THE SEASON

By Kate Cheromcha

(Note: This article was originally printed in the October 27, 2000, issue of the New London paper, *The Day*, (pg. B7) under the Garden Corner title of "The Three questions asked most frequently of Master Gardeners this season".)

Volunteer Master Gardeners assisted with a wide variety of garden-related questions and problems again this year. Most of the frequently asked questions were very different from last year, due to the radically different weather and growing conditions. For the summer of 2000, the top three questions, counting from the third to the first were:

### 3.) Why didn't my hydrangea bloom?

When hydrangeas are mentioned, most people are referring to *Hydrangea macrophylla*. This variety has large flower clusters that are either blue in acid soils or pink in alkaline soils. It is also only marginally hardy in Connecticut and will fail to bloom, or produce only sparse clusters of flowers, if the previous winter was unusually cold. Choosing hardier cultivars, such as "Compacta" or "Nikko Blue" and providing winter protection will help these shrubs bloom more reliably.

### 2.) I had very little fruit from my blueberry bushes this year.

Among other requirements, blueberries need acidic soil. The pH should be 4.2 to 5.2 and contain a fair amount of organic matter. If yield has dropped, have the soil tested. Your local Extension Office will have information on both soil testing and successful blueberry cultivation.

### 1.) What are these black spots/grey patches/whitish things on my plant's stems/leaves/flowers?

This was a wonderful summer for gardening, if you were trying to grow fungus. While not all of the approximately 38,000 varieties cause problems for garden

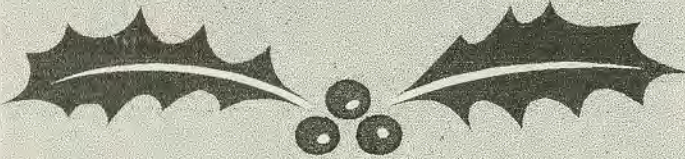
(Continued on page 5)

## Inside This Issue

HIGHLIGHTS OF THE IMPORTED PESTS AND PATHOGENS CONFERENCE	10
CMGA 2001 MEMBERSHIP RENEWAL APPLICATION <b>**IMPORTANT**</b>	CENTER INSERT
OUTREACH OPPORTUNITIES	16

Handwritten initials or mark.

The Laurel is published by the CMGA six times a year; January, March, May, July, September and November.



Please submit any articles, suggestions or inquiries by the 10th of the month prior to The Laurel's release to:

Mary Collins  
13 Basketshop Road  
Hebron, CT 06248  
(860) 228-9436 (ans. machine)  
email: Cooknwme@aol.com  
or

Kate Cheromcha  
9 Northwood Road  
Quaker Hill, CT 06375  
(860) 439-0099  
email: dkak1@home.com

Please include your phone number. Space availability is on a first-received, first-printed basis. Thank you!

### 2000 CMGA OFFICERS

**President:** Larry Van Der Jagt  
(860) 658-7716  
Email: RVJAGT@worldnet.att.net  
**Vice-President:** Marilyn Shirley  
(860) 872-2432  
Email: MBShirl@aol.com  
**Treasurer:** Lucy Goodridge  
(860) 521-9762  
**Secretary:** Susan Hendrick-Wilson  
(203) 378-5804  
**Co-Editors:** Kate Cheromcha & Mary Collins  
**Extension Liaison:** Cyndi Wyskiewicz  
(877) 486-6271 (toll free)

## COOPERATIVE EXTENSION MG COORDINATORS

### North-West District

West Hartford: Katie Melvin - (860) 570-9010  
Torrington: Karen Anderson - (860) 626-6240

### South-West District

Bethel: Sandi Wilson - (203) 207-8440  
No. Haven: Mira Schachne - (203) 407-3161  
Stamford - Bartlett Arboretum: Cheron Barton  
(203) 322-6971

### South-East District

Haddam: John Castagno - (860) 345-4511  
Norwich: Julia Griswold - (860) 887-1608

### North-East District

Brooklyn: Kim Kelly - (860) 774-9600  
Vernon: Mary Collins - (860) 875-3331

Home and Garden Center - UConn Storrs  
1-877-486-6271 (toll-free)

### NOTICE!!!

Please remember, when sending emails to the co-editors, to note the subject as being for the CMGA newsletter. Any emails received from an unfamiliar address without a subject noted will NOT be opened. Thank you for your cooperation!

### CONGRATULATIONS

TO THE CLASS OF 2000, WHO GRADUATED EARLIER THIS MONTH! HERE'S TO A JOB WELL DONE, AND HOPES FOR YOUR CONTINUED INVOLVEMENT WITH THE CMGA AND FUTURE VOLUNTEER PROJECTS!

**QUESTIONNAIRE RESULTS**

*(Continued from page 1)*

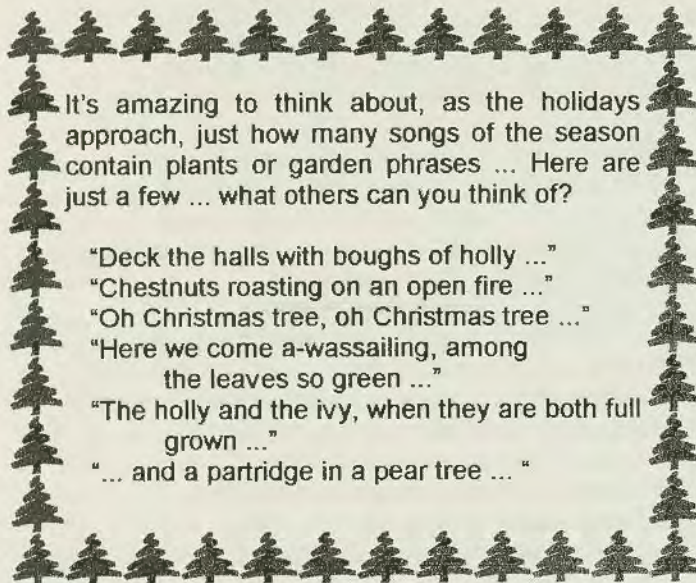
Bartlett and the Home and Garden Center. Open House Parties, similar to the one held in Norwich, are being planned for your local extension center. To help get these activities started, I would like to encourage new graduates and current members to call me at (860) 658-7716 or your local Master Gardener Coordinator to volunteer. Please make this a priority item.

In closing, I would like to extend my best wishes for a healthy, happy holiday season to all.

Happy Gardening,

*Larry Van Der Jagt*

President



It's amazing to think about, as the holidays approach, just how many songs of the season contain plants or garden phrases ... Here are just a few ... what others can you think of?

- "Deck the halls with boughs of holly ..."
- "Chestnuts roasting on an open fire ..."
- "Oh Christmas tree, oh Christmas tree ..."
- "Here we come a-wassailing, among the leaves so green ..."
- "The holly and the ivy, when they are both full grown ..."
- "... and a partridge in a pear tree ..."

**WE'RE GROWING!**

The Master Gardener Program is growing and expanding! For the first time, a new 5th class location will be offered at the Bartlett Arboretum, in Fairfield County!

The application deadline for the Class of 2001 has been extended for the Bartlett location ... applications must be in no later than December 9th. Anyone interested in an application should call the Bartlett at (203) 322-6971. Cheron Barton is the new MG Program Coordinator at the Bartlett ... Welcome Cheron!

So if you know someone in the Fairfield County area who would like to participate in the upcoming Master Gardener Class, spread the word!



**OOPS!**

Our sincere apologies, especially to Marilyn Shirley, who authored the important article on regional organization in the Sept./Oct. issue of The Laurel. Due to technical difficulties with sending the newsletter file via email to the printers, we lost some article titles. We've pin-pointed the problem and have (hopefully) eliminated future incidents from occurring ... Sorry Marilyn! Thank you for your understanding!

## LIMERICK CHALLENGE!

We all learned how to write a limerick when we were in elementary school ... one of the simplest and silliest forms of poetry ...

Well, a challenge is being issued to write a gardening limerick to be submitted to the newsletter ... prizes will be given to the best three limericks to be submitted (judges to be announced), so sharpen your pencils, and your wit and share a little fun whilst the winter winds blow! The only rule is the theme must be somehow related to gardening or plants, with no higher than a "G" rating. Good luck ... and just to help inspire you ... a gardening limerick ...

If you have dirt under your nails,  
In your car carry a spade and a pail,  
A Master Gardener you'd be,  
For as you drive you watch to see  
Nurseries with a 50% off sale!

Send your entries on a postcard, or via email to one of the newsletter co-editors (see page 2).

## Help is Needed!!!

A volunteer (or two) is needed to take over the fundraising, ordering, storing and selling of the CMGA logo sweat-shirts, t-shirts, aprons, bags and hats ... the current stock is getting quite low, and now is an ideal time to consider new stock items ... for example, hooded zip-up sweatshirts, or polo or tank-top style shirts, etc. The bags are always a popular item with the students, as we all know how heavy that textbook material can be!

New stock will need to be ordered in time to have them available at the 2001 Symposium in March. Anyone willing to take on this role within the Association, is urged to contact Larry Van Der Jagt as soon as possible at (860) 658-7716. Thank you!

## ED

A Poem by Anita Rourke, W. Hartford - Class of 2000

Elections are over, but we don't know who won.  
We're submitting a candidate who's second to none.  
He's oh so much smarter, he knows so much more  
Than Nader or Bush or Buchanan or Gore.  
We know the truth, believe it or not,  
We've picked our man - we're for Ed Marrotte.


He knows about weather, and whether or not  
The weather we've had has been cold or been hot,  
And whether a frost hit in August one year,  
And whether a heat wave in May did appear,  
And whether you know it or merely suspect,  
He knows all the dates, and he's always correct.

The scary part is he thinks we should know too.  
Don't ask if it rained in July of '92,  
We don't know the answer. To us it is Greek,  
We can hardly remember the weather last week.

Ed loves plant diseases, don't ever doubt him,  
When samples come in, he knows all about them.  
He knows about slugs and aphids and voles,  
He knows about rabbits, skunks, deer and moles,  
He knows about pythium, psyllid and blight,  
He knows about borers, twig pruners and mites,  
He knows about weevils, and beetles and black rot,  
He knows about necrotia, anthracnose and leaf spot,  
He knows about galls, sooty mold, mosaic virus,  
He knows about chafers, adelgid, botrytis.  
He knows about frog-eye and cedar apple rust,  
Phomopsis, curculio, cane girdler and just  
About anything bad that can happen to plants.  
He knows it all, and not just by chance.

He knows so much more than this poem can connote  
That's part of the reason that Ed gets our vote.  
And he's such a swell guy, we wish him good cheer,  
If Ed was our president, we'd have four great years.

(Editors Note: You definitely get our vote, too, Ed!  
Thank you for being such an important part of our  
Master Gardener experience.)



## TOP 3 QUESTIONS (CONT.)

(Continued from page 1)

plants, they are the most common types of organisms that cause diseases in plants. They can infect roots, stems or leaves, causing plants to develop spots, wilt or even rot.

A fungus is an organism that is a parasite on a host plant. They can be microscopic, such as the ones that live inside plant roots and stems, causing fusarium wilt. Others are much larger, such as those that appear as large mushroom-like growths.

A fungus begins life as a seed-like spore. These are released from a fungus and when they come into contact, either blown by wind or splashed through water, with a suitable host plant, they germinate. There are some exceptions, but most spores germinate when the plant's leaves and stems are damp. The cycle then begins again.

Conditions this summer were perfect for fungal growth. Periods of rain, followed by cloudy days kept things damp and gave the spores ample opportunities to spread and germinate.

A fungal infection, whether it is powdery mildew, black spot, or any of the others, can be difficult to treat, especially if conditions are against you. Fungicides are available at nurseries and garden centers. Be sure that the one you purchase is intended for the specific plant and fungus. Read and follow label directions exactly for both the most effective results and your own safety.

The best treatments are preventative. Adequate spacing will help increase air circulation around plants, allowing leaves to dry quicker. Avoid overhead watering whenever possible. Clean up infected leaves and plant parts and do not use them in compost. Finally, consider using plant varieties that are resistant to the more common fungal infections. By the way, not all fungi are undesirable — even in the garden. Without these specialized organisms, we wouldn't have compost.



### JOURNAL OF EXTENSION

The Evolution in Using High Tech Teaching Tools in Outreach Programs: From Stone Age to High Tech, authored by Ed Marrotte, Program Specialist of Education Outreach and Director of the Home & Garden Education Center, has been published in the October 2000 issue of the Journal of Extension (JOE). The JOE is available on the web at <http://www.joe.org>.

## CALENDAR DISCONTINUED

The Home & Garden Education Center calendar, produced in recent years under the direction of the Home & Garden Education Center Advisory Committee, will not be produced this year. Instead, calendar-related events and items of interest will be incorporated into the increasingly popular Home & Garden Education Center Newsletter, which is published on a bi-monthly basis. The newsletter is available on an annual subscription basis of \$10, and can be ordered by contacting the Home & Garden Education Center at (877) 486-6271 (toll-free).



## THE ROADSIDE FARM STAND

The purpose of this column is for listing any gardening items, tools, information or plants that you may wish to find, sell, buy, barter, trade or just plain get rid of! If you would like to list in this section, please leave your name, number and a detailed message at (860) 228-9436, or contact one of the co-editors (see page 2). Your free "ad" will be run for two (2) consecutive issues, unless notified otherwise.

\* \* \* \* \*

For Sale: Garden shredder/grinder, W-W Grinder brand, 8hp. \$325. Gardenway two-wheel garden cart, large. \$100. Call Charlotte Robe (860) 446-0367 or email to [rqr@concentric.net](mailto:rqr@concentric.net).

\* \* \* \* \*

We're moving next year after 38 years and would like good homes for my greenhouse plants. Potted rosemary bushes - several 3 ft. and 5 ft. tall, and a 4 ft. gardenia. Will have more in the spring. No good offer refused! Call Joan Lehn at (203) 938-2489.

\* \* \* \* \*

Wanted - In Tolland County area - storage space for tag sale donations. Planning for a Master Gardener tag sale to be held in the spring of 2001. Please contact Mary Collins at the Vernon office - (860) 875-3331.



## OPEN HOUSE

By Kate Cheromcha

On October 5th, I attended an Open House for all Master Gardeners at the Norwich Extension Office. This was planned by Julia Griswold, MG Coordinator, as an evening to get together with our fellow Master Gardeners. Those who attended got to hear about new programs at UConn from Roy Jeffrey and Cyndi Wyskiewicz. We saw exhibits that showcased current outreach projects and opportunities, as well as hearing from the gardeners themselves.

As I listened to the presentations, I was struck by the level of commitment and volunteer spirit demonstrated by this group of people. These were wonderful, inspiring projects that were as diverse and fascinating as gardening itself. Susan Munger and Charlotte Robe spoke on Historic Garden Restoration projects; Peg Lehbach, Susan Spang and Stephanie Morton described the Playground Community Garden project; the Norwich Extension Office was the beneficiary of a Community Garden project, as was also St. Mark's Church; Al Romboni, Julia Griswold and Lauren Thibodeau described gardening with a challenged population and Bob McNeil and myself discussed education through programs, newspaper articles and our own newsletter. Ever one of these projects was an opportunity to share our knowledge with the community to its benefit and any one of these presentations could serve as a "how-to" for someone who wanted to tackle a similar outreach project for their own community.

And so, it was also frustrating, in a way to listen to these presentations, knowing that they should be shared with the entire CMGA membership - not just those who were able to attend that night. It was also wonderful to connect with fellow Master Gardeners and to see and hear what they've been doing.

And then it was my turn to speak. Although I had done the newsletter for a year, it was when Mary Collins offered her time and talent that our newsletter developed into the publication that we enjoy today. The Laurel is now a publication that is both for and about the Connecticut Master Gardeners Association - containing information that is unique to our organization. And so, it is the perfect forum for members to share their knowledge and outreach experiences. The Laurel can also be the means by which we stay connected to each other as members of the CMGA. By sharing your (sometimes) hard-won knowledge with your fellow Master Gardeners, every one will benefit from your experience. You may even inspire someone to tackle a similar project for their own community.

So, Mary and I invite - no ... challenge ... the students from the 2000 Master Gardener class to share your experiences with the entire Association. Send in an article, an essay, a couple of paragraphs, a single thought. How to do something; how NOT to do something; your most interesting/challenging question or problem - you get the idea. We want to showcase your work in the January issue. Ideally, we'll be printing your contributions throughout the year, as we believe that they are invaluable tools for education. But it won't happen without you. You didn't wait for someone else to design that garden or plan that program - don't wait for someone else to be the first to share.

## REGIONAL CONFERENCE

Was anyone able to attend the Regional MG Conference held in Wheeling, West Virginia in October? If so, would you please share your experience with the rest of the CMGA membership? A short article about your experience, or some aspect of the conference would be GREATLY APPRECIATED! Please contact one of the co-editors (see page 2), and we'll be happy to help you with the details. Thank you!

## NOTICE!

### MARK YOUR CALENDAR!

The 2001 CMGA Symposium will be held on Saturday, March 17, 2001, at the Manchester Community Technical College. Program and registration forms will be in the January newsletter. Volunteers are needed for a variety of jobs and duties. If you are able and interested in giving a helping hand at this major CMGA event, give Marie Dube a call at (203) 389-6136. Thank you!

## THE BENTON HOMESTEAD

### A Master Gardener Intern Project Experience

by Joan R. Lingard - Class of 2000 - Vernon

Our outreach program proved to be a fascinating and challenging component of my Master Gardener's experience. I chose to work on a period garden, at the Daniel Benton Homestead, in Tolland. It required a cooperative team effort in defining the overall project, then dividing up the many tasks. The curator of the Homestead was a valuable professional who helped to keep our team focused to the period we were working in. This project required colonial garden research and utilizing a historical plant compendium as a guide.

Our team had six people, each with their own garden bed. Choosing the plants for a bed raised the usual questions of historical time period, use, such as medicinal, culinary, household, and design concerns such as height, color, texture of plants and disease resistance. One plant, the Sweet Joe Pye, required a couple of hikes into the woodlands to retrieve good specimens. Our final efforts, required making an American Disabilities Act-compliant walkway around the beds. The outcome is a source of pride for our whole team.

I feel strongly about the value of historical preservation, not only of buildings, but historical gardens. This project strengthened my belief that these efforts contribute to our sense of permanence and continuity, which is a reassuring legacy to our children. I am looking forward to studying and working on more gardens in the future.

(Editor's Note: A job well done by all six participants of this project: Joan Lingard, Eric Vogel, Mary McIntyre, Dave Durfee, Judy Quinn and Lloyd Hinrichs.)

~~~~~  
Just a reminder to the Class of 2000 - Larry Van Der Jagt put a challenge and request out to each and every one of you to consider submitting a paragraph or two about your own personal outreach experience ... the January/February 2001 issue will feature as many articles as possible ... so get yours in early! Thanks!

The New York Botanical Garden Continuing Education Program will be offering the following course at the New Canaan Nature Center:

#### **Establish Your Home Orchard**

Dec. 9th - 10 am-2:30 pm. Instructor: Alan Haigh. \$46 non-members, \$42 members. To register or for further information, call (718) 817-8747, or the Center at (203) 966-9577.

## A BIT OF HISTORY

We begin this column with some of the plants used in the Benton Homestead garden, and hope to continue the column in future issues with additional plants used in the Benton garden, as well as plants and historical information other MGs may provide. This column would also be an excellent location to hi-light and feature historical projects and gardens in and around Connecticut. So if your particular interest is in historical gardens and plantings, please share your knowledge! We hope this column will be of interest not only to historical gardeners, but also to others who may just appreciate learning more about a plant they may have in their own gardens.

\* \* \* \* \*

An extensive assortment of plants were used in the depiction of a typical 18th century kitchen garden at the Benton Homestead in Tolland ... and the following are just a few of those plants.

#### **Lady's Mantle - *Alchemilla vulgaris***


Legend says that this herb will promote quiet sleep for those who place it under their pillows. The flowers last a long time and dry well for winter bouquets, and thus were used in beds and dried arrangements in Colonial times. The plant has astringent and styptic properties and was used to stop bleeding. It is also used internally for lack of appetite, stomach ailments, diarrhea, enteritis, menstrual pain and other gynecological problems.

#### **Lemon Balm - *Melissa officinalis***

This herb was a favorite in early colonial gardens because of its aroma and its ability to attract bees for the production of honey, an essential in the kitchen. Lemon balm was an ingredient of Carmelite water which, when used with honey, supposedly assured longevity in life. It was also referred to as having power to drive away poisons arising from melancholy.

#### **Sweet Joe Pye - *Eupatorium purpurea***

This herb was named after a North American Indian called Joe Pye, who cured a grateful New Englander of typhus. The Indian used this plant to induce sweating, which broke the fever. Its Latin name, *Eupatorium*, is derived from Eupator, a first-century B.C. king of Pontus, famed for his herbal skills. It is a tall aromatic plant that is found in the wild and in formal gardens. Today, all parts of the plant are usable, and it has decorative, household and medicinal uses.



## ANNUAL MEETING MINUTES

Minutes of November 11, 2000 - held at the Bartlett Arboretum, Stamford. - Submitted by Susan Hendrick-Wilson, Secretary

Approximately 24 members were present, including Roy Jeffrey, Assistant to the Associate Director and Water Quality Coordinator; Michael Harvey, Director, Bartlett Arboretum; and Past Presidents, Bob Sherman and Pam Weil.

Minutes of the June 17, 2000 Semi-Annual Members meeting were read and approved. The Treasurer's report showed \$10,000 Certificate of Deposit, \$7,700.00 Savings and \$300.00 Checking - for a total \$18,000.00.

The Nominating Committee presented the following slate for approval to the **2001 Board of Directors:**

|                                                    |                                                        |
|----------------------------------------------------|--------------------------------------------------------|
| President - Wendy Drenga (Class of 1995)           | Membership Chair - John Carlson (Class of 1993)        |
| Vice President - Becky Raiola-Paul (Class of 2000) | Publication/Public Relation Co-Chairs - Kate Cheromcha |
| Secretary - Susan Hendrick-Wilson (Class of 1999)  | (Class of 1997) & Mary Collins (Class of 1999)         |
| Treasurer - Lucy Goodridge (Class of 1995)         | Past President - Larry Van Der Jagt (Class of 1994)    |
| Program Chair - Cyndi Wyskiewicz (Class of 1997)   |                                                        |

The slate was accepted by acclamation; none opposed.

### Old Business:

**Update - District Task Force:** The current CMGA By-laws divide the state into 4 districts composed of 2 counties each. Larry Van Der Jagt presented a plan for individual county organizations plus the Bartlett Arboretum and the Home & Garden Center in Storrs. This new plan will not result in a change of the current By-laws until it has been proven viable. Teams are needed for each of the 10 locations. Each team requires a leader who will have one vote on the Board of Directors; a local-level program chairman; and a scribe to record local activities and report them to the newsletter. The local teams will determine frequency of meetings, activities and other matters.

**Open Houses:** Cyndi Wyskiewicz discussed the Open House concept and reported that Marilyn Shirley successfully hosted one, as did Julia Griswold at the Norwich Extension office, which attracted 30 attendees. The next Open House will be held on the 3rd Saturday of January, 2001, at UConn W. Hartford. Members of the new class should also be invited to attend Open Houses in their local areas. Mary Collins is working toward Open Houses in Tolland. Members suggested that we try to find rent-free venues for our Open Houses.

### New Business:

**2001 Proposed Budget** was presented and approved (see page 11 for budget details).

**Membership Directory:** John Carlson suggested using 8.5"x11" format as a cost-cutting solution to our current pricey Membership Directory. Another suggestion was to publish alternate year directories and/or to publish only supplements to the current directory in the off years.

**2001 Flower show:** The dates are February 22, 23, 24, and 25 at the Hartford Expo Center.

**2002 Symposium:** Some members feel a larger venue, one for more than the 200 attendees that Manchester can support, should be considered. Larry suggested evaluating both our reasons for holding a symposium as well as those for making it larger. Currently, the Symposium funds our scholarship. Larry called for an early December 2000 meeting of the 2001 Symposium Committee.


**UConn Support:** Roy Jeffrey outlined the accomplishments of the recent past and explained that additional sources of funding for both UConn and the Master Gardener Program are being actively sought. They include corporate support, grants, and a UConn account expressly for Master Gardener Program donations. Those wishing to explore these possible funding sources should contact Roy directly.

**International Master Gardener Conference:** It will be held on May 28 through June 1, 2001 in Orlando, Florida.

On behalf of the CMGA, Larry Van Der Jagt was presented with a White Flower Farm gift certificate in gratitude for his superb leadership and efforts on behalf of our organization over the past two years that he has served as President. Larry will continue his Board membership as most recent Past President.

**Post Meeting - Guest Speaker:** Michael Harvey, Director, Bartlett Arboretum, presented a slide talk entitled "Winter Landscapes" with exquisite images, most photographed by him, that graphically portrayed the forms and functions of various landscape elements in winter. Thank you, Michael, for a very elegant and informative program.  
(Note: A "review" of Michael's talk will be in the January, 2001 issue of The Laurel.)





## FALL PLANT SALE AT THE BARTLETT ARBORETUM

By Hilary Forsyth

MGs from the south-west of Connecticut, including many from the Year 2000 Bethel Class, have been putting a tremendous amount of time and energy into the important task of encouraging the public to join us in our favorite pastime of playing with plants. The annual Bartlett Arboretum Fall Plant Sale was the center of all this activity.

Besides getting people to grow more plants, the Bartlett's plant sales raise funds to help keep our State Arboretum running. This sale was also a marvelous opportunity to involve the new MGs, to help them make up those essential outreach hours, and to increase the MG involvement with and education of the public.

Cheron Barton headed up the Plant Sale Committee, assisted by Pat Obermuller, Diana Ringelheim, Sue Deilus and myself. We spent many busy but happy hours working out the focus and logistics of the sale under the watchful eye of Michael Harvey, the Director of the Bartlett. The committee agreed that the focus of the sale should be on plants that withstand deer browsing and on plants that would bring color and interest into the fall garden.

Sue Deilus was our liaison with the Y2K group, and she did a marvelous job of recruiting and organizing the volunteers to help with all the necessary chores that have to be done to prepare for a successful sale day. MGs participated in a Training Session, the Plant Set-Up Day and the Sale Day, many of them attending all three events. The MGs who gave us so much of their valuable time were Penny Austin, Denise Bigelow, Sue Deilus, Byron Graham, Eileen Hoffman, Jill Kotch, Ingrid McCauley, Joanne Mariani, Barbara Mitchell, Diana Ringelheim, Cheryl Romano, Joan Soeth and Ineke Warmerdam.

The Training Session was held a couple of weeks before the sale. This event provided an opportunity to visualize how the sale would be run, as well as to share some information on the plants that would be on offer. In this way, the MGs were better informed and more able to assist the buying public. Michael Harvey addressed the group, and Dr. Jeffrey Ward of The Connecticut Agricultural Experimental Station told us of his research findings on damage caused by deer browsing.

Plant Set-Up Day was the day before the sale. MGs and Bartlett volunteers assembled early that morning

to get the sale plants out onto the great lawn at the Bartlett. Sounds like a simple task, but some 3,000 plants had to be moved from holding areas or unloaded from delivery trucks, then arranged in groupings of perennials, conifers, woodies, grasses and ferns, and all in alphabetical order. In addition, every plant had to be checked to ensure that it was properly priced and labeled. Plant Set-Up was a major undertaking, requiring quite a bit of plant knowledge and just a touch of muscle!

On the day of the sale, the MGs were there again, with undiminished energy and enthusiasm. They willingly took on a variety of tasks at the sale: some did duty at the Master Gardener information table, our front line of interaction with the public; other MGs worked with the plants, giving suggestions and advice, and generally provided a helping hand. All the MGs were, like the plants, labeled and identified, but they were priceless!

The public reacted very favorably to the MGs. People really appreciated the help they were given with selecting and collecting their plants, and were especially pleased to have a friendly face with a name that they could discuss their gardening problems with. The MG nametags elicited many inquiries about the MG course and the plant clinics, and a few people even signed up for next year's course.

Some of the MGs at first approached their role of handing out advice with some trepidation, feeling they did not know enough about plants to be of much help. Many of them very soon surprised themselves at how much they did know and how much information they were able to access using the reference material available and by consulting their fellow MGs. Eavesdropping on the expert advice being given by Michael Harvey was also invaluable. In this way, the sale became a fast-track learning experience for the MG volunteers: nothing gets the brain working like being confronted in public with a problem!

Seriously, though, the plant sale could not have been the success it was without the contribution of the volunteer MGs. Their enthusiasm, energy and unfailing cheerfulness were an inspiration. And they all brought with them their love of plants and gardening – what a tremendous group! Even better, several of the MGs said after the sale that they so enjoyed working on projects at the Bartlett, they were eager to help out again with similar projects. It is fun, isn't it – you gain a little knowledge, get a lot of exercise, and the team spirit is terrific! Thank you all!

## IMPORTED PESTS & PATHOGENS CONFERENCE

Highlights of the conference, October 10-12, 2000, hosted by the CT Agricultural Experiment Station  
By Sandra Wilson, MG Program Coordinator; Bethel.

Scientists from the CT Agricultural Experiment Station, Cornell, Rutgers, and UMass, along with entomologists and other representatives of the USDA Forest Service and the USDA Animal and Plant Health Inspection Service (APHIS), discussed the increasing number of exotic pests and diseases that are becoming established in the United States. These new pests and pathogens are due to a variety of factors, including expansion of trade markets, increased travel, importation of new ornamental plant species, and even research efforts. The conference discussed the history and life cycles of these pests and pathogens and discussed the latest research and management strategies. Below are highlights of the conference:

- Invasive fungi were discussed. Potential pathways of invasion through natural means include wind, water and insects. Also, spores can over-winter in plant debris and soil. Other means of invasion include movement of soil and plant material, wood and wood products, fruit, cut flowers, seeds and plant cuttings.
- Many new powdery mildews have been introduced recently with the new varieties of cascading petunias, New Guinea impatiens and poinsettias. Many of these new resistant varieties are grown in greenhouses next to the nonresistant types, transmitting new pathogens.
- In the past, powdery mildews could only be isolated by the fruiting or sexual states, now scientists can isolate fungi by looking at the conidial state. This helps identify and classify fungi.
- APHIS officers intercept fruit, vegetables, plants and insects at airports and shipping docks. The public needs to be aware of the dangers of smuggling in such items. Many dangerous insects and plant diseases can be introduced, which can have a major impact on our environment.
- The history of Dutch Elm Disease was discussed. The fungus which causes wilting and death of elm trees by clogging the vascular system of trees, is spread by two species of elm bark beetles. Scientists are still not sure where the disease originated. They are still looking in China and in the Himalayas for clues.
- Two species of fungi cause the Dutch Elm Disease, *Ophiostoma ulmi* and *Ophiostoma novo-ulmi*. The latter is more aggressive and is competing with the former and winning out. The two species can inter-breed, although it is rare. In Portugal, they have found viruses that are infecting the fungus. These infected clones are not able to spread the Dutch Elm Disease. Unfortunately, in the U.S., virus infected clones are rare.

- Through research, scientists are realizing the potential for rapid evolution of introduced pathogens. Examples of hybridization of fungi are rare, but can occur. Native fungal species and introduced species which occupy the same host might interbreed. Some other diseases that are hybridizing in forest trees include *Melampsora*, *Heterobasidion* and *Phytophthora*.
- *Phytophthora infestans* which causes late blight in potato and tomato was discussed. Most solanaceous plants can be effected by this pathogen. This disease, which was responsible for the Irish Potato Famine in 1845, spreads rapidly in cool and moist conditions. It attacks both above and below ground and spores can last in the soil for up to ten years. It is considered a fungus but it is more closely related to kelp and brown algae than fungi. There are many strains of this pathogen. Due to repeated use of fungicides, many strains have become metalaxyl resistant. Some grow even better when this fungicide is present. New strains have a broader host range and some are specific to tomato.
- Research is showing that Petunias as well as Nicotiana, might be an alternate host for late blight.
- The history of the fungus which causes Chestnut Blight was discussed. The fungus which is believed to have come from Japan in the late 1800's spreads by insects and birds. Wind also moves the spores. The American Chestnut was virtually wiped out by this pathogen. Cankers kill bark, cambium and sapwood of trees. The sprouts that do come up today usually die when they become infected. The cycle takes about 10 years. A French scientist found that some strains in Italy that contained viruses did not kill trees. In 1972, the U.S. imported some of these strains and used them to treat cankers in forests and orchards in Connecticut. The labor intensive process which requires that the virus be injected into every canker did establish a biological control that works best in an orchard setting.
- Scientists at the CT Agricultural Station have been crossing different species of chestnuts in order to obtain resistant varieties. There is also a breeding program in Virginia to produce blight resistant varieties which should be available to the public within the next ten years.
- Another problem currently affecting American Chestnuts is the Oriental Gall Wasp, *Dyrocasmus kuriphilus*. The insect which lays eggs in leaves and flower buds, suppresses buds, and flowers. Trees lose vigor and often die. This insect is now in North Carolina and Tennessee. Parasites exist that feed on these wasps, but more research needs to be done in order to introduce them.
- Viruses and their properties were discussed. Animal viruses are transmitted through air and wounds. Plant viruses are transmitted by aphids, leafhoppers and other insects. Fungal viruses for the most part remain in the host. Scientists believe that the fungal viruses lack a protein coat which allows the virus to leave the host. Viruses can be detrimental, as in the case of viruses that are affecting honeybees. They can also be beneficial when used for biological control as in controlling the fungus that causes Chestnut Blight.

(Editor's Note: Due to limited space, this article will be continued in the January/February 2001 issue of The Laurel. Our apologies for the inconvenience.)

## WANTED: SPEAKERS & WRITERS

One of the purposes of the CMGA is to provide means by which Master Gardeners may "share their knowledge and expertise and offer help and assistance to the public through gardening and horticulture programs." In Eastern CT there are a variety of opportunities for Master Gardeners to do this. Monthly spring and fall programs have been provided free to the public at the East Lyme Public Library since 1991, at the Mystic and Noank Library since 1993, and to a variety of other organizations. Weekly garden columns have been published in The Day in New London from March to October since 1990.

Through these activities, Master Gardeners have become well known and appreciated. You are invited to join us in sharing your knowledge and interest with others. For those concerned about speaking in public, we frequently use panels of two or three Master Gardeners. Our writers are from all areas of the state, while speakers are usually, but not necessarily, from southeastern CT. Writers out of the circulation area of The Day newspaper are sent a copy of their column.

If enough members are interested, we plan to continue in 2001. Those who participated last year will be contacted automatically in January. For new members and others interested in learning more about these activities, please write to me or call by December 15th.

Robert McNeil  
16 Damon Heights Road  
Niantic, CT 06357  
(860) 739-5134



## PLANT INVADERS

If you are interested why some foreign plants may become invasive, you may want to read pages 421-422 of "Science" magazine, Vol. 290, No. 5491 (20 October 2000).

There is a summary of experiments on imported purple flowered "knapweed". In the northwestern United States, this plant grows very aggressively, whereas, in its native country, Republic of Georgia, it is rare.

The answer may be its roots, which "exude organic chemicals that stopped the Montana plants from absorbing nutrients." The present method of bringing in the "sicking insects from back home on the plants may be even less effective than experts think." (p. 421).

(Note: Submitted by MG Tulay Luciano of Mansfield Center - the word "sicking" means "to attack" —Thanks Tulay!)

## APPROVED 2001 BUDGET

CASH = \$18,000

OPERATING INCOME =

|                |          |
|----------------|----------|
| Dues - Members | \$ 6,000 |
| Associates     | 2,500    |
| Interest       | 650      |
| Fund Raising   | 2,500    |
| Symposium      | 7,000    |
| Total          | \$18,650 |

OPERATING EXPENSES =

|                                                |          |
|------------------------------------------------|----------|
| Symposium                                      | \$ 3,500 |
| Publications<br>(Newsletter, Directory, misc.) | 11,500   |
| Fundraising                                    | 2,000    |
| Supplies                                       | 200      |
| Scholarships                                   | 2,400    |
| Meetings                                       | 300      |
| Misc.<br>(Telephone, Adv. etc.)                | 750      |

OPERATING INCOME - OPERATING EXPENSES =  
(\$2850)

SELECTIVE EXPENSES - CMGA/UCONN SUPPORT  
(Research material and banners for Extension Center  
Offices 10x \$500 = \$5,000.)



## Hi, Ho, COME TO THE FAIR!

by Becky Raiola Paul - Class of 2000 - Vernon

And What fun we had!

I've attended many agricultural fairs over my lifetime. There is much to see and do - the carnival rides, the games, the animals, the fair food. I am always most drawn to the canning exhibits, the fruit, the vegetables, and the flowers. I marvel at the talent of those entries commanding the blue ribbon and Best in Show. I've achieved well over 100 fair ribbons and know how competitive the judging can be from personal experience.

This year was a bit different. I was fortunate enough to be an active participant on the other side of the scene - as a UConn Master Gardener representative assisting the growers, the canners, and the folks with pests and other problems to achieve their personal objectives.

I worked with the Vernon MG Team at the Tolland 4-H Fair August 11th. This is a smaller fair held on the grounds of the Extension in permanent barns and facilities. The children did a marvelous job of presenting their talents in traditional 4-H areas of competition. I most enjoyed watching them compete with their cattle and oxen since our Master Gardener exhibit was smack in the middle of the livestock barn!

Our booth was beautiful. Mary Collins coordinated placement of literature racks holding a full complement of fact sheets, the insect box, our reference books and a colorful backdrop of UConn services. We held a plant raffle of a very healthy houseplant - folks were asked to "name that plant". The candy dish was perfect for the children (and the adults!) stopping by our booth. (Editor's note ... many thanks to Lori Lundeberg for the booth beautification help and candy! M.)

Many of our visitors were Vernon Extension walk-ins. Folks arrived with samples of apple maggot, weeds and insects. We had numerous general questions regarding the affect of the cool, wet summer on garden vegetables and herbs; mold, mildew and rot discussions accompanied by frustration of late tomato crops and pesky slugs who were in their glory this year.

We had beautiful summer weather and a great time!

On the other end of the spectrum was the Haddam Neck Fair held over Labor Day weekend. I worked with

John Castagno Saturday, Sunday and Monday — in the rain, mist and fog. Saturday morning we arrived just in time to be greeted by a significant thunderstorm. Our booth was an outside set of tables under a tarp held together with metal poles under a huge old tree. We quickly dodged onto the porch of a permanent building to wait out the storm. Wearing our name tags we quickly became engaged in gardening discussions with numerous others gathered under the roof.

When all was clear the activities began. Over the next three days we were in constant conversation with passers-by. People strolling by saw our banner and popped under our tarp to say hello.

We had a wonderful variety of fact sheets held down with bamboo poles laid out across a banquet-sized table. Many folks helped themselves to whatever interested them and shared their stories about this challenge or that.

Again, there were many discussions regarding the cool, wet season and its frustrating affect on traditional vegetable gardens and annuals.

The most frequently asked questions though were regarding pests and their control. Moles and slugs tied for first place, followed closely by deer, mice, woodchucks, wooly adelgid, and Japanese beetles.

Crop questions were led by apple problems, including pests and their affects, spray types, schedules and logistics, drop, cedar apple rust and lack of size development in this year's harvest.

Folks loved sharing stories of new varieties they tried this year and the results. Heirloom tomatoes were most frequently cited. Grape tomatoes were a hands-down favorite. It also seems that many people no longer can tomatoes - the most popular method of preserving is freezing, followed by drying!

We had to make many referrals regarding pesticide issues and concerns. Some folks asked for specific pesticide recommendations, while others had specific challenges. One family was interested in clearing thistle and invasives from acres of pasture where their horses are kept. The challenge of an expansive use of pesticide in the midst of grazing animals was a key

*(Continued on page 13)*

## MEMBER WINS AWARD!

CMGA member Dr. Mark Bridgen is the 2000 recipient of the G.E. Mehlquist Award! Dr. Bridgen is a Professor of Horticulture in the Dept. of Plant Science at UConn.

Many Master Gardeners have met Dr. Bridgen, through the program, particularly his participation in the Summer Tour, during which he shared some of the results of his internationally known research with the plant *Alstroemeria*, the Lily-of-the-Incas. UConn has patented five varieties of *Alstroemeria* over the past six years, one of which ("Sweet Laura") is the only fragrant Lily-of-the-Incas in the world and is hardy to USDA Zone 5. His breeding focuses on winter hardiness and fragrance.

For the fall semester of 1999, Dr. Bridgen received a prestigious Fulbright Scholarship to take a sabbatical leave from UConn to study and teach in Chile. As a result of his sabbatical, a new breeding direction with geophytes (bulbs, corms, rhizomes, tubers, etc.) from Chile has been started. Unique flowering bulbs that can be used for cut flowers or tender garden flowers will be developing over the next several years.

Congratulations, Dr. Bridgen! We're proud to know you're a part of our Association!

## PROJECT WILDFLOWERS

The following information was shared by MG Susan Parr, from an area newspaper, The Advisor, (Aug. 22, 2000 issue).

Many area Master Gardeners have been involved with "Project Wildflowers", a project undertaken by The Federated Garden Clubs of CT. Many hours of work were put into soil preparation, planting and mulching of over 1,000 perennial wild flowers (including such plants as *Rudbeckia* and *Galardia*) at the I-91 rest area entrance in Wallingford between Exits 15 and 14 Southbound.

This project was made possible through the cooperation of the CT Dept. of Transportation, and was funded with monies from the raffle of a beautiful needlepoint rug made by Federated members, donations from garden clubs and a grant from Shell Oil Co. PETALS program (Protect the Environment Through Action, Learning and Service).

Be sure to look for the resulting blooms, the next time you happen to be traveling the Wallingford area on I-91South!

"A garden is never so good as it will be next year."

- a quote by Thomas Cooper  
*HORTICULTURE Magazine* (Jan. 1993)

## HI HO ... FAIR (CONT.)

*(Continued from page 12)*

concern. There was a great conversation with a grandfather accompanied by his grandchild. The grandfather was leaving numerous acres to his grandson. The grandson was interested in clearing the land to develop a revenue-producing crop. The boy was not interested in building houses on the property. We discussed various "Connecticut Grown" and made a referral to an appropriate team to work with them further on development of their plans.

A CIO of a major corporation stopped by to chat with us regarding information he could use to work with his Boy Scout Troop in teaching them about agriculture and developing community outreach programs for the troop. One of his sons assisted him in choosing information to begin developing the project.

We left the weekend with over 50 questions that needed follow-up from the Haddam Master Gardener's desk. Most were for information sheets or copies of materials that we didn't have handy at the fair. Those MG desk volunteers must have had a pretty busy week!

Oh, and of those 50 follow-ups, about 20 were Master Gardener application requests for folks interested in working the fairs next year as members of the Class of 2001.

Wonderful people sharing a wonderful time.

Enjoy the Fall!

## NE DISTRICT NEWS

(Letter received from Bernice Szafarek, D.D.S., Chairperson of the Relay for Life.)

This year's Relay for Life was enhanced by the addition of a team sponsored by the Master Gardeners.

The Relay for Life is the signature event held by the American Cancer Society at Windham High School in October. It is a 24-hour walk meant to fundraise, celebrate cancer survival and raise awareness of the widespread devastating effects of cancer in our society.

The MG team was called the "Late Bloomers" and was headed by MG Carole Williamson. The participation of the "Late Bloomers" was greatly appreciated as they raised almost \$900.00! Good job, "Late Bloomers"!

The Relay was a wonderful success with 1,400 walkers, varied entertainment, visitors and a luminary ceremony to honor deceased and survivors. The community spirit engendered by such an event was heartwarming.

The fundraising goal for the event (its 4th year) was \$125,000, and was surpassed. The final count will be \$154,000! Last year our region placed 1st in per capita funds raised in Connecticut and 6th in the nation!

To learn more or sign up for next year's team, please contact Stefan Szafarek or Carole Williamson (both are listed in the CMGA directory in the NE District).



Plans are being made in Tolland County to organize local "Town Meetings" in each town in the County in order to make it possible to Master Gardeners in each town to meet and get to know each other. These meetings will begin to be held in January, 2001, and volunteers are needed to open their homes as hosts for their own town's first meeting ... There's no commitment or obligation past the first meeting, I promise! If you are interested in being a host, please give Mary Collins at call at (860) 875-3331 or at home at (860) 228-8230. Further details will be shared at the meetings. Tolland County MGs should watch for further details and/or mailings soon.

## NW DISTRICT NEWS

**MARK YOUR CALENDAR!** There will be an **OPEN HOUSE** held at the W. Hartford Cooperative Extension Center's Master Gardeners' office on Saturday, January 27, 2001, from 11:00 am to 2:00 pm.

Come see what we've been up to and what we hope to do in the upcoming months!

## SW DISTRICT NEWS

**North Haven Extension Receives Award!**

An award was given to the North Haven Master Gardeners' office, in appreciation from the New Haven County Soil and Water Conservation group for work the New Haven Master Gardeners are doing to promote education toward better use of the land ... Congratulations!

Some new programs at the North Haven office include:

Working with school -ge youth learning how to garden - and why - on their school grounds.

Community garden establishment and maintenance in local areas, including New Haven;

Working with high school summer school students in "summer ecology camp" where they will try to have their gardens supply food of their own school lunches ...

Working with a community to try to grow herbs and veggies for possible marketing and to provide for local soup kitchens;

Working with challenged adults and working with seniors at retirement communities to establish and maintain the area.

These would be excellent opportunities for those seeking Advanced MG status, as well as for those who want to help educate the communities around them. Anyone interested should contact MG Program Coordinator, Mira Schachne (see page 2).

**FAIRFIELD COUNTY**

At present, all regular attendees at our SW MG meetings are volunteers at the Bartlett Arboretum in Stamford. So over the past few months all our MG activities, efforts and energies have been centered around the Fall Plant Sale, which was held in September. While we all think the Bartlett is a great place to be, play in and be involved with, we really would enjoy new members, new ideas, new places to have our meetings and new places to visit. So come on, MGs in the south-west, join us and let us share in your world! Contact Hilary Forsyth at (203) 353-9847.

The Norwich Extension Center received a landscape face lift this fall. Master Gardeners from the classes of 1999 and 2000 have contributed their time and effort to create a lovely perennial garden at the entrance to the center. Perennials were generously donated by The Judge's Farm in Old Lyme (quality Christmas trees also available). Donations were also received from the Extension Council and the UConn MG. program.

30 certified Master Gardeners and students attended an Open House on October 5th at the Center. This Open House is the first of a series of events designed to strengthen our Association state-wide (see article on page 6).

The accessible greenhouse at Camp Harkness is 75% complete, thanks to volunteers and friends. It is BEAUTIFUL and we look forward to our first program later this year or early 2001. Anyone wishing to volunteer, please contact Julia Griswold (see pg. 2).

In addition to acquiring a new landscape, the Center's MG program has received another generous donation of 2 computers from General Dynamics Electric Boat, the workplace of Jerry McIntyre, Class of 2000. Thank you EBGD and Jerry for helping the program to enter the 21st century!

A Master Gardener is needed to teach 15 students for two 1-week sessions in a new greenhouse or classroom at Ella Grasso Tech. The dates are Feb. 19-23 and April 16-20, 2001, from 9:30 am -2:30 pm. This is through the LEARN program. Botany/plant-related instruction is desired and can be very flexible, including hikes or other outdoor activities. Since it's school vacation weeks, your own children would be welcome. If interested, contact Connie at [cverkade@learn.k12.ct.us](mailto:cverkade@learn.k12.ct.us) or at (860) 434-4890.

## CONGRATULATIONS!

I wish to commend all the graduating classes and their coordinators for the fine jobs done at each and every graduation. Each was unique in its own style and presentation. I hope the program was rewarding experience for every one of you and that you will enjoy many years of further extension involvement. Congratulations to everyone!

Sincerely,

Cyndi Wyskiewicz  
State Master Gardener Program Coordinator

## A STATE-WIDE APPEAL

All eight Extension Centers, as well as the Bartlett Arboretum, our newest Master Gardener Program location, are in need of mentors! All certified Master Gardeners, even the Class of 2000, are eligible to be mentors, and it's a wonderful opportunity to share your passion for gardening with the up and coming Class of 2001! The Class will be encouraged to secure mentors themselves, so if you know someone participating in the upcoming program, give them a call! Offering a helping hand to someone who shares your interest for gardening is a good thing, and it's fun! What better way, for those of you with Advanced outreach hours to accomplish, to pass the dreary winter months ... so stop flipping through those catalogs, and get out and mentor! A variety of "jobs" are needed and available, so contact your local Extension and let your local Coordinator know you're up for the challenge!



## JUNIOR MASTER GARDENER PROGRAM!

Exciting news! The Extension Master Gardeners Program and the 4-H are combining efforts to create a Junior Master Gardener program!

Many hours of planning and discussion have gone into this effort, which they hope to have up and running by this coming spring, with a pilot program to be held at the 4-H Auer Farm in Bloomfield.

The pilot program will be initially geared towards children ages 8-11, in grades 3-5.

Volunteers are needed! Any Master Gardeners willing to provide leadership and share their love for gardening with 4-H children are asked to contact Cyndi Wyskiewicz at the Home & Garden Education Center in Storrs, toll-free, at 877-486-6271 for further information on the program. The next organizational meeting is scheduled for Tuesday, January 16, 2001 at 9:30 a.m. at the West Hartford Extension Master Gardener office.

## OUTREACH OPPORTUNITIES

If there isn't a telephone number listed by the project, contact the local Cooperative Extension M.G. Coordinator for that area (see page 2).

### SW District:

The **Scott Fanton Museum** in Danbury. Volunteers needed to help restore and maintain lovely historic gardens.

**CSI - Norwalk** - Young girls' short-term detention center. Lovely greenhouse on site. Volunteers needed to work with young girls approx. 10-14 years old. Gardening, greenhouse work and nature craft projects.

**Southbury Training School**, Dept. of Mental Retardation - Need help with many gardens. Call Volunteer Services - (203) 586-2485.

**New Canaan Nature Center** - Call Gail Egol (203) 966-9577.

**So. Stamford Community Garden** - call Chris Hadin (203) 323-1978.

### NE District

**Nature Trail** - located at the Vernon Ext. office. Help is needed in all aspects including trailwork, field trip curriculum and promotion/marketing. Call Barry Tuttle at (860) 487-1638.

**Vernon Ext. Center** - Plans for gardens around the center to be done in the spring.

**Airline Trail** - Hebron - Tree I.D. project.

**Immaculata Retreat House** - Willimantic. Restorative, design & implementing new gardens. Flexible schedule. Donation of plants greatly appreciated. Contact Marie Kuchy at 860-537-5556 or email kuchiman@snet.net

### SE District

#### Community Gardening

Town of Groton — Town of Waterford

#### Gardening with Disabled

Camp Harkness, Waterford — Byran House, Haddam  
DMR Group Homes - Alliance for Living, New London

## PROMISES

*Winter approaches, the leaves  
dead and brown.*

*The wind blowing cold, scatters  
seeds to the ground.*

*Soon a white blanket of sleep  
and of rest,*

*Keeps a promise of springtime,  
in glory's best.*

*As the winter proceeds, cold and dark,  
Spring awaits its opportunity  
to embark*

*Upon another season of lushness  
and green.*

*Promises of beauty unlike ever seen.*

*~ Mary Collins, 11/17/00*

### SE District (cont.)

#### Correctional Facilities

York C.I., East Lyme

Montville Expansion Minimum Security Facility

#### Historic Gardens

Florence Griswold, Old Lyme

Hart House, Old Saybrook

Shaw Mansion, New London

### NW District

Help needed creating a statewide community gardening information booklet and also organizing and running a statewide community gardening conference.

**W. Hartford Ext. Center** - help needed creating a garden at the Center in the spring.

**Jubilee House**, Hartford South End - teaching urban gardening.

**Hungerford Nature Center**, Kensington - creating new gardens & working with children. Call Bob Levitt at (860) 827-9064

**Plymouth Historical Society** - historic gardens

**Prime Time House**, Torrington - working with disabled clients.

**Community Gardens**, Torrington

**Auer 4-H Farm**, Bloomfield - A new Junior Master Gardener pilot - contact Cyndi Wyskiewicz (see pg. 15)

Also multiple projects - contact Beth Salsedo at (860) 570-9066.

**Please! Tell us of outreach opportunities in your area!**



## REAPING THE HARVEST!

Welcome to our new corner, "Reaping the Harvest!" With each issue we will bring you a recipe (or more), and tips for storing, growing, and preserving the season's harvest. Submittals may be sent to the co-editors (see pg. 2). Come and share "the harvest"!

Thanks to Kim Kelly, MG Program Coordinator, at the Windham County Extension office, located in Brooklyn, for our first submittal! Kim, who lives in Canterbury with her family, enjoys canning and preserving a huge variety of produce from her garden every year.

\* \* \* \* \*

After years of watching my mother ceremoniously open cans (yes, cans) of cranberry sauce for our holiday meals, I decided something needed to change. I took it upon myself to explore the world of the cranberry. Oh what delightful and delicious rewards I found! A word of caution, once you try this you will never go back to the can!!

### Triple Cranberry Sauce - "a tangy version"

- 1 cup frozen cranberry juice concentrate - thawed
- 1/3 cup sugar
- 1 12-oz. package fresh cranberries
- 1/2 cup dried cranberries (about 2 ounces)
- 3 Tbsp. orange marmalade
- 2 Tbsp. fresh orange juice
- 2 tsp. minced orange peel
- 1/4 tsp. ground allspice

Combine cranberry juice concentrate and sugar in a heavy medium-sized saucepan. Bring to boil over high heat, stirring until sugar dissolves. Add fresh and dried cranberries and cook until dried berries begin to soften and fresh berries begin to pop, stirring often, about 7 minutes. Remove from heat and stir in orange marmalade, orange juice, orange peel and allspice. Cool completely, cover, chill until cold. Can be made 2 days ahead.

If you want to preserve — hot pack into hot sterilized jars and process in a hot water bath for 15 min.



## MG OF THE MONTH!

The Extension MG Coordinators' Team, (consisting of all 9 Extension MG Coordinators from across the state) has decided to implement a new certificate program ... a **MASTER GARDENER OF THE MONTH** award! This certificate will be awarded by the Team to a Master Gardener who has shown particular energy and enthusiasm for the MG program, and has supported the program by participating in mentoring, an outreach project, or in other ways. If you know of a Master Gardener who you feel deserves such recognition, please submit their name to your local Coordinator, for consideration. In addition to receiving a certificate of recognition, they will also be featured in The Laurel, so they can be recognized by their peers as well!

~~~~~  
The **MASTER GARDENER OF THE MONTH** for December, 2000, is **Mary-Clo Owen** (Class of 1997) for her loyal support in the Norwich office since she graduated. Mary-Clo volunteers year-round one day a week, updating materials, collecting data in preparation for our annual report and mentoring the interns among numerous other helpful tasks. Thank you, Mary-Clo, for all you do, and congratulations for being our first **MASTER GARDENER OF THE MONTH!**

## ADVANCED PROGRAM UPDATE

Cyndi Wyskiewicz reports that she's currently working on the advanced program for next year, which promises to be bigger and better than ever!

She has appreciated all the comments and suggestions that have been offered over the first year of the program, and will be implementing as many of the suggested changes as possible. Your input has added greatly to the many improvements being made. Thank you all!

Some of the new subjects being offered next year will include:

- Water Gardening
- Plant Propagation
- Mushroom Walks
- Wine Grapes

So watch your mail in late February for the new brochure!

## The Laurel

CT Master Gardeners' Assoc.  
c/o Kate Cheromcha  
9 Northwood Road  
Quaker Hill, CT 06375

**Next Newsletter Deadline:**

Sunday, December 10, 2000

Robert Sherman  
15 Fire Tower Rd  
Killingworth CT 06419



~ Printed on recycled paper ~



CMGA The Laurel 18

## 2001 INTERNATIONAL MG CONFERENCE

### "The Magic of Gardening"

**WHEN:** May 28th - June 1st, 2001

**PROGRAM TOPICS:**

- ◆ Nationally-Recognized Speakers
- ◆ Hands-on Clinics
- ◆ Trade Show
- ◆ Epcot International Flower Festival Tour

**LOCATION:**

Hilton in the Walt Disney World Resort (1751 Hotel Plaza Blvd., Lake Buena Vista, Florida 32830), 18 miles from Orlando International Airport.

**HOTEL ACCOMMODATIONS:**

As an official Walt Disney World hotel, located in the Downtown Disney resort area, the Hilton is located on 23 beautifully landscaped acres. Its

814 guestrooms and suites offer a comfortable retreat for the young and the young-at-heart with free HBO®, The Disney Channel® and a refreshment center, in every room.

**FOR MORE INFORMATION:**

**visit their website:**

<http://www.ifas.ufl.edu/~conferweb/mg/>

**or contact:**

Tom Wichman  
Master Gardener Coordinator  
(352) 392-8836  
twichman@ufl.edu  
University of Florida  
Environmental Horticulture Department  
P.O. Box 110670  
Gainesville, FL 32611-0670