



## Northeast Regional Master Gardener Conference

September 24-25, 1998  
Radisson Hotel, Cromwell, CT

Here it is, Connecticut master gardeners! A preview of the regional conference program that will be mailed to all interested Master Gardeners next month.

If you have not already sent in a green card to the Extension Office, don't wait any longer. Fill out the form on page 3 of this newsletter and mail it *immediately*.

When you receive your program and registration packet next month, fill it out and return it *as soon as possible*. Workshops and tours will be filled on a first come, first served basis. Those who register early will have the best choice of workshops and tours. Master gardeners will be coming from the 13 northeastern states.

### WORKSHOPS

#### Thursday Morning, Sept 24

*All About Roses* Donna Fuss  
*Hostas & Their Companions* William Turull  
*Woody Plants for Four Seasons* Dr. Richard Jaynes  
*Tackling Plant Diseases* Dr. Sharon Douglas  
*The Organic Way* Dr. Kimberly Stoner  
*A Perennial Border for Four Seasons* Sydney Eddison

#### Thursday Afternoon, Sept 24

*Moss Gardening* Christine Cook  
*Perennials for the Year 2000* Mary Ann McGourty  
*Introduction to Grafting* Dr. Richard Kiyomoto

*Invasive Plants* Donna Ellis  
*Developing a Diverse Landscape* Carl Salsedo/Norman Gauthier  
*Computers in the Garden—How & Why* Elizabeth Zeller  
*Companion Gardening: Attracting Predators & Discouraging Pests* Sally Jean Cunningham  
*Going Wild (with wildflowers)* Florence Marrone  
*Using Electronic Media in Teaching Diagnostics & Client Education* Ed Marrotte  
*Lawns* Dana Karpowich  
*Gardening in Harmony with Nature* Nancy Ballek McKinnon  
*Herbs Away from the Herb Garden* Jack Donohue

#### Friday Morning, Sept 25

*Plant Micropropagation* Dr. Mark Bridgen  
*New Flower and Vegetable Varieties* Steve Frowine  
*Butterfly Gardening* Carol Lemmon  
*Using Electronic Media in Teaching Diagnostics & Client Education* Ed Marrotte  
*Coping with Hemlock Woolly Adelgid* Mark McClure/Robert Ricard  
*The Cottage Garden Style* Carol King  
*Designing a Border for Birds, Butterflies, Beneficial Insects,*  
Nancy DuBrule  
*You Can't Own Them All, Building a Sound Garden Library*  
Peter Sleight  
*The New Movement: SALT (Smaller American Lawns Today)*  
Dr. William Niering  
*Tick Identification & Control* Dr Kirby Stafford  
*Black Gold-Composting & Utilization of Compost,* Dr.  
Abigail Maynard  
*Having a Showcase Garden on a Third of an Acre,* George  
Trecina

*Continued on page 2*

President Pamela Weil / Vice President Mira Schachne / Secretary Andrea Masisak / Treasurer Larry Van der Jagt  
Special Projects Jeanné R. Chesanow, Gail Collins / Historian / District Coordinators: North: / South: / East: Positions Open  
Past Presidents: Jonas Zucker / Robert McNeil / Wendy Donnelly / Paul Brown / Robert Sherman

Newsletter Editor Susan Munger

Deadline for March / April 1998 Newsletter: March 1, 1998

Mail or fax articles and ideas to Susan Munger, 11 Plant Street, New London, CT 06320 Tel/Fax: 860/443-2261; e-mail 70673.726@compuserve.com

**Friday Afternoon, Sept 25***Continued from page 1*

Panel Discussion, Sound Gardening: How Do I Do It? with Bill Duesing, Ed Marrotte, Sally Taylor & moderated by Roy Jeffrey

**TOURS****Thursday**

Pucklehouse Herbs, a three-generation herb farm in Rocky Hill

Millane Nurseries, a three-generation nursery in Cromwell

Connecticut College Arboretum & Caroline Black Garden in New London

Natureworks in Northford & Summer Hill Nursery in North Madison, for fall perennials, unusual shrubs

Elizabeth Park, the country's oldest municipal rose garden, in Hartford

**Friday**

Magnificent sculpted mountainside property of Carl Salsedo, in Burlington

Twombly Nursery, well-known winter garden, in Monroe

Shoyen Tien Tea Garden, at Wesleyan University in Middletown

Restored, turn-of-century farm tour led by president of Northeast Organic Farming Association (NOFA/CT)

CT Agricultural Experiment Station, hops, flax, chestnuts & butterflies, in Hamden

Impressionism in art & garden at Florence Griswold Museum in Old Lyme

**OTHER HIGHLIGHTS**

Pre- and post-conference tours of gardens of Connecticut's Gold Coast and of Newport, RI

Banquet Thursday evening with guest speaker Roger Swain of PBS Victory Garden

Dinner cruise on the beautiful Connecticut River Friday evening

Opening remarks Thursday morning by Dr. Gerald Berkowitz, of University of Connecticut

Connecticut suppliers showcasing their fine gardening products in exhibit hall on both days

**A FEW VITAL STATISTICS****Registration fee: \$165**

Guests: May purchase tickets to the banquet & pre- and post-conference tours. They may attend the rest of the conference only if they pay the full registration fee.

Lodgings: Room rates at the Radisson Hotel: \$89 + 12% tax. For 1-4 persons. Check-in 3 pm; check out 12 noon.

There is room for only 500 attendees, who are expected to come from the 13 Northeastern states and even beyond. All registrants will receive a confirmation letter, tickets to workshops, meals, and tours

So be sure to send in your request now for a registration packet. And look for it in the mail in February.

It's going to be a terrific conference!

**Invasive Plants**

Brooklyn Botanic Garden has published a booklet *Invasive Plants, Weeds of the Global Garden*, edited by John Randall and Janet Marinella. It treats 80 species of invasive plants that are used horticulturally in America.

These plants were introduced by collectors seeking new and interesting species but have escaped and are crowding out native species. Some will criticize the publication because many of the plants are landscape favorites and some are used for soil erosion. Many of the plants are not hardy in New England.

These typically show these characteristics:

- rapid growth and maturity
- prolific seed production
- very good seed dispersal, germination, colonization

- rampant vegetation spread
- ability to out-compete native species
- high cost to remove or control

Here are some of the identified plants.

- *Lythrum salicaria* (purple loosestrife)
- *Berberis thunbergii* (Japanese Barberry)
- *Celastrus orbiculatus* (Asiatic bittersweet)
- *Rosa Multiflora* (Multiflora Rose)
- *Elaeagnus umbellata* (Autumn Olive)
- *Lonicera* spp. (shrubs) Honeysuckle
- *Phragmites australis* (Common Reed)
- *Ailanthus altissima* (Tree of Heaven)
- *Alliaria petiolata* (Garlic Mustard)
- *Euonymus alatus*, (Winged Euonymus)

*[Excerpted from an article by Roz Bennett, Federated Garden Clubs of CT, in The Columbine, publication of National Council of State Garden Clubs, Inc.]*

## Consumer Center Seeks Program Assistants

The newly created Consumer Center at the Storrs campus of the University of Connecticut is seeking program assistants. Program assistants will assist the Director and Horticulturist in answering horticultural questions over the telephone, including insect, disease, and cultural problems. A good knowledge of phone diagnostic skills is required. Interviewed candidates will be given a qualifying oral/written practicum exam at the time of interview.

These are part-time, year round positions requiring a flexible schedule. There will be regular training sessions throughout the year. There may be opportunities to assist in the writing of fact sheets. Each position will involve no more than (more likely less) than 1,000 hours per year. The hourly rate is \$10 with no benefits.

Application deadline is February 15, 1998, or until positions are filled. Anticipated starting date is March 1, 1998. Submit a letter and resume outlining qualifications to Dr. Norman Gauthier, Director, Consumer Center, Department of Plant Science, University of Connecticut, 1376 Storrs Road, Storrs, CT 06269-4067.

## Plant Native Campaign Seeks Volunteers

A new educational program focusing on the use of native plants in ornamental water gardens is being initiated at UConn. The purpose of the program is to teach water garden enthusiasts about native plants that can be used in lieu of popular nonnative plants. Many of these exotic plants will cause significant problems if they "escape" from water gardens into reservoirs, lakes, or ponds.

We are seeking Advanced Master Gardeners with an interest in water gardens to participate in a 2-3 day educational training program, to be held in April 1998. Participants would be taught identification techniques for both native and nonnative aquatic plants, and the basics of caring for a water garden. (This is NOT a class on how to set up a water garden.) In return, participants will be asked to conduct outreach programs in their local communities and at local flower shows and nurseries for the "Plant Native" campaign.

Master Gardeners interested in finding out more about this program should contact either Nancy Balcom, CT Sea Grant at 860-405-9107 or Roy Jeffrey, Cooperative Extension, at 860-486-5428.

---

### Do It Now!

If you have not already filled one out...

...to receive a conference registration packet complete the form below and mail it to

North Haven Cooperative Extension Center  
1998 Master Gardener Regional Conference  
305 Skiff Street  
North Haven, CT 06473-4451

✕

---

Master Gardener  
Northeast Regional Conference  
September 23-26, 1998, Cromwell, Connecticut

To receive a registration packet in February, please return this form. PLEASE PRINT:

Name: \_\_\_\_\_

Address: \_\_\_\_\_

City: \_\_\_\_\_ State & Zip: \_\_\_\_\_

### A Special Thanks

To Mary Clo Owen and Kate Cheromcha of the class of '97 who have continued helping out in the Norwich way above and beyond the requisite number of hours.

To Carole Williamson for her valuable help on a water garden at Camp Harkness.

### Attention Gardening Businesses

The Northeast Master Gardener Regional Conference will include vendor displays for the first time this year. Over 80 Connecticut Gardening Businesses have been contacted about setting up exhibits. Anyone not yet contacted who is interested in a display, contact Julia Griswold, Norwich Extension Office, 562 New London Trnprk, Norwich, CT 06360-6599 by Feb. 15. Send name, address, and a brief description or brochure of your business. Information on cost, exhibit area, times, and more will be mailed in March.

### Last Year in SE Connecticut

Master Gardener 1997 activities in southeastern Connecticut were a success. Four spring and three fall programs at the Mystic and Noank Library coordinated by Al Romboni were well-attended. We thank the participants.

Weekly garden columns were published on Fridays in *The Day* from late March through October written by eleven Master Gardeners from various parts of Connecticut. Copies were mailed to those writers outside the distribution area.

Julia Griswold's program for challenged gardeners at Camp Harkness was again very successful with the help of 12 Master Gardeners, three of whom were from the 1997 class. In addition, Master Gardeners presented programs to garden clubs, senior citizen groups, and other organizations. It was a busy year.

At a dinner in October for the 1997 class, at which certificates were presented, an invitation was given to join us in our activities. As of early December ten new Master Gardeners

### Protect Wildflowers License Plate

The first official garden club special interest license plate, designed by the Federated Garden Clubs of Connecticut, Inc., as a conservation project through the state Motor Vehicle Department, is now available. Featured on a light blue background is the state flower, *Kalmia latifolia* (Mountain Laurel), with its blossoms shaded in pink. Application forms for a Protect Wildflowers license plate are available through the federation office, P. O. Box 854, Branford, CT 06405. A coordinator for this project is Master Gardener Susan Parr.

### 1998 Sound Gardening Calendars

There are still some 1998 Sound Gardening calendars available at the Extension Offices. The price is \$4 plus a small charge if you want it mailed to you. This is probably the most useful calendar you could have because it is full of gardening information for those of us right here in Connecticut.

have expressed an interest in participating in one or more of the above activities next year. If there are other members who would like information, please write or call me.

One of the purposes of CMGA is to provide means by which graduates of the Cooperative Extension Master Gardener Program may "share their knowledge and expertise and offer help and assistance to the public through the Cooperative Extension System." Participation in the above activities will help others as well as make you a better gardener. Why not join us in 1998.

Robert McNeil  
16 Damon Heights Rd  
Niantic, CT 06357  
860-739-5134

[Editor's note: Although Bob has reported on activities in southeastern Connecticut, Master Gardeners are involved in many projects throughout the state. We are grateful to Bob McNeil and others who spend many hours organizing these activities and programs. And we'd be glad to report on them, so send us some information.]

## Hypoxia in Long Island Sound

The theme of the 1998  
Regional Master Gardener conference is Sound Gardening.

Sound gardening means following practices that are good for the garden and at the same time protect the watershed which feeds into Long Island.

The principle applies not only to Connecticut gardeners, but to New York, Massachusetts, Vermont, and New Hampshire gardeners, who are all in the Connecticut River and Long Island Sound watersheds, and to gardeners everywhere.

Excess amounts of nutrients get into rivers, streams, lakes, and the Sound from septic systems, lawns, gardens, roadways, construction sights, and agricultural activities.

These nutrients cause algae to "bloom" or grow explosively. When they die and sink to the bottom of the lake or sound, they decompose. The decomposition process uses up oxygen dissolved in the water threatening marine life. This condition of low dissolved oxygen in the water is called hypoxia.

As gardeners, we can use sound gardening practices by avoiding heavy use of nutrients such as nitrogen, phosphorus, and carbon.



Connecticut Master Gardener Association  
**MEMBERSHIP APPLICATION FOR 1998**

Dues: \$10/year. Dues paid during Fall 1997, Winter 1998 are valid through December 1998.

YES, I am a fully certified Master Gardener and I want to be a part of the CMGA.

I am (a) renewing my membership  OR (b) a new member .

Please fill out all the informatin requested below even if you have no change from what you previously reported.

Name: \_\_\_\_\_ Year Course Taken: \_\_\_\_\_

Address: \_\_\_\_\_ Phone \_\_\_\_\_

Extension Office \_\_\_\_\_ District \_\_\_\_\_

INTERESTS: Circle 10 (or fewer) items of your highest gardening interests.

- |                    |                  |                        |                   |                   |
|--------------------|------------------|------------------------|-------------------|-------------------|
| Annuals            | Computers        | With Handicapped       | Organic           | With Seniors      |
| Beekeeping         | Containers       | Herbs                  | Perennials        | Shade             |
| Birds              | Drying Flowers   | Historic Gardens       | Photography       | Slides            |
| Bonsai             | Education        | House Plants           | Plant Disease     | Vegetables        |
| Butterflies        | Flower Arranging | Integrated Pest Mngmnt | Plant Propagation | Water Gardens     |
| Cactus             | Fruit            | Landscaping            | Plant Therapy     | Wild Flowers      |
| With Children      | CMGA Fundraising | Lawns                  | Rock Gardens      | Woody Ornamentals |
| Community Projects | Garden Design    | Native Plants          | Seed Saving       | Writing           |
| Compost            | Greenhouses      | Orchids                | Seedlings         |                   |

Indicate those subjects you are willing to teach: \_\_\_\_\_

Affiliations you would like listed in the CMGA Directory. (e.g.: Conn. Horticultural Society, NOFA, Arboretum, Local Garden Club). \_\_\_\_\_

Please mail dues to CMGA Treasurer: Larry Van der Jagt, 2 Gretel Lane, Simsbury, CT 06070

## Calendar

### Feb 19-22

Rhode Island Spring Flower & Garden Show, at Rhode Island Convention Center

### February 21, 1:30 pm

Composting with Worms. First in series of workshops for landowners of large and small properties. Held at Kellogg Environmental Center (KEC) in Derby or Bent of River Audubon Sanctuary (BRAC) in Southbury. Endorsed by Connecticut Butterfly Association, New Haven Bird Club, Connecticut Master Gardeners Association. At KEC, Derby, CT. For information call Roger Lawson, KEC, 203-734-2513

### March 1-8

Philadelphia Flower Show, at Pennsylvania Convention Center, Philadelphia

### March 5

All day Perennial Plant Conference, UConn Bishop Continuing Education Center, Storrs. Herbaceous perennial production and landscape use. For nursery and greenhouse producers, landscapers, retail distributors, and professional designers. Two concurrent sessions on landscape/retail topics. Preregistration fee: \$50 due by Feb. 26. For information call Tim Abbey, 860-345-4511

### March 7, 1:30 pm

Boxes for Backyard Wildlife. Workshop at KEC. See February 21 above.

### March 7-15

New England Spring Flower Show in Boston

### March 28, 1:30 pm

Butterflies to Know and Grow. Workshop at KEC. See February 21 above.

### May 23, 1:30 pm

Wildlife Plantings for Your Yard. Workshop at KEC. See February 21 above.

### June 27, 1:30 pm

Managing Native Fields with Fire. Workshop at BRAC, Southbury, CT. See February 21 above.

### July 25, 1:30 pm

Sound Gardening. Workshop at KEC. See Feb. 21 above.

### Sept. 23-26, 1998

Master Gardener Regional Conference, Radisson Hotel, Cromwell, CT. Conference takes place on Thursday and Friday, Sept. 24 and 25. Optional trips and activities on Sept. 23 and 26.

**Susan H. Munger**  
11 Plant Street  
New London, CT 06320

Newsletter deadline:  
MARCH 1, 1998

Do NOT forget to  
renew your CMGA  
membership for 1998-  
if you have not  
done so yet.



Enid Sherman  
15 Fire Tower RD  
Killingworth CT 06417

Robert Sherman  
15 Fire Tower RD  
Killingworth CT 06417



## Dear Fellow Master Gardeners,

Last week the Registration Committee mailed information packets to the 773 Master Gardeners who had requested them. And we still have seven months to go! Every indication is that the 1998 Northeast Regional Conference will be a sellout!

The Regional Conference Planning Committee has worked very hard to keep the fees as low as possible—\$125 buys two days of workshops and tours, four meals, coffee breaks, and a tote bag and free gifts.

We've saved money by doing all the work ourselves, instead of hiring outside help. For example, Master Gardener volunteers have booked the tours, hired the buses, contacted the speakers, typed the 773 labels and stuffed the 773 envelopes. We estimate that if we'd hired an outside company to handle just the registration, this would have increased the cost another \$60 per person. Plus, if we'd hired an outside tour company and speakers' bureau, the total cost would be in the neighborhood of \$200 per person. But our goal from the very beginning has been to keep the cost as low as possible, and thanks to countless volunteer hours, we have been able to do so.

The banquet dinner on Thursday night is now an optional expense. This is a benefit for Connecticut folks who live a distance away and may prefer to drive home instead of staying at the Radisson for dinner. Roger Swain will be our keynote speaker, and the evening will be full of fun and frolic, but it just may make sense

for some folks to get on home. The \$40 cost for the banquet is what it will actually cost us. Meals at the hotel are expensive and, of course, we are paying a speaker's fee.

By the way, this brings up the whole subject of profit. We're not trying to make one. We just want to break even. And learn. . . and have a lot of fun. But it will be much more fun with you. Please remember to register right away. Warmest wishes to all,

*Pamela Weil, CMGA President  
203/259-5173 (anytime)*

---

**Save the Date!**  
**Spring Master Gardener Meeting**  
**Saturday, June 13**  
**Dinosaur State Park, Rocky Hill, CT**

**PROGRAM (see map, page 3)**

9:30 "Connecticut Butterflies" presented by the CT Butterfly Association

10:30 Short CMGA meeting

11:00 Your choice of two tours (or take both!)

#1 Identify plants/butterflies in butterfly garden...or

#2 Take a walking tour of the park's 10-acre arboretum of Jurassic plants

We'll have Regional Conference T-shirts for sale at a discount, plus a selection of excellent gardening books **AT WHOLESALE PRICES**. For example, Michael Dirr's *Hardy Trees and Shrubs* & Wyman's *Gardening Encyclopedia*.

It's a can't miss kind of day. Good folks, interesting speaker, fascinating tours, and at-cost first-rate gardening books. Bring a sandwich, your spouse or significant other, and linger for lunch and conversation.

---

*President Pamela Weil / Vice President Mira Schachne / Secretary Andrea Masisak / Treasurer Larry Van der Jagt  
Special Projects Jeanné R. Chesanow, Gail Collins / Historian / District Coordinators: North: / South: / East: Positions Open  
Past Presidents: Jonas Zucker / Robert McNeil / Wendy Donnelly / Paul Brown / Robert Sherman*

*Newsletter Editor Susan Munger*

*Deadline for May/June 1998 Newsletter: May 1, 1998*

*Mail or fax articles and ideas to Susan Munger, 11 Plant Street, New London, CT 06320 Tel/Fax: 860/443-2261; e-mail noldham@compuserve.com*

## Have You Met the Pea Weevil?


This week I met a new insect pest, new to me anyway. I thought it might be new to some you too. It is the bean weevil, *Acanthoscelides obtectus*. It's a beetle that is a close relative of the weevils, having a short, broad snout. I found them escaping from a bag of bean seed.

The USDA Yearbook of Agriculture, 1952, has seven pages devoted to this insect, calling it the pea weevil. It was a limiting factor in commercial pea production at one time. More recent texts, such as *Entomology* (Gillot, '80) call it the bean weevil, with *Bruchus pisorum* being called the pea weevil.

The life cycle is simple. Adults overwinter in protected areas such as crevices in tree bark, plant debris, or buildings near their last feeding site. They emerge in the spring when peas are blooming. Adults feed on pollen, nectar, and possibly foliage before mating. Egg laying coincides with pod development. The tiny orange to lemon-colored oval eggs are laid singly or in pairs on the outside of the pod. As the insect develops inside it, the egg darkens in color. Depending on temperature they hatch in 4 to 14 days, with the average being nine. The larva chews its way into a developing pea where it feeds from 4 to 8 weeks until it is ready to pupate. The warmer the temperature, the faster the development. As the season progresses, eggs are laid on bean pods as they become available. The mature larva cuts a perfect circle through the seed coat and pupates. If the pea or bean is now in storage the adult emerges, feeds on seeds, mates, and the cycle continues with eggs being laid on dried seeds. In the garden there is one generation most years.

Homeowners might find them in their kitchen or vegetable garden. Contaminated food products should be thrown out. Infested bean seed can be stored in the refrigerator to slow development of the beetle but still keep seed viable. Remember that germination percentage will

probably be reduced. Vigilance and hand picking should help if this insect ever becomes a problem in the home garden. Also, keeping the garden and surrounding area free of plant debris and other litter will reduce overwintering sites which should reduce the population.



It's not a beautiful bug, such as the golden tortoise beetle, but it does have its own unique characteristics that make it cute, in my opinion. It is a sumo wrestler in the little beetle class, being 4 mm long (2/16th in.) and half as wide. The grayish-brown, hairy wing covers do not extend to the end of the abdomen. The head, barely visible from above, is extended downward forming a broad snout

much like some weevils.

Maybe you will meet the bean weevil this summer as you volunteer!

Rose Hiskes, Horticulturist, Vernon

---

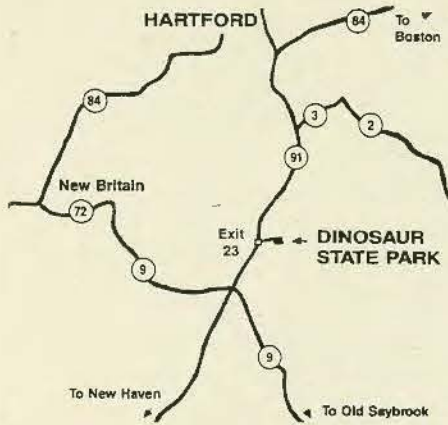
## CMGA Display

Throughout the state, Connecticut Master Gardeners are involved in all kinds of worthwhile projects, both large and small, setting up community gardens, working with the elderly and kids, giving workshops, and much more. At regional conferences it is customary to display these activities for the benefit of others. Someone in another state may be working on a project similar to yours and want to share experiences with you.

At our Regional Conference in September we will set up a table to show off the many volunteer projects of Connecticut Master Gardeners. We have a display unit, a table, a coordinator, and now all we need is photos and information from you. Kate Cheromcha has agreed to put together an exhibit. She can be reached at 860-439-0099. Please get in touch with her, let her know about your project, and arrange to get some material to her.




## About Dinosaur State Park



Located one mile east of Exit 23 (West Street) on Interstate 91, a few miles south of Hartford. (860-529-8423)

The park has the largest dinosaur track site in North America. The Exhibit Hall, housed under a geodesic dome, shelters a stunning display of Jurassic tracks. The Park's 200 million year old sandstone trackway is a Registered Natural Landmark.

The Park has nature trails through a variety of environments and a 300-foot-long swamp boardwalk. There is a store with books, models, posters, minerals, and fossils.



## A Bag o' Dirt

Recently as I was taking several soil samples to the post office to mail to Storrs for testing, I was reminded of the first time I did this. I wondered what the postal worker would think of this #10 envelope with a bag attached to it.

As I handed it over I asked "Do you know what this is?" She replied "Sure, it's a bag o' dirt." Thinking to myself, it's soil not dirt, I asked if she had a garden. The reply was, "Yes, we did last year. The kids had a great time throwing the squash over the fence on to the road and watching them get squashed."

And just how do you mail something where the envelope goes 1st class and the attached bag o' dirt goes 3rd class?

*Susan Munger, New London*

## Seeking Group Leaders

On the last Saturday of every month through October, 15 beginning-intermediate home gardeners have registered for classes from 9 to 11am at The Everview Inn in Woodbury, CT.

Please call Innkeeper Sue Baer, 203-266-4262, if you would like to be a Guest Master Gardener volunteering your knowledge and experience. Sue can tell you which topics and dates are still open.

To receive a conference registration packet, call 203-248-7237 or mail the form below to

North Haven Cooperative Extension Center  
 1998 Master Gardener Regional Conference  
 305 Skiff Street  
 North Haven, CT 06473-4451



Master Gardener Northeast Regional Conference  
 September 23-26, 1998, Cromwell, Connecticut

To receive a registration packet, please return this form. PLEASE PRINT:

Name: \_\_\_\_\_  
 Address: \_\_\_\_\_  
 City: \_\_\_\_\_ State & Zip: \_\_\_\_\_

## Calendar

### March 28, 1:30 pm

Butterflies to Know and Grow. Part of series of workshops for landowners of large and small properties. Held at Kellogg Environmental Center (KEC) in Derby or Bent of River Audubon Sanctuary (BRAC) in Southbury. Endorsed by Connecticut Butterfly Association, New Haven Bird Club, Connecticut Master Gardeners Association. The butterfly workshop is at KEC, Derby, CT.

For information call Roger Lawson, KEC, 203-734-2513

### May 23, 1:30 pm

Wildlife Plantings for Your Yard. Workshop at KEC. See March 28 above.

### June 13, 9:30-noon

Annual spring statewide membership meeting for all Connecticut Master Gardeners. At Dinosaur Park. See inside for details.

### June 19 & 20, 10 am-4 pm

Lyme Garden Tour. 7 beautiful gardens and 5 homes. Garden Boutique with Box Lunches available by advance registration. Tour tickets \$18 per person in advance; \$20 on the day. Send stamped, self-addressed envelope and check payable to CFA Lyme/Old Lyme Auxiliary, Lyme Garden Tour, P.O. Box 1047, Old Lyme, CT 06371. Or call 860-442-2797, ext 420.

### June 27, 1:30 pm

Managing Native Fields with Fire. Workshop at BRAC, Southbury, CT. See March 28 above.

### July 25, 1:30 pm

Sound Gardening. KEC Workshop. See March 28 above.

### Sept. 23-26, 1998

Master Gardener Regional Conference, Radisson Hotel, Cromwell, CT. Conference takes place on Thursday and Friday, Sept. 24 and 25. Optional trips and activities on Sept. 23 and 26.

# REGISTER NOW FOR THE REGIONAL CONFERENCE!

Susan H. Munger  
11 Plant Street  
New London, CT 06320

- Newsletter deadline:  
MAY 1, 1998
- June 13 Annual  
Spring CMGA  
Meeting



Robert Sherman  
15 Fire Tower Rd  
Killingworth CT 06419



## Dear Fellow Master Gardeners,

**P**ack your picnic and load up your beach chairs (or blanket) and join us at the CMGA meeting on Saturday, June 13. Spouses and significant others are welcome.

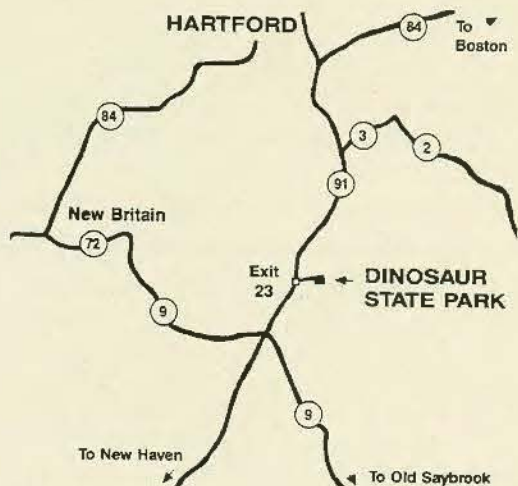
- Where: Dinosaur State Park in Rocky Hill
- When: 9:30 am-noon
- What: *Butterflies of Connecticut*, presented by speaker from the Connecticut Butterfly Association
- Short CMGA meeting to talk about the Regional Conference
- Tours following the meeting of the park's butterfly garden and/or the 10-acre arboretum of Jurassic plants.

Also, the following items will be for sale:

- Regional conference t-shirts, available here for the first time.
- Superb gardening books—purchased by CMGA and priced at cost for members only. As of this date, the titles haven't been selected. But I guarantee satisfaction!
- Hackberry trees for \$10. Read about the importance of hackberry trees elsewhere in this newsletter.

Remember, Saturday, June 13, at 9:30 am. See you there!

*Pamela Weil, CMGA President, 203-259-5173 (anytime)*



Dinosaur State Park is 1 mile east of Exit 23 (West Street)

### 20th Anniversary

Were you in the first Master Gardener program offered in the state of Connecticut?

- Did you take the course in 1978?
- Do you know someone who took the first course?

If you can answer "yes" to any of the above questions, would you please let us know.

Marie Dube, Master Gardener Coordinator, is gathering information with the idea of having a 20th anniversary celebration for CMGA at the upcoming September Regional Master Gardener Conference. Please contact Marie at 305 Skiff Street, North Haven, CT 06473-4451 (203-789-7865).

*President Pamela Weil / Vice President Mira Schachne / Secretary Andrea Masisak / Treasurer Larry Van der Jagt  
Special Projects Jeanné R. Chesanow, Gail Collins / Historian / District Coordinators: North: / South: / East: Positions Open  
Past Presidents: Jonas Zucker / Robert McNeil / Wendy Donnelly / Paul Brown / Robert Sherman*

*Newsletter Editor Susan Munger*

Deadline for July/August 1998 Newsletter: July 1, 1998

Mail or fax articles and ideas to Susan Munger, 11 Plant Street, New London, CT 06320 Tel/Fax: 860/443-2261; e-mail noldham@compuserve.com

To further the purpose of CMGA, which is to serve the community, please consider the following.

### HELP NEEDED

The University of Connecticut Cooperative Extension System Master Gardener Program in partnership with Connecticut Special Olympics and the ARC of Connecticut is reaching out to challenged individuals who wish to participate in gardening activities. Master Gardeners are needed to work with these individuals and their staff to create gardens to enhance their homes and neighborhoods. Several students from this year's class are already involved but many requests for help remain unmet. If you are interested, call Julia Griswold, 860-535-3061

### Hort Therapy Conference

The New England Chapter, American Horticultural Therapy Association, holds its annual conference, June 26-27, on *Theory, Practice, and Evaluation—An Integrated Approach to Horticultural Therapy*, in Simsbury, CT. For information call Eva Chomicz, 860-658-3942.

Sessions on barrier-free gardens, urban community gardening, and therapeutic water gardens, plus hands-on crafts. Panel discussions present case studies where HT, OT, and TR professionals offer individual perspectives. Tours of Hartford Hospitals' streetscape and meditation gardens, Haight Winery, and Elizabeth Park rose garden included.

### Harkness Update

*Eolia*, the mansion at Harkness Memorial State Park, Waterford, has been undergoing restoration work. The Grand Opening with Governor and Mrs Rowland is scheduled for June 19, 10 am. The event is open to the public.

Garden tours are scheduled for June 26 and 27, 10 am to 4 pm. Box lunches will be served and the Garden Boutique will be open.

Summer teas will be held July 12, August 9, and September 13 under the Pergola overlooking the Italian Garden. Since the plantings are young, Beatrice Farrand's design for paths, walks, and beds will be clearly visible.

Master Gardener volunteers have helped to make the gardens truly beautiful. Be sure to find time to visit Harkness Park.

### UConn Home & Garden Center

The new Home and Garden Center at UConn opened for business on April 25. The HG Center is designed to meet the needs of an increasingly sophisticated audience interested in a wide variety of issues including horticulture, entomology, food safety, drinking water, septic system management, family financial management and lead poisoning/indoor air quality.

Staff at the Center can be reached from around the state during normal business hours by calling the toll-free number at 877-486-5428 or by writing (or stopping at):

The Home and Garden Center  
Ratcliffe Hicks Building, Room 4  
1380 Storrs Road, U-115  
University of Connecticut  
Storrs, CT 06269-4115

The goal of the HG Center is to become a highly respected and visible educational outreach program by providing accurate, thorough and timely information to the citizens of Connecticut. The use of current technology enables the Center to involve faculty and staff of the UConn College of Agriculture and Natural Resources located at the Storrs campus and across Connecticut at our eight Extension centers.

Roy Jeffrey, A/NR Program Coordinator,  
UConn Cooperative Extension

### Kellogg Center

The Kellogg Environmental Center in Derby is looking for volunteers to help with three projects: a seasonal plant walk series called "The Changing Flora of Osbornedale State Park;" the planning and development of a butterfly garden for teaching and demonstration of backyard wildlife habitat; and curation of the small herbarium used for teacher workshops, exhibits, and as records for the State Natural Resource Diversity Data Base. If interested in any of these projects, please contact Roger Lawson, Kellogg Environmental Center, Box 35, Derby, CT 06418, 203-734-2513, from 8:30 am to 4:30 pm.

## The Hackberry Tree

Help create habitats in Connecticut for the Hackberry Emperor, Tawny Emperor, and American Snout butterflies. As their habitats have diminished, these rare and beautiful butterflies have dwindled in population.

These butterflies depend on the hackberry tree, which is their only larval food. Hackberries are disappearing from our state. Not only are they wonderful for butterflies (Mourning Cloaks and Question Marks love it, too), their berries are also delectable to birds.

The Connecticut Butterfly Association (CBA) is gathering information on the location of existing hackberries in Connecticut. If you have a hackberry tree or have seen a hackberry, call Jim Nicholas, "Hackberry Jim," at 860-257-7780.

The CBA has identified several naturally occurring stands of hackberry in three areas of the state: the central area near Hartford, dotted along the coast, and in the west along Route 7 primarily in the New Milford area.

Help connect the dots on the hackberry map and plant a hackberry tree in your yard. When you do, remember to call Hackberry Jim! Hackberries are vital to the survival of these butterflies.

Common hackberry (*Celtis occidentalis*) can grow to 75 feet in rich moist soil. It's a native plant hardy to zone 3a, and tolerates dry, heavy or sandy, rocky soils, acid or alkaline conditions, moderately wet or very dry areas, wind and full sun.

These are not, however, specimen trees because they are prone to attack from witches' broom, hackberry nipple gall, powdery mildew, and leaf spots. Plant them somewhere out back or to the side where the butterflies and birds can enjoy them but you won't see them up close.

[The above is excerpted from *The Connecticut Gardener*]

## The Beautiful Crabapple

May is the month for most varieties of crabapples to burst into flower. The length of bloom time may be only a few days or last up to two weeks. Even when the blossoms are white, the buds are tinged with red, which also creates a beautiful effect. The opened blossoms of crabapples range in color from white to pink to dark purplish red. The sight of an orange Baltimore oriole or a red cardinal hopping around among magenta crabapple blossoms is an example of how Mother Nature can combine colors in ways we lesser mortals should avoid.

*Hoedown*, the Rhode Island Master Gardener newsletter, quotes crabapple expert Dr. Larry Englander, "Crabapple bloom time is entirely weather dependent. Buds expand on the warm days and stop dead in their tracks when it is cool again."

A common disease of crabapples is the insidiously but nonlethal apple scab. At first, dull smoky areas appear on new leaves; these later become olive colored and velvety. The diseased area becomes a more pronounced spot, which may be raised or puckered on the back. The leaves yellow and fall off to the point that the tree may be defoliated by mid-summer. While this may not be the look you want, before rushing out to purchase sprays, look on the bright side. First of all, the tree will not suffer permanent damage and will be back in full brilliance the following spring. Secondly, plantings beneath the tree will perk up with the increased sunlight as fall approaches.

Susan H. Munger, New London

To receive a registration packet for the **Master Gardener Northeast Regional Conference**, call 203-248-7237.

September 23-26, 1998, in Cromwell, Connecticut

Enrollment is filling up for the 31 workshops, 12 tours, and other events.

### Calendar

**May 9, 9am-4 pm**

Haddam Land Trust Native Plant Sale, Higganum Center.

**May 20, 10a-noon**

Show & Tell Diagnostic Clinic. West Hartford Extension Office. Bring lunch & go on afternoon tour. Call Marie Dube, North Haven Office, for details, 203-789-7865.

**May 23 & 24, 10 am- 5 pm**

New England's largest Bonsai Exhibit. Pond House, Elizabeth Park, Asylum Ave., Hartford. 100 miniature living trees, some over 100 years old. Demonstrations. For information call Sally Cartwright 860-724-0284

**May 23, 1:30 pm**

Wildlife Plantings for Your Yard. Workshop Series for land-owners. At Kellogg Environmental Center (KEC) in Derby or Bent of River Audubon Sanctuary (BRAC) in Southbury. Endorsed by Connecticut Butterfly Association, New Haven Bird Club, CMGA. This workshop is at KEC, Derby, CT. For information call Roger Lawson, KEC, 203-734-2513

**June 2, 10 am**

Tour of Broken Arrow Nursery, Hamden. Call Marie Dube, North Haven Office for details, 203-789-7865.

**June 6, 10 am-4 pm**

Killingworth House & Garden Tour. Tickets at Killingworth Library in advance \$12, on the day \$15. 860-663-2000

**June 13, 9:30-noon**

Annual spring membership meeting for all Connecticut Master Gardeners. At Dinosaur Park. See page 1 details.

**June 16, 10a-noon**

Show & Tell Diagnostic Clinic. Haddam Extension Office. Call Marie Dube, North Haven Office for details, 203-789-7865.

**June 19 & 20, 10 am-4 pm**

Lyme Garden Tour tickets \$18 in advance; \$20 on the day. Send stamped, self-addressed envelope and check payable to CFA Lyme/Old Lyme Auxiliary, Lyme Garden Tour, P.O. Box 1047, Old Lyme, CT 06371. Or call 860-442-2797, ext 420.

**June 27, 1:30 pm**

Managing Native Fields with Fire. Workshop at BRAC, Southbury, CT. See May 23 above.

**July 16, 10a-noon**

Show & Tell Diagnostic Clinic. West Hartford Ext. Office. Call Marie Dube, North Haven Office for details, 203-789-7865.


**July 25, 1:30 pm**

Sound Gardening. KEC Workshop. See May 23 above.

**Sept. 23-26, 1998**

Master Gardener Regional Conference, Radisson Hotel, Cromwell, CT. Optional trips and activities on Sept. 23 & 26.

*Bethel*



Marie Dube  
455 Amity Rd  
Woodbridge, CT 06525

- June 13 Annual Spring CMGA Meeting
- Newsletter deadline: JULY 1, 1998
- Susan H. Munger  
11 Plant Street  
New London, CT 06320





It's not too late, but...

## The 1998 Northeast Regional Master Gardener Conference Is Fast Approaching!

**M**aster Gardeners from 13 states, from Maine to Virginia, will be coming to Connecticut in September. Many are coming early to go on preconference tours of Fairfield County gardens. Others will be going on a post conference tour to Newport, RI.

The conference is a great opportunity to find out how Master Gardeners do it in other states.

- Share ideas on projects
- Get new insights on how to pass on the word about gardening
- Make new friends, renew old acquaintances.

The conference itself takes place on

**Thursday, September 24 and**

**Friday, September 25**

**at the Radisson Hotel in Cromwell.**

Among the great workshops are

- *Woody Plants for Four Seasons*, by Dr. Richard Jaynes;
- *Introduction to Grafting*, by Dr. Richard Kiyomoto, and
- *The Role of Naturalistic Landscaping*, by Dr. William Niering.

If tours are more your thing, you've got great choices here too, including Millane Nurseries with over 850 varieties of trees, shrubs, ground covers, perennials; Elizabeth Park for rock, ornamental grass, perennial and annual gardens; Shoyan Tien Tea Garden at Wesleyan University.

To receive a registration packet for the conference call 203-248-7237. Enrollment is filling up. So make your choices out of the 31 workshops, 12 tours, and other events *now*.

*And join the fun!*

---

### From the Editor

After four years of editing and producing the newsletter for CMGA, I have decided the time has come to pass the assignment on to someone else. The next newsletter will be my last. If anyone is interested in taking it over, please feel free to call me at 860-443-2261.

The newsletter is a lot of fun for someone who likes to write about gardening and enjoys the Master Gardener Program. So please think about it.

Susan Munger, New London

---

*President Pamela Weil / Vice President Mira Schachne / Secretary Andrea Masisak / Treasurer Larry Van der Jagt  
Special Projects Jeanné R. Chesanow, Gail Collins / Historian / District Coordinators: North: / South: / East: Positions Open  
Past Presidents: Jonas Zucker / Robert McNeil / Wendy Donnelly / Paul Brown / Robert Sherman*

*Newsletter Editor Susan Munger*

*Deadline for September/October 1998 Newsletter: September 1, 1998*

*Mail or fax articles and ideas to Susan Munger, 11 Plant Street, New London, CT 06320 Tel/Fax: 860/443-2261; e-mail noldham@compuserve*

## Annual Spring Meeting

The CMGA Annual Spring Membership Meeting was held on June 13 at Dinosaur State Park in Rocky Hill. In spite of rainy weather about 40 Master Gardeners attended. CMGA Secretary Andrea Masisak took notes, which the following report is based on.

### Treasurer's Report.

Larry Van der Jagt, CMGA Treasurer, reported that CMGA is in excellent financial shape. There is \$10,673 in the checking account and \$5,176 in a 6-month CD. We have made our seed money contribution for the Northeast Regional Conference.



### Regional Conference Update.

Members and chairpersons of the various Regional Conference planning committees introduced themselves and asked for volunteers to help out at the conference. CMGA President, Pamela Weil had sign-up sheets and asked for help from anyone with computer expertise.

To date 290 Master Gardeners have registered for the conference and it is expected that we will reach the 500-person maximum. In an effort to keep costs down, conference volunteers will not receive a discount or any monetary compensation for their services.

### Spring 1999.

CMGA is considering partnering with the New England Wildflower Society in sponsoring a symposium in the spring of 1999. The NE Wildflower Society will be starting a Connecticut chapter. CGMA would like several Connecticut horticultural organizations to be

showcased to broaden the appeal for all Master Gardeners.

The symposium is tentatively scheduled for March at Manchester Community Technical College. CMGA would not hold an additional symposium.

### Books for MG Offices

CMGA purchased copies of the American Phytopathological Society *Compendium of Conifer Diseases* for each of the Master Gardener offices.

### Slate of New Officers

Volunteers were sought to serve on the Nominating Committee for new CMGA officers. Pamela will call on members who would be interested in serving. The Nominating Committee will select a slate of officers to be voted on at the fall CMGA membership meeting. Suggestions were made for a potluck dinner for the fall meeting instead of an educational meeting.

### Thanks

Pamela thanked Rose Van der Jagt for putting together the CMGA Membership Directory.



Various items were for sale at the meeting, including the new Northeast Regional Conference T-shirts, hackberry trees to attract butterflies, and Timber Press

books at great savings.

A talk on Butterflies in Connecticut was given by John Himmelman, cofounder of the Connecticut Butterfly Association, and some members braved the rain to tour the Dinosaur Park's arboretum of Jurassic plants.



## Plant Science Day

The Connecticut Agricultural Experiment Station will hold its annual Plant Science Day open house at Lockwood Farm in Hamden from 10 am to 4 pm on **Wednesday August 5**.

The free event will feature about 70 field plots, demonstrations, and barn exhibits accessible throughout the day, and several scheduled talks.

### Samuel W. Johnson Memorial Lecture

John Lyman III of Middlefield, vice president of Lyman Orchards, will deliver the Samuel W. Johnson Memorial Lecture, *A Vision of Connecticut Agriculture in the 21st Century: Why the Future Is Bright*, at 11:30.

### Other talks will be

- *Lyme Disease and Tick Control*, by Kirby C. Stafford III, at 10:15
- *Hydroponics: Growing Vegetables without Soil*, by Martin P.N. Gent at 1:15
- *Growing Vegetables without Insecticides*, by Kimberly A. Stoner, at 2:45

### Demonstrations

- Todd L. Mervosh will give a demonstration on managing weeds at 10:45
- Mary K. Inman will give a demonstration on pruning of ornamental shrubs at 2:15.

### Exhibits

The barn exhibits will be on

- mosquito trapping and testing for the eastern equine encephalitis virus;
- E. coli in cider;
- sources of lead in maple syrup;
- control of ticks on white-tailed deer;
- molecular cloning of corn; and
- a disfiguring disease of black birch.

### Question & Answers

A Question-Answer tent will be staffed with experts on insects, plant diseases and soils

throughout the day. Visitors are encouraged to bring samples for identification.

### In the Field

The field experiments and demonstrations include

- a butterfly garden,
- a display garden of plants introduced by Connecticut nurserymen, and
- beekeeping, including live bees.

Numerous experiments involving such plants as asparagus, tomatoes, grapes, eggplants, lettuce, and medicinal herbs will be displayed.

Visitors are encouraged to bring a picnic lunch. Coffee and punch will be available free, and hot dogs and hamburgers will be available for purchase. A shuttle bus will run around the farm. Parking is free.

Lockwood Farm is at the intersection of Evergreen and Kenwood Avenues, one block from Route 10 (Whitney Avenue) in the Mt. Carmel section of Hamden.

For more information call 203-974-8500.

## Calendar

**July 22, 9:30 am-3 pm**

Summer Master Gardener Tour. For details see page 4.

**July 25, 1:30 pm**

Sound Gardening. Kellogg Environmental Center, Derby. For information call 860-734-2513.

**August 5, 10 am-4 pm**

Annual Plant Science Day sponsored by the Connecticut Agricultural Experiment Station. For details see inside.

**Sept 23-26**

1998 Northeast Regional Master Gardener Conference: Sound Gardening: A Vision of the Future. Radisson Hotel, Cromwell CT.

### Master Gardener Tour

All Master Gardeners are invited...

To attend the Summer Master Gardener Tour

Wednesday, July 22, 9:30 am-3 pm.

Tour the UConn Plant Science Research Facility on Route 195 in Storrs.

Come and spend the day at the Research facility and visit with your fellow Master Gardeners from around the state. We have a variety of activities and projects planned, including

- *turf*—fertilization practices, variety selection and integrated pest management
- *woody and herbaceous ornamentals*—new varieties, management approaches
- *soil testing*—meet new lab manager, Dawn Pettinelli, and hear about current and future work at the Soil Testing Lab

- *invasive species*—ongoing work with purple loosestrife
- *vegetables*—All-American trials (maybe even some taste testing), integrated pest management, cultural management

In addition, visit the new Home and Garden Center!!

Bring a brown bag lunch. Refreshments will be provided.

A great experience for new Master Gardeners and more experienced ones. Guests are welcome.

For further information and directions to the research facility, please call the Home and Garden Center (toll free) at 877-486-6271.



Robert Sherman  
15 Fire Tower Rd  
Killingworth, CT 06419

Enid Sherman  
15 Fire Tower Rd  
Killingworth, CT 06419

Tour UCONN Plant Science  
Research Facility  
July 22

Newsletter deadline:  
SEPTEMBER 1, 1998

Susan H. Munger  
11 Plant Street  
New London, CT 06320





## Dear Fellow Master Gardeners,

**I**t's almost here! The 1998 Northeast Regional Master Gardener Conference. So far, about 450 Master Gardeners are registered to attend.

As you know, we are cosponsoring this event with the Connecticut Agricultural Experiment Station and the University of Connecticut Cooperative Extension System. Representatives from these organizations have attended meetings and contributed their expertise, but it is the members of our own Master Gardener Association who are the nuts and bolts of this conference. As an organization, we have much to be proud of—this conference could not take place without the energy and enthusiasm of our members. Please join me in thanking the following Master Gardeners:

### Members of the Steering Committee

Cheron Barton, *Transportation Chairperson*  
Anne Binnie, *Hospitality Chairperson*  
Carol Grillo, *Registration Chairperson*  
Ellen Morse, *Speaker Chairperson*  
Susan Munger, *Steering Committee Recording Secretary*  
Mira Schachne, *CMGA Vice President & Steering Committee Recording Secretary*  
Bob Sherman, *CMGA Past President*  
Larry Van der Jagt, *CMGA Treasurer & Conference Treasure*  
Claudia Van Nes, *Tour Chairperson*  
Conference Registrar: Joanne Luich

Conference Program: Craig Helmrich

### Hospitality Committee:

Anne Binnie, *Chairperson*  
Evelyn Anderson, Joan Clow, Florence Gandolfo, Jo Ann Mariani, Anne Ravenda, Cecelia Wallace

### Exhibits & Vendors Committee

Julia Griswold, *Chairperson*  
Dorothy Cheo, Arlene Hartmann, Walter Holmes, Susan Munger, Dorothy Smith, Susan Vincent

### Registration Committee

Carol Grillo, *Chairperson*  
Nancy Angelopoulos, Sally Burgess, Betsy Gross, Joanne Luich, Mira Schachne, Lillian Weaver

### Speaker Committee

Ellen Morse, *Chairperson*  
Florence Marrone, Roy Jeffrey

If we were to try to count the hours these volunteers have given, I can't imagine! I know I couldn't even count that high!

Everyone is deserving of our thanks and appreciation. Without all of you, there would be no conference!

**See you on September 24 and 25!**

*Pamela Weil, CMGA President, 203-259-5173 (anytime)*

---

*President Pamela Weil / Vice President Mira Schachne / Secretary Andrea Masisak / Treasurer Larry Van der Jagt  
Special Projects Jeanné R. Chesanow, Gail Collins / Historian / District Coordinators: North: / South: / East: Positions Open  
Past Presidents: Jonas Zucker / Robert McNeil / Wendy Donnelly / Paul Brown / Robert Sherman*

*Newsletter Editor Susan Munger*

*Deadline for November, December 1998 Newsletter: November 1, 1998*

*Mail or phone articles and ideas to Kate Cheromcha, 9 Northwood Rd., Quaker Hill, CT 06375 / Phone: 860-439-0099*

## Cornucopia Fest '98

Come discover your College of Agriculture and Natural Resources at the 4th annual Cornucopia Fest!

Sunday, September 27  
from 10 am to 3 pm,

At the

College of Agriculture and  
Natural Resources  
University of Connecticut.

Route 195 and North Eagleville Road  
in Storrs

- ☞ Surf the Web, take a hayride, have your ailing plants diagnosed by the Plant Doctor.
- ☞ Take a guided hike in UConn's own forest. Ask the Vet, visit the LERIS lab and see how Connecticut looks from space.
- ☞ Bring a soil sample and get a free pH test.
- ☞ Ride the Personnel Lift, learn the best turf types for your yard and try the putting green.
- ☞ Learn how to manage your fish pond, talk to our faculty and learn about our "Education with a View." Come to an auction to benefit the College.
- ☞ And visit the Scooper Bowl for a Cornucopia ice cream cone.

Admission

*Free*

*Everyone Invited!*



## Moving On

With mixed feelings I am giving up editing the CMGA newsletter this month to move onto other projects. We are very fortunate to have another Master Gardener step forward to take over with the next issue.

She is Kate Cheromcha of Quaker Hill, here in southeastern Connecticut. Kate took the Master Gardener course in 1997 and is involved in various projects, including the handicapped gardens at Harkness State Park. She also helps out in the Norwich office and is putting together a CMGA exhibit for the Regional Conference.

If you have stories, information, or ideas for the newsletter you can contact Kate at 9 Northwood Road, Quaker Hill, CT 06375. 860-439-0099.

The newsletter is the work of several people, who I would like to acknowledge. For more years than I have put in, Arlene Hartmann of Uncasville has taken care of the mailing: picking up the newsletter at the printer's, labelling, stamping, and delivering it to the post office. My husband, Neild Oldham, is the desktop publishing genius who has made up the pages and been the creative spark behind many of the design ideas. Needless to say, I couldn't have done the newsletter without Arlene and Neild.

One of my new projects is the gardens at the Shaw-Perkins Mansion in New London. The house was built in 1757. The layout of the gardens, although probably put in later, reflects the colonial period. Pat Beier, a new master gardener, has been working with us weekly on maintenance and planning the future. New plantings should reflect what would have been found in a garden in the second half of the eighteenth century.

And I want to find to time contribute to the CMGA newsletter. So, thank you, Kate, for taking over!

*Susan Munger, New London*

## The Black Vine Weevil


The black vine weevil (BVW), *Otiorhynchus sulcatus*, is a largely unseen pest of many common landscape shrubs and perennials, as well as small fruits. Adults feed on foliage at night, while larvae do the most damage by feeding on roots. So, in order to notice black vine weevil in the landscape, one needs to frequent their yard at night with a flashlight or regularly examine the roots of their plants. Needless to say, most gardeners don't do this, and so are frequently caught by surprise at the sudden death of a rhododendron or primrose.

### Description

Adults are around 3/8" long, black with patches of yellow hairs on the wingcovers or elytra. The elytra are fused and so adults cannot fly. The head is extended downward with chewing mouthparts found at the lower end. Antennae are elbowed and originate on the snout near the mouthparts. Pupae are creamy white with rudimentary wings and legs visible. The legless, humpbacked larvae are also creamy white with a brown head capsule.

### Life Cycle

For the most part, this insect overwinters as larvae in the soil, with pupation occurring in the spring and adults emerging in June. Some feeding occurs before eggs are laid. Adults, which are entirely female (no males needed in this species), prefer to lay eggs in moist soil. Adults can lay up to 400 eggs over a two- to three-month period, of which 5 to 20% usually hatch. Larvae emerge in 10 to 14 days, move through the soil to find roots and begin feeding. Larvae feed for three to five months and will go as deep as a foot into the soil. There is one generation per year. However, adults may live for several years and overwinter in the soil along with the larvae. These adults emerge sooner in the spring, extending the period of BVW activity and causing overlap of the life stages.



### Damage

Larvae cause the most damage by feeding on roots. Small shrubs can be killed. As the larvae mature, they feed on larger roots and will eventually feed on root bark, girdling the plant near the soil line. In herbaceous plants such as perennials and strawberries, larger larvae eat the crown of the plant.

Adults notch the margins of leaves. In compact plants, such as yews, feeding occurs near the center of the canopy, where weevils rest during the day. Their feeding rarely causes the death of a plant, but should be used to determine whether treatment is needed to prevent larval feeding. If foliar notching is found all over the plant, a closer examination of the root zone is called for.

### Hosts

Yew and rhododendron are the most frequent hosts in the home landscape, but many other woody trees, shrubs, perennials, and small fruits may be attacked. Trees and shrubs such as hemlock, azalea, euonymus and spruce may be attacked. Spruce is tolerant of BVW feeding.

Perennials such as primrose, bergenia, and heuchera are hosts for BVW. Impatiens, an annual, can also be a host. Strawberries are highly favored by BVW, but blueberries and other small fruits are also attacked.

### Control

Before purchasing any yews or rhododendrons, homeowners should inspect for signs of fresh notching on foliage. If necessary, inspect the root system. Prevention is a key strategy here. Burlap traps, consisting of a rectangle of burlap stapled to a wooden stake and tied up, can be put near damaged shrubs with the burlap in contact with the ground. Adult weevils can be taken out during the day and destroyed. Acephate is labeled for

*Continued on page 4*

## Planning a Regional Conference

Various members of the steering committee guiding the 1998 Master Gardener Regional Conference into existence were asked to comment recently on the most exciting, satisfying, frustrating, or otherwise notable aspect of their work.

Here is what they said.

We have an incredible roster of speakers who have been truly delighted to do something for us. They believe in the Master Gardener Program.

—Ellen Morse, Program Committee Chair

As a relative newcomer to the area, I have had a chance to explore the state, to get out and drive on beautiful, scenic, country roads.

—Charon Barton, Transportation Chair

The IRS bureaucrats in Ohio said our Connecticut validation was incorrectly worded by the State. So I got Ohio to talk to Connecticut and straighten things out.

—Mira Schachme, Vice President, CMGA

[Mira obtained federal and state not-for-profit status for CMGA, a process that took over a year to complete.]

My biggest thrill was when I handed over the first pile of checks to treasurer Larry Van der Jagt.

—Carol Grillo, Registration Committee Chair

It was a memorable moment early on when we met in West Hartford and decided which organization—UConn Extension, the Experiment Station, or CMGA—was going to take the lead. CMGA took the lead and has done a great job!

—Dr. Nancy Bull, Associate Director,  
Cooperative Extension System

It's been very nice meeting Master Gardeners from all around Connecticut and seeing so many giving of their time. It was a challenge soliciting things from companies—and very satisfying when they did give something.

—Anne Binnie, Hospitality Chair




*Black Vine Weevil continued on page 4*

control of black vine weevil but is not always effective. Some controls being researched at the Connecticut Agricultural Experiment Station are insect pathogenic nematodes applied to the soil to control larvae and horticultural oil used as an adulticide. Research is also being done on promoting ground beetles, which eat BVW.

At the Insect Days exposition sponsored by the Connecticut Natural History Museum in August, I saw a display entitled "Evil Weevils." Sure enough, there in the top row was the black vine weevil, a very evil weevil indeed!

Rose Hiskes, Horticulturist, Vernon

The logo for the 1998 Northeast Regional Master Gardener Conference (Sept. 23-6) features the blossom of the Mountain Laurel (*Kalmia latifolia*), Connecticut's beautiful state flower. The background waves suggest Long Island Sound and other waters of Connecticut, which we need to protect through Sound Gardening methods.




## Book Review

*So Fine a Prospect:  
Historic New England Gardens*

The gardens described in this book date from the late colonial period to the early 20th century, and include Vaucluse in Portsmouth, RI; Roseland in Woodstock, CT; and *Eolia*, the Harkness Estate, in Waterford, CT. However, as the author explains in the introduction, this book is also a social history of New England. She writes,

"Curiosity led me to investigate the condition under which some of New England's most important gardens were created during the first century and a half of this nation's independent life. People express through their gardens the degree of their self-confidence as well as their attitudes toward the land. Some have sought to dominate the place they called their own, whereas others have tried to enhance the inherent qualities of the landscape. The names that people have given to their places often reveal their intentions as well as the sources of their inspiration: Roseland, Belmont, The Vale."

Kirk Boott came from England in 1783 for Boston. He found the New England climate to be harsh, which may have inspired him to build a greenhouse in which he grew lettuce through the winter in enough quantity to give some away to friends.

**Hospitality Volunteers Needed**

If you'd like to offer a little bit of your time at the Regional Conference to help out with Hospitality, please call Anne Binnie at 203-748-0286 and find out what times are available.


Another garden is The Mount, built by Edith Wharton in Lenox, MA. Wharton had some help from her niece Beatrice Jones, later Farrand. She describes the garden in 1905 like this:

"...a mass of blooms. Ten varieties of phlox, some very gorgeous, are flowering together by August...and then the snapdragons, lilac & crimson stocks, penstemons, annual pinks in every shade of rose, salmon, cherry & crimson—the Hunnemanian [a Mexican poppy], the lovely white physostegia, the white petunias, which now form a perfect head...it looks, for a fleeting moment, like a garden in some civilized climate."

Edith Wharton did much serious writing and gardening at The Mount but this was no isolated retreat for her. She also partook of the rich social life of Lenox.

Clearly, the gardens described in this book are not your average ones. This is not a how-to book for someone wanting to reconstruct a period garden, but it is full of interesting social and gardening history.

The book is by Alan Emmet. The publisher is University Press of New England, 1996

**November Membership Meeting**

In your mailbox one fine October day, you'll find a postcard from CMGA with information about the November meeting and our slate of new officers. We're thinking of having an informal pot luck get together. And fun! But it will be more fun if you are there. Please plan to attend.

### Calendar

#### Sept 23-26

1998 Northeast Regional Master Gardener Conference:  
Sound Gardening: A Vision of the Future.  
Radisson Hotel, 100 Berlin Rd (Rte 372), Cromwell CT.  
860-635-2000

#### September 27, 10 am-3 pm

Cornucopia Fest '98 at UConn. See inside for details.

#### October 23

American Horticultural Therapy Association Fall Conference.  
Needs of adults with developmental disabilities, visual impairments, multiple disabilities, severe special needs. Watertown, MA. Contact Deborah Krause, 617-924-3434, Ext 23, or Lorraine Brisson, 413-584-4040

#### November

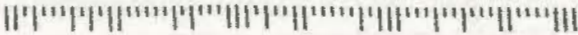
CMGA Membership Meeting to elect new officers. Date and place to be announced

### 1999 Calendars Available

Home and Garden calendars for next year are now available through the Cooperative Extension System Centers. They will also be on sale at the Regional Conference. Price \$5 plus \$1 if you want it mailed.

A new aspect of next year's calendar is tips for home safety and health as well as garden advice. You can find suggestions for maintaining water quality, managing household expenses, keeping and preparing food, as well as when to prune, to fertilize, and plant.

They are attractive and the price is right, so be sure to get several. They make great gifts.



06419X1209 05

Emid Sherman  
15 Fire Tower Rd  
Killingworth CT 06419

Robert Sherman  
15 Fire Tower Rd  
Killingworth CT 06419



Newsletter deadline: NOVEMBER 1, 1998

CMGA Membership Meeting in November

Susan H. Munger  
11 Plant Street  
New London, CT 06320







## Dear Fellow Master Gardeners ...

Welcome to the newly certified master gardeners! We hope you'll join CMGA—the Connecticut Master Gardener Association.

Our mission is educational. As stated in our bylaws, it is "to share knowledge and expertise and to offer help and assistance to the public through gardening and horticultural programs." Plus, there's the added bonus of getting to know a genuinely nice group of folks! We hope you'll come aboard.

Whether you are a newly certified master gardener or renewing your membership, just fill out the membership form on page 5 and send it with your \$10 check, to Larry van der Jagt, CMGA Treasurer. It's that simple!

I meet and hear about folks who would like to work on the 1998 Northeast Regional Conference, but aren't sure how to get involved. So here's a list of committee chairs—call 'em up!

### Vendors & Exhibits Committee

Julia Griswold—860-535-3061

### Hospitality Committee

Anne Binnie—203-748-0286

### Registration Committee

Carol Grillo—203-248-3002

### Tours Committee

Claudia Van Nes—860-526-3459

The **Speakers Committee** is not listed because the first phase of their work is complete! A total of 34 experts have accepted our invitation to

speak—Sydney Eddison, Mary Ann McGourty, Bill Deusing, Donna Fuss, Nancy DuBrule, Carol King, Dr. Sally Taylor, and Dr. William Niering are a few of the stellar folks.

Hats off to **Ellen Morse**, chair of the Speakers Committee! And kudos to committee members **Florence Marrone** and **Roy Jeffrey**.

The Tours Committee is finalizing plans. During the conference, tour choices will include:

- Connecticut College Arboretum
- Florence Griswold Museum and Gardens
- NOFA Farms
- Elizabeth Park
- Lockwood Farm Agricultural Experiment Station
- Winter Garden at Twombly Nursery
- Pucklehouse Herbs
- Shoyan Tien Garden

Plus on Friday we've scheduled (for an additional fee) a 3-hour boat trip down the Connecticut River with buffet dinner and banjo player! Congratulations to Tours Committee chair **Claudia Van Nes**, and members **Cheron Barton**, **JoAnn Greenwood**, and **Bob Taylor**.

There will be many ways Master Gardeners can help out in the months leading up to the Conference as well as during the Conference. So let us know what you'd like to do!

*Warmest wishes to all,  
Pamela Weil, President, CMGA*

*President Pamela Weil / Vice President Mira Schachne / Secretary Andrea Masisak / Treasurer Larry Van der Jagt  
Special Projects Jeanné R. Chesanow, Gail Collins / Historian / District Coordinators: North: / South: / East: Positions Open  
Past Presidents: Jonas Zucker / Robert McNeil / Wendy Donnelly / Paul Brown / Robert Sherman*

*Newsletter Editor Susan Munger*

*Deadline for January / February 1998 Newsletter: January 1, 1998*

*Mail or fax articles and ideas to Susan Munger, 11 Plant Street, New London, CT 06320 Tel/Fax: 860/443-2261; e-mail 70673.726@compuserve.com*

## UConn Yankee Nursery Online

The University of Connecticut Cooperative Extension System web site Yankee Nursery Online, [www.canr.uconn.edu/plsci/mbrand](http://www.canr.uconn.edu/plsci/mbrand), consists of five areas:

- 1) landscape plant materials
- 2) ornamentals extension personnel
- 3) nursery and landscape fact sheets
- 4) virtual campus plant walks (coming in the spring)
- 5) Yankee Nursery Quarterly

The "nursery and landscape fact sheets" section contains all 62 of the Horticulture Fact Sheets, which can be viewed and printed from any internet capable computer with a current version of Acrobat Reader using Netscape Navigator 2.0 and above or Microsoft Internet Explorer 3.0 and above. This means that you will have 24-hour a day access to fact sheets and Yankee Nursery Quarterly (at least one year old)

Visit [www.canr.uconn.edu/plsci/mbrand](http://www.canr.uconn.edu/plsci/mbrand) where you will find instructions for obtaining a free copy of Acrobat Reader and where you can look forward to additional UConn Extension publications to follow.

*Allen Fitzgerald, Norwich*

## Sound Gardening Program in Branford


A new sound gardening program will be held in Branford starting next spring. The town of Branford is concerned about water quality in its rivers running into Long Island Sound. Two neighborhoods will be selected. In one people will be asked to change their gardening practices; in the other no changes will be made. Water will be measure for nitrogen and bacteria content.

Master gardeners accepted into the program will work with UConn faculty and be asked to make a two-year commitment. For information contact Marie Dube, 203-789-7865 or Roy Jeffrey, 860-486-6271.

## Thinking About Opening Up a Farm Stand?

The Cooperative Extension System has a flyer "Farm Stands: Zoning and Building Code Considerations," prepared by Jim Gibbons, Cooperative Extension Educator.

He says, "While many people view the farm stand as an American institution representing the rural character of a community, others view them as commercial uses that should be regulated as to location, items sold, on-site characteristics, and hours of operation. This paper looks at roadside stands from the perspective of local officials, such as zoning commissioners, as well as those contemplating opening a farm stand." Aspects that must be considered include setback requirements; parking; dust, odor, noise control; drainage; and lights.



## Larch Loss

Master Gardener Toni Tabak of Waterford tells the following sad tale. Once he encountered a man who was lamenting the apparent loss of an entire row of mature fir trees dramatically outlining the entry of his newly purchased home. When he had first seen the house in the summer the trees were in full needle but by February were barren. Being a man of action he cut them down and sought advice for replacements. Toni described to him the tamarack tree with its characteristic shedding of needles each fall. When Toni said that some varieties are larches, the man, who lived on Larchmont Drive, realized his ghastly mistake.

Ed Marrotte had a similar tale of someone who purchased several thousand larch seedlings for his New Hampshire property. He was planning a Christmas tree farm!

## Housatonic River & Estuary

The theme of next year's Master Gardener Regional Conference is *Sound Gardening*. As Connecticut gardeners we all have a role to play in protecting Connecticut's watersheds and Long Island Sound. Many of us have enjoyed the beauty of the Housatonic River and estuary, which traverses the western part of the state. Here are some facts from a guide published by the Housatonic Valley Association, located in Cromwell Bridge (860-672-6678).

- The Housatonic is 149 miles long from its source at Muddy Pond in Washington, MA, to Milford and Stratford, CT.
- The watershed is 1,948 square miles (Massachusetts 499 sq mi; New York 215 sq. mi, Connecticut 1,234 sq. mi.)
- The river is tidal for 13 miles, from Derby to Long Island Sound, and is classified as an estuary for approximately 8 miles.
- Total fall from the source to the Sound is 959 feet.
- The river adds 11 percent of the fresh water that drains into the Sound.
- Principal tributaries: *Massachusetts*: Williams and Green rivers; *Connecticut*: Naugatuck, Still, Shepaug, and Pomperaug rivers; *New York*: Ten Mile River.
- Six hydroelectric facilities generate more than 125,000 kilowatts.
- 40 percent of Connecticut's seed oysters are cultivated in the Housatonic estuary.
- The Housatonic watershed is home to some of the best fishing, boating, canoeing, bicycling, hiking, and camping in the Northeast.

### Water Quality in the Estuary

There was a time when estuary shellfish were tinted blue-green, the result of high copper levels in discharges from metal finishing plants on the Naugatuck River, which flows in the Housatonic. The regulation of point source discharges, upgrading of municipal wastewater treatment plants, and elimination of most combined sewer overflow significantly decreased the concentrations of most heavy metals in the river and estuary.

Several million pounds of lead pellets lie in the sediments at the mouth of river, the legacy of past trap and skeet shooting. This lead threatens waterfowl and aquatic life.

Today's major water quality problem in the estuary is nutrient loading. The amount of nutrients, such as nitrogen, phosphorus, and carbon, entering the river from wastewater treatment plants is declining.

Nutrient loading is continuing however from nonpoint sources, including runoff from urban and suburban areas, septic systems, lawns, and gardens. These sources, difficult to locate and regulate, remain contributors of nitrogen to Long Island Sound. Nitrogen affects hypoxia, Long Island Sound's major water problem.

### Photographers

Roger Lawson, interpretive naturalist at The Kellogg Environmental Center in Derby, is looking for nature and landscape photographs for exhibits next March and April. Interested photographers should contact Roger at 203-734-2513.

### Kellogg Environmental Center

The Kellogg Environmental Center, site of last month's membership meeting, and Bent of the River Audubon Center (in Southbury) will present a series of workshops next spring for owners of large and small properties.

The theme is "Managing Our Yards as Sanctuaries" with monthly workshops on vermicomposting, boxes for backyard wildlife, moth and butterfly landscaping, wildlife plantings for your yard, managing native meadows with fire. Later topics will be baths, pools, and ponds; native shrubs for landscaping; backyard composting; sound gardening; solar gardening.

Watch for details in future newsletters or call Roger Lawson at the Kellogg Environmental Center in Derby, 203-734-2513.

## The Marvelous Mushroom

Connie Bordenko, president of the Connecticut Valley Mycological Society, gave an interesting talk on mushrooms at the November CMGA meeting. She started learning about mushrooms at an early age from her Polish grandmother. She advises that anyone wanting to learn about edible mushrooms go on field trips with someone who is already very knowledgeable.

Deadly Amanita mushrooms have killed many Asians in America who mistake the mushrooms for similar looking, edible kinds growing in Asia. Distinguishing characteristics of Amanitas are the bulbous bottom, a ring around the stem, and flecks on the cap.

About 40 years ago the fungi were recognized as a separate kingdom, which includes slime molds, shelves, and mushrooms. The divisions within the kingdom are determined by the spores and how they are distributed. Keys for identifying fungi usually start with spore color. To make a spore print, cut off the cap and lay it on paper for a few hours, after which a pattern will appear. Most fungi live on decaying wood, but a few live on dead bodies.

If you're nervous about handling mushrooms, remember that you will not be harmed touching a poisonous mushroom. You have to inject it for it to harm you.

We saw mushrooms with wonderful names like stinky squid, deadmen's fingers, birds nest fungus, and jelly ears. Witches butter smells like garlic and the jack-o-lantern is pumpkin orange and glows in the dark.

Mushrooms are categorized as follows: *eminently edible* (e.g., chanterelles, morels), *edible* (may have little taste or smells terrible but won't harm you), *poisonous* (makes you ill), and *deadly*.

Morels like limey soil and grow in western Connecticut. They may be found in the soil

beneath dying elms and maples. More common out West, they only appear in May in this area. Cut a morel in half and you can see that the inside has the same shape as the outside, which is a distinguishing characteristic. The semi-libera morel appears earlier in May, is not as good to eat, but is useful because it serves as a forerunner, letting you know to start looking the \$145 a pound morel.

Rather than trying to determine if the mushrooms on your property are edible (there may be many different kinds), Bordenko suggests starting with one genus, such as the boletes which have easy to learn rules for identification.

There is no easy answer to the question of how to get rid of mushrooms in the lawn. Because the mycelium run underneath everything, it does no good to pick the mushroom. The best answers are to pray for drought or live with them.

Two books that Bordenko recommended are listed here.

*Audubon Society Field Guide to North American Mushrooms*, (useful because shows many look alikes)

*Mushrooms of North America*, by Roger Phillips. Little Brown & Co, 1991. 318 pp. \$39.95.



### SALT and the Lawn

SALT is a new movement originating at Connecticut College aimed at reversing lawn mania in America by restoring home and industrial grounds to more harmonious, productive, ecologically sound, naturalistic landscapes. SALT stands for Smaller American Lawns Today. For more information on SALT contact the Connecticut College Arboretum (860-439-5020), which strongly supports the concept of SALT.

## Annual Meeting

On a rainy November 1 about 20 waterproof master gardeners met at the Kellogg Environmental Center in Derby for the winter annual membership meeting of CMGA. The meeting was in a wonderful building filled with natural light and interesting exhibits.

Through lectures, workshops, and exhibits the Kellogg Center teaches about the natural environment. Nearby are hiking trails in Osbornedale State Park; the adjacent Osborne Homestead Museum has formal flower gardens, ornamental shrubs, and flowering trees.

We started off with a brief meeting led by CMGA vice president **Mira Schachne**, who announced that CMGA has been granted non-profit status by Connecticut. The federal government has to be tackled next but this is an important first step and will save us money on expenses for the upcoming Master Gardener Regional Conference.

Treasurer **Larry van der Jagt** gave a favorable report on our finances.

The current CMGA officers were reelected for a new term.

Following the business meeting we were treated to a fascinating slide show on mushrooms by **Connie Bordenko**, president of the Connecticut Valley Mycological Society.

See more elsewhere in this newsletter.



... and fill out the Membership Application Blank below for 1998. Cut out and send with your check to the address shown on the form!!!!

## Spaghetti Squash Parmesan

- 1 large spaghetti squash about 3 pounds
- 1 teaspoon garlic powder or 1 clove garlic, minced
- 3/4 c plain low fat yogurt
- 1 teaspoon dried oregano or basil (use fresh herbs if you have them)
- 1/2 cup grated Parmesan cheese

Cook spaghetti squash by poking holes in the squash with a fork. Bake whole at 350 F for one hour. Or boil whole in a large pan of boiling water. This will take about 40 minutes. When squash is cooked, remove from the heat and set aside until cooled enough to touch. Cut the squash in half lengthwise. Remove the seeds and the fibrous pulp surrounding them. With a fork, loosen the strands of flesh and remove from the shell. Press out excess water. Place in a bowl.

Mix yogurt and seasoning with the squash. Place in a greased, shallow baking dish. Sprinkle with Parmesan cheese. Bake at 350 F for 15 minutes. Makes 4 to 6 servings. (Calories: 87 per cup)

*From Cooperative Extension System Farm Notes*

off the cap and lay it on paper for a few hours, after which a pattern will appear. Most fungi live on decaying wood, but a few live on dead bodies.

If you're nervous about handling mushrooms, remember that you will not be harmed touching a poisonous mushroom. You have to inject it for it to harm you.

We saw mushrooms with wonderful names like stinky squid, deadmen's fingers, birds nest fungus, and jelly ears. Witches butter smells like garlic and the jack-o-lantern is pumpkin orange and glows in the dark.

Mushrooms are categorized as follows: *eminently edible* (e.g., chanterelles, morels), *edible* (may have little taste or smells terrible but won't harm you), *poisonous* (makes you ill), and *deadly*.

Morels like limey soil and grow in western Connecticut. They may be found in the soil

## Calendar

Sept. 23-26, 1998

Master Gardener Regional Conference, Radisson Hotel, Cromwell, CT. Conference takes place on Thursday and Friday, Sept. 24 and 25. Optional trips and activities are being planned for Sept. 23 and 26.

RECIPE FOR A HAPPY 1998!



DIRECTLY TO PAGE 5

DO NOT PASS COFFEE POT

CUT OUT MEMBERSHIP APPLICATION

FILL OUT / WRITE CHECK

MAIL AS DIRECTED!!

*Audubon Society Field Guide to North American Mushrooms*, (useful because shows many look alikes)

*Mushrooms of North America*, by Roger Phillips. Little Brown & Co, 1991. 318 pp. \$39.95.



### SALT and the Lawn

SALT is a new movement originating at Connecticut College aimed at reversing lawn mania in America by restoring home and industrial grounds to more harmonious, productive, ecologically sound, naturalistic landscapes. SALT stands for Smaller American Lawns Today. For more information on SALT contact the Connecticut College Arboretum (860-439-5020), which strongly supports the concept of SALT.