



President's Message

I am looking forward to this new year as your President of the Connecticut Association of Extension Master Gardeners, and I am flattered that you had the confidence to elect me to that office. I will do everything within my power to merit your continued confidence through this year.


We have been fortunate to elect an Executive Board with the acumen and skills that portend a great year for CAEMG. Your new Vice President is Pamela Weil of Westport, a writer of gardening tips and publisher of a new gardening publication. Therese Natoli from Gales Ferry is the new Secretary and is currently teaching. She has done much volunteer work in community gardening and is also a writer. Our Treasurer, John Neff from Farmington, has taken over the reins of the exchequer from me with great zeal. John has also been involved in community projects and is especially interested in garden designs and landscaping. In addition, we have been blessed with Marie Dube, in charge of the Hamden Extension office, who has been most helpful in assisting us to achieve our gardening goals and as a liaison between CAEMG, the gardening community, and UConn.

A number of key people round out the supporting staff and constitute a broad-based general Board of Directors to conduct the busi-

ness of CAEMG. These include Bob Sherman, Past President; Joseph Canty; Ken Graham; Paul Brown, chairman of the Gardening Symposium scheduled for March 4 in Plainville; Jan Robertson, past editor of the Newsletter.

In addition, a large number of our gardening colleagues volunteer a great deal of time and effort to support our programs; some of those with whom I have had personal contact include Allen Gauthier, who prepared the Symposium's flyer; Charlotte Hurlbutt, the Symposium's registrar; Carol Vann, hospitality; Arlene Hartmann, Newsletter mailings; and not to be forgotten, Susan Munger, your Newsletter Editor. Obviously I can't list everyone who has participated with CAEMG, but would be glad to include your name in the next issue. Send me a note about your interests in becoming involved and we'll surely find a niche for you.

Jonas Zucker, CAEMG President



New Dean

Effective Jan. 1, 1995, Dr. Nancy Bull became Associate Dean, Outreach and Public Service, College of Agriculture and Natural Resources, and Associate Director, University of Connecticut Cooperative Extension System, College of Agriculture and Natural Resources.

*President Jonas Zucker / Vice President Pamela Weil / Secretary Therese Natoli / Treasurer John Neff
Special Projects Jeanné R. Chesnow, Gail Collins / Historian
District Coordinators: North / South / East: Janet Robertson
Past Presidents: Robert McNeil / Wendy Donnelly / Paul Brown / Robert Sherman*

*Newsletter Editor Susan Munger
Deadline for April Newsletter: March 1
Mail or fax articles and ideas to Susan Munger, 11 Plant Street, New London, CT 06320 Tel/Fax: 203/443-2261*

3rd Annual CAEMG Gardening Symposium

Saturday, March 4, 1995, Middle School of Plainville

The Symposium is open to all gardening enthusiasts. Fee includes two morning and two afternoon sessions. Registration is limited so enroll early. Please send registration form and check payable to CAEMG to Charlotte M. Hurlbutt, 11 Johnson Court, Waterford, CT 06385. For more information, call Paul Brown, Chairperson, at 747-5298 or Charlotte at 442-0866. Registration must be postmarked by Feb. 23, 1995.

PROGRAM

8:30 - 9:00 am Registration

9:00 - 10:00 am Keynote Speech

Bill Wolf, Owner, Necessary Organics, New Castle, VA

10:00 - 11:00 am Session I

PERENNIALS. Dr. Mark Bridgen, Assistant Professor of Floriculture, Researcher & Breeder of *Alstromeria*, UConn

BUTTERFLY GARDENING. Bob Lewis, Master Gardener, Master Composter, Seed Saver Extraordinaire

HORTICULTURAL THERAPY FOR THE INCARCERATED. Kenneth Graham and Mike Hughes, Master Gardeners, Members of Branford Mens Garden Club

11:00 am - 12:00 Session II

SOIL TESTING & TEST INTERPRETATIONS. Director—Soil Testing Laboratory, Assistant Professor of Agronomy

PRUNING THROUGHOUT THE LANDSCAPE. Don Faletti, Master Gardener, Nursery Manager—Imperial Nurseries, Windsor, CT

SOUND GARDENING. Bob Sherman, Master Gardener, Educator, Past President of CAEMG

Noon - 1 pm Lunch - Bring Your Own (Beverages Provided)

1:00 - 2:00 pm Session III

SEED STARTING. Bob McNeil, Master Gardener, Writer, Educator, Past President of CAEMG

HOBBY GREENHOUSES, COLD FRAMES & SOLAR PODS. Dr. John W. Bartok, Jr., Agricultural Engineer & Professor, Natural Resources Management & Engineering, UConn

HOW TO MAKE YOUR BACKYARD A WILDLIFE HABITAT. Jeanné R. Chesnow, Master Gardener, Author, Teacher, Garden Designer

2:00 - 3:00 pm Session IV

HOW TO GROW ROSES. Dave Berg, Master Gardener, President Connecticut Hort. Society, Rose Breeder

GARDENING IN CONTAINERS. Nancy R. Patenaude, Master Gardener, Writer

GROWING CULINARY HERBS. Pamela D. Jacobsen, Master Gardener, Teacher, Author, Proprietor of Herbal Thoughts in Feeding Hills, MA

(Please note that substitute speakers may be provided in the case of unforeseen cancellations.)

ABOUT BILL WOLF: The keynote speaker, Bill Wolf, is founder and president of Necessary Organics, makers of new Concern Gardening Products. Necessary has been a national leader in organic farming and gardening supplies since 1978. Bill is past president of the Organics Trade Association, serves on the Advisory Panel for the USDA National Organic Program, and is an author and lecturer, with over 24 years experience using and promoting organic farming and gardening.

DIRECTIONS to reach Plainville Middle School from East or West on I-84: Take Exit 33 to Route 72. (If traveling East, exit is on the *left*.) Take North Washington exit. At end of ramp take a right onto Route 177. At next traffic light (about 1 mile) take a left onto Northwest Drive. Proceed 0.7 mile to Plainville Middle School on left. Look for sign.

CAEMG GARDENING SYMPOSIUM**REGISTRATION FORM**

Choose one from each session. Also make a second, alternate choice.

Session I:	Session II:	Session III:	Session IV:
1. Perennials	Soil Testing	Starting Seed	How To Grow Roses
2. Butterfly Gardening	Pruning	Hobby Greenhouses	Container Gardening
3. Horticultural Therapy	Sound Gardening	Backyard Habitat	Culinary Herbs

NAME _____ Phone _____

ADDRESS _____

PHONE _____

CAEMG member. Fee \$7 Nonmember. Fee \$12

Session I: 1st Choice _____ 2nd Choice _____

Session II: 1st Choice _____ 2nd Choice _____

Session III: 1st Choice _____ 2nd Choice _____

Session IV: 1st Choice _____ 2nd Choice _____

**Please send registration form and check payable to CAEMG to
Charlotte M. Hurlbutt, 11 Johnson Court, Waterford, CT 06385.**

Registration must be postmarked by Feb. 23, 1995.

✂

Book Review

New Book Offers Practical, Fun-to-Build Projects for Yard & Garden

Woodworkers know that it's difficult to find useful well-designed plans for garden projects. Often they are costly and complicated to build, or cheap and quick but unattractive. Author Monte Burch is an acknowledged professional at preparing plans that save time and money, and presenting them with easy-to-follow step-by-step instructions.

In Burch's newest book, *64 Yard & Garden Projects You Can Build Yourself*, he uses this talent to show woodworkers—or anyone with a garden, yard, porch, patio, or deck—how to build attractive, garden center-quality structures and equipment.

Written for both novice and experienced woodworkers, this book presents all the builder needs to know to make everything from simple planters and window boxes to trellises, compost bins, fences, benches, tables,

and chairs. Even those completely new to do-it-yourself projects will find it easy to get started right away.

64 Yard & Garden Projects begins with basics: safety issues, hand and power tool requirements, selecting and using safe, economical building materials. This is followed by complete plans for many of the hottest items offered at high prices in garden supply catalogs.

What gardener wouldn't like to be able to build their own grow-light stand, potting table, or garden cart? How about a portable greenhouse or garden shed—buildings that are moveable to any suitable spot in the yard or that may be taken to a new home?

64 Yard & Garden Projects You Can Build Yourself. Storey Communications, Inc., PO Box 445, Pownal, VT 05261. 1-800-441-5700.
ISBN: 0-88266-846-3. \$17.95

Dr. Mark P. Bridgen, University of Connecticut

Viability of Seed

Leftover seed if kept cool and dry may still be viable. Corn and onion seeds are useful for one to two years. Seeds that remain viable for three to four years include bean, carrot, leek, and peas. Long-lived seeds (4-5 years) include beet, broccoli, cabbage, cucumber, eggplant, lettuce, pepper, radish, squash, and tomato.

You can test your leftover seeds for germination to determine whether to plant or discard them. Put 20 seeds of one variety on two or three moist paper towels. Roll up the towels loosely and place in a plastic bag. Keep in a warm place. Check the seeds every two days. If 10 seeds sprout after two to three weeks, you have a 50% germination rate. You may want to use the rest of the seeds, but sow them densely to get a good crop. If fewer than ten seeds sprout (less than 50%), you should probably buy new seed and discard the leftovers.

Marie Dube, Extension Educator, Horticulture

Starting Seed Indoors

Here are some pointers for starting seed indoors. First start with soilless mix. This can be purchased premixed or you can mix it yourself using peatmoss, perlite, and vermiculite. Soilless mixes are preferred over soil because, unlike soil, they do not carry insects, diseases, or weed seeds. Because they are lighter, seedling roots and leaves can sprout easily.

Put the mix into clean containers (wash old containers with 1 part bleach to 9 parts water. Plant the seed in rows, label, and cover lightly with peat moss or vermiculite. (Read the package—some seeds, such as impatiens, begonias, and lettuce need light to germinate so should not be covered.) To water, place container in a pan of warm water until the top of the mix is moist. Remove the container from the water, let it drain, and put it in a plastic bag to keep the humidity high. Place the container in a warm spot but not in direct sunlight. After the seeds sprout, remove the plastic bag and put the seedlings under lights. Regular fluorescent light tubes are fine for this purpose. Keep the

plants 4" from the lights and keep the lights on 14 hours a day.

Two weeks before planting the seedlings outside, they must be hardened off to adjust them to outdoor growing conditions. Put them outside in the *shade* for 1 hour the first day. Gradually increase the time they remain outside until they are outside for 24 hours.

Marie Dube, Extension Educator, Horticulture

Wanted—More Garden Writers

In the past five years over 20 master gardeners have written approximately 175 weekly garden columns for *The Day* newspaper in New London. For those living outside the circulation area of *The Day*, a copy of their column is mailed to them when published.

Topics are chosen by the writer and submitted for approval to avoid duplication. The column is limited to 400-500 words. Articles must be typewritten double-spaced. The writer is identified by name as a Master Gardener with UConn Extension System.

One purpose of CAEMG is to provide means by which members may "share their knowledge and expertise and offer help and assistance to the public through the Cooperative Extension System." This program is an excellent medium for doing this.

We are starting our 6th year of columns in March. If you are interested in contributing, here's your chance. Write Bob McNeil, 16 Damon Heights Rd., Niantic, CT 06357 or call him 739-5134 for more information.

Spring Garden Programs

A series of garden programs will be presented at 7 pm on the following dates.

Feb. 22, Mar. 22, Apr. 19, May 17—at East Lyme Public Library

Feb. 7, Mar. 15, Apr. 4, May 2—at Mystic & Noank Library.

If you would like to assist call Bob McNeil (739-5134) for East Lyme or Al Romboni (536-7708) for Mystic. For information about topics and registering call East Lyme Library (739-6926) or Mystic Library (536-7721).

Activities of Eastern District Master Gardeners

In 1994 there were 81 programs given by 17 Master Gardeners with estimated attendance of 1698 people. These included several fairs for which no attendance figures were available. Volunteers also helped at Harkness State Park, manned the UConn booth at the Big E Fair, and promoted projects in their communities.

A new program for handicapped persons throughout Connecticut was started at Camp Harkness by eight Master Gardeners. These activities would indicate that master gardening is alive and well in Connecticut.

Excerpt from Bob McNeil's report to Roy Jeffries, Norwich Extension Office

Pennsylvania Regional Meeting

More notes from last year's meeting. Most native plants, defined as those that have been with us always, have multiseasonal interest: flowers, foliage, berries, stems. Native plants are low maintenance because they have developed natural defenses against pests. Growing native plants to replace those lost to development is important for biodiversity. Some butterflies feed only on specific plants such as the spice bush; some berries are vital for power foods for migrating birds.

A survey by the Rutgers Extension Service has shown that since the 1950's the same 10 species of trees have been planted over and over. Among them are the Norway maple, pin oak, sycamore maple, dogwood, crabapple. The most popular varieties of landscape material showed that the most frequently sold cultivars were the *least* pest resistant ones.

continued on next page

**Connecticut Association of Extension Master Gardeners
MEMBERSHIP APPLICATION FOR 1995**

Dues: \$5.00/year. Dues paid during Fall 1994 valid through December 1995.
YES, I am a fully certified Master Gardener and I want to be a part of the CAEMG.

I am (a) renewing my membership OR (b) a new member .

Name: _____ Year Course Taken: _____

Address: _____ Phone _____

Extension Office _____ District _____

INTERESTS: Circle 10 (or fewer) items of your highest interest.

- | | | | | |
|---------------------|------------------------|------------------------|-------------------|--------------------|
| Annual Flowers | Computers In Gardening | Handicapped Gardening | Organic Gardening | Senior Programs |
| Beekeeping | Container Gardening | Herbs | Perennials | Shade Gardening |
| Birds | Drying Flowers | Historic Gardens | Photography | Slides |
| Bonsai | Education | House Plants | Plant Disease | Vegetable Growing |
| Butterfly Gardening | Flower Arranging | Integrated Pest Mngmnt | Plant Propagation | Water Gardens |
| Cactus | Fruit Growing | Landscaping | Plant Therapy | Wild Flowers |
| Children's Gardens | Fundraising For CAEMG | Lawns | Rock Gardens | Woody Ornamentials |
| Community Projects | Garden Design | Native Plants | Seed Saving | Writing |
| Compost | Greenhouses | Orchids | Seedlings | |

Indicate those subjects you are willing to teach: _____

What affiliations you would like listed in the CAEMG Directory? (for example: Conn. Horticultural Society, NOFA, Arboretum, Local Garden Club).

Please mail dues to CAEMG Treasurer: John Neff, 18 Knollwood Rd., Farmington, CT 06032

Dogwoods in full sun are *least* likely to resist borers. A dogwood hybrid of the native and the kouse seems to be resistant to both the dogwood borer and discala leaf spot. It should soon be more widely available as the "Stella" series.

Notes taken by Ingrid McCauley

Shop & Swap

Plastic garden pots, flats, and 4, 6, and 9-cell packs. Free. Call/write Bob McNeil, 16 Damon Heights Rd, Niantic, CT 06357. 739-5134.

Aluminum Extension Ladder, 40 feet. Make offer. Call Susan Munger, 443-2261.

If you have house/gardening items to sell, swap, or give away, send the information to Susan Munger, 11 Plant St., New London, CT 06320 (tel/fax 443-2261) for the next newsletter.

CALENDER

Feb. 23-26

Hartford Flower Show, Hartford Civic Center

Rhode Island Flower Show,
Providence Convention Center

March 4

Symposium. Details inside.

March 5-12

Philadelphia Flower Show, Civic Center

March 11-19

Boston Flower Show

March 18

CAEMG meeting, Haddam Extension Office. Bring your favorite container for starting seed and any extra seed for treating. Also special demo for Easter using grass seed.

April 22

CAEMG meeting Norwich Extension Office.

May 20

CAEMG meeting & garden tour at Florence Marrone's, 275 Route 148, Killingworth. 203-663-2137. Directions in next issue.

**New London County
Agricultural Extension Council, Inc.
562 New London Turnpike
Norwich, CT 06360**

Have you renewed
Hort Impact?

Newsletter deadline
March 1

Non-Profit Organization
U.S. POSTAGE
PAID
Norwich, Conn.
Permit No. 13

Robert & Enid Sherman
15 Fire Tower Road
Killingworth, CT 06417



President's Message

The Gardening Symposium came at just the right time. The weather has been becoming balmy enough to encourage us to begin planning our summer gardens and to start seed flats on the window sills. The spirited lectures inspired us to get started now.

The third Annual Gardening Symposium was a resounding success in which a wide variety of topics was presented. The enthusiasm of the participants was a tribute to our Chairman, Paul Brown, for his wonderful program, and to the many CAEMG members who volunteered their efforts to make this such an outstanding program. I want to personally thank each of you and to congratulate you for a job very well done!

We were fortunate this year that the weather held up so well and that the facilities in which the symposium was conducted were so pleasant. Many of our participants were additionally rewarded with gifts that were raffled off at the lunch hour break. The many gifts raffled included a variety of garden products donated by Bill Wolf, the keynote speaker and President of Necessary Organics, and a variety of gardening books, some of which were donated by Barnes & Noble.

Your comments and suggestions for future programs will be much appreciated.

Jonas Zucker, CAEMG President

Thoughts on the Coming Garden Season

The relatively mild winter we experienced this year led me to wonder what effects, if any, it would have on the coming garden season. I discussed this recently with Ed Marrotte who has been helping Master Gardeners answer questions for many years as Consumer Horticulturist with the Department of Plant Science at UConn.

I mentioned that some buds on our rhododendron shrubs have opened partially as a result of the mild weather. Ed commented that those buds probably will not flower. There may also be problems with peaches and blueberries, which may not produce well if flowers start early. Flower bracts of dogwood show some damage, which may result in two petals instead of four. Although spring bulbs may have already sprouted, tulips may be the only ones susceptible to damage.

Deer damage does not appear to be severe this winter due perhaps to the availability of more natural food because of the lack of snow.

Currently Master Gardeners still may not recommend specific pesticides verbally but can provide printed Extension information suggesting several ones from which the gardener can choose. Ed emphasized that the insect or pathogen should be identified to determine what pesticide, if any, to use and that the user

President Jonas Zucker / Vice President Pamela Weil / Secretary Therese Natoli / Treasurer John Neff

Special Projects Jeanné R. Chesnow, Gail Collins / Historian

District Coordinators: North / South / East: Janet Robertson

Past Presidents: Robert McNeil / Wendy Donnelly / Paul Brown / Robert Sherman

Newsletter Editor Susan Munger

Deadline for June Newsletter: May 1

Mail or fax articles and ideas to Susan Munger, 11 Plant Street, New London, CT 06320 Tel/Fax: 203/443-2261

Read the Label. Pesticides should be used as a last resort since they can damage beneficial insects also.

In regard to my question about fertilizers Ed noted that synthetic chemical ones release nutrients quickly to the plants for more rapid growth but may harm the microorganisms in the soil if used excessively. Organic or natural fertilizers, such as compost and manure, generally release nutrients more slowly to the plants but are beneficial to the soil organisms by supplying a source of food.

Many thanks to Ed for all the help and advice he has given us over the years.

Bob McNeil

Oil Sprays

Late March to early April is an appropriate time to apply oil sprays. Oil sprays have been used for many years to control the overwintering forms of mites, scales, mealybugs, certain aphids, thrips, and psyllids. An oil spray, when properly applied, forms a fine film that suffocates the pest. Pest populations cannot become resistant to this physical type of killing action as they do to some chemical poisons. Since oil is strictly a contact spray, complete coverage of all plant parts is an absolute necessity for good pest control results.

Oils should be applied on dry, sunny mornings when temperatures are above 40 degrees and no freezing temperatures are expected in the 24 hours following application. The newer, more refined horticultural oils are preferred because of the lower risk of plant injury. Dosages will vary between evergreens and other plants so read the label directions. Apply horticultural oil when green tissue just starts to show for maximum control of overwintering insects; at that time the insects will be starting to become active.

For more information, see the new (1995) *Horticultural Oil Sprays fact sheet* available at Extension Offices.

Marie Dube, Extension Educator, Horticulture

Book Review

Garden Paths: Inspiring Designs and Practical Projects

This is just the book one needs to help think about, design, and build paths in and about the garden. The author, Gordon Hayward, is a garden designer and writer who lives and gardens in Vermont.

Garden Paths: Inspiring Designs and Practical Projects is arranged in three parts following the thought process of most of us as we consider the use of paths in our home landscapes.

Part I, called Model Gardens, describes in words and pictures four gardens: an urban, a small suburban, a large suburban, and an estate garden. His choice for the last is Hidcote Manor in England, a magnificent place. The numerous sketches, color photographs, and the very readable text provide ideas galore.

Part II, Paths to Your New Garden: A Way to Unified Design, treats materials and their uses. Virtually every possible material is described, ranging from the very formal cut stone to the very informal bark or chips. Each is given 10 to 15 pages of text and excellent color photos.

Part III, Making the Path, deals with design and construction of the various kinds of paths. There are plenty of detailed drawings, descriptive texts and lists of required tools and materials. In the final chapter of Part III Hayward provides lists and descriptions of plants that he recommends for "planting the gaps" in paths and steps.

This book is crammed with ideas and information. I recommend it to anyone who is developing or renewing a landscape.

Gordon Hayward, *Garden Paths: Inspiring Designs and Practical Projects*, Camden House Publishing, \$19.95, soft cover, 233 pp.

Bob Sherman

Question & Answer

Q. Is PARSLEY ROOT an herb, a vegetable, or something else?

Parsley root or Hamburg parsley is more a vegetable than an herb. The roots, which are 6 to 8 inches long and look like slender parsnips, can be eaten raw or cooked. Their taste is not sweet, nor do they otherwise resemble parsnips. They can be sliced or diced for stews and soups where they contribute a mild parsley flavor. In a stir fry they add a nice delicate flavor and stay crisp. Raw they can be sliced or grated and put into a salad. As for the leaves, which are flat not curly, they may be tough and strong by the time the roots are ready to eat. However, you can cut off the top half inch of the root, put it in a shallow bowl of water, and it will put up new shoots which you can pick as you need.

Hamburg parsley does well in cool weather and survives some frost. According to a New Jersey writer, seed can be planted in early August and roots harvested in November. The roots store well and, if mulched, can be left in the ground over the winter. Parsley is a rich source of vitamins and minerals. Hamburg parsley seed is offered in Johnny's, Pinetree, Burpee catalogs, and others.

Send questions to Susan Munger, 11 Plant St., New London, CT 06320 (tel/fax 443-2261) and we'll print answers as soon as we get them.

Recent Fact Sheets

Recent Horticultural Fact Sheets replace outdated ones. Here are few that can be obtained at Extension offices.

- Growing Tomatoes 93-1
- Black Root Rot of Strawberries 93-4
- Red Stele Disease of Strawberries 93-5
- Leaf Spot Disease of Trees & Shrubs 93-6
- Bridge Grafting & Inarching Damaged Trees 93-7
- Boxelder Bugs and Their Control 93-8
- Pachysandra Leaf and Stem Blight 93-18
- Insecticidal Soaps 93-20

Help Wanted by CAEMG

Here are several enjoyable ways to get more involved with CAEMG. Contact Jonas Zucker, CAEMG president, for more information.

Historian The CAEMG interim Historian is Charlotte Hurlbutt, past treasurer of the organization and symposium registrar. We need someone to volunteer for this position. Responsibilities are to gather and maintain information on activities of the organization and members. Qualifications: desire to contribute to CAEMG and interest in activities and accomplishments of individual members.

Symposium Chair A chairperson is needed to organize next year's master gardener symposium. This person will work with CAEMG board to select topics, speakers, and location; oversee planning including promotion of symposium, assigning work to others for registration, etc. The symposium is a team effort involving many people. Being chairperson is a great way to play an important role in the organization and meet a lot of gardeners.

Awards Committee Chair Someone with ideas on ways to select and award master gardeners with significant accomplishments.

Name That Bug

Can you identify each of the insects shown below? And are they harmful or beneficial? For answers see p. 4.

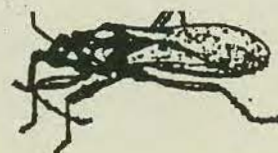
A.



B.



C.



Master Gardener Carol King Publishes Book

Many are familiar with Carol King's column in *The Day*. Her new book, *Living in the Landscape*, is a compilation of hints and funny stories for gardeners and others who like to play outdoors (to be reviewed in the next issue). It is available in local bookstores and garden centers. A delightful read for yourself or a friend.

Grandma's Almond Sugar Cookies

1 cup (2 sticks) softened margarine
 1 cup confectioner's sugar
 1 teaspoon almond extract
 2 1/2 cups flour
 1/2 teaspoon salt

Cream first 3 ingredients, then slowly add flour and salt. Roll mixture into 2" diameter log and refrigerate until firm. Slice thin and bake in 400F oven 10 minutes, or until edges brown.

submitted by Jonas Zucker

Shop & Swap

Looking for many types of wildflower seeds: columbine, cardinal flower, violets, etc. Will buy or swap. Call Judy Gasparino, 889-6825.

Acme Juicerator & Citrus Juicer Attachment (never been used). Plus filters, instruction book on how to extract nutritional pulp-free juice from fruits, vegetables. \$200 or BRO. Carol Vann, 4 Monroe St., East Hartford, CT 06118. 568-4120 or 568-2979

Wicker Basket Plant Stands, Tripod Type, \$6.25 or BRO. Clay pots, w/ saucers; plastic decorator pots. Various sizes. Negotiable. Wicker baskets for house plants, varying sizes, patterns. \$2 large/\$1 small. Dried herbs, flowers, everlastings. \$2/bunch or BO. Call/write Carol Vann (see above)

Wanted: greenhouse, small, glass, freestanding, easily moveable. Charlotte Hurlbutt, 442-0866.

BO, BRO = best (reasonable) offer

If you have house/gardening items to sell, swap, or give away, send the information to Susan Munger, 11 Plant St., New London, CT 06320 (tel/fax 443-2261) for the next newsletter.

The following poem written in the fall by master gardener June Murphy is a reminder, as spring approaches, of the wonderful variety of New England's seasons.

Nature's Masterpiece

Valley streams meandering over
 jutting rocks of granite.
 Following roads and tracks
 of steel between mountain notches,
 turned brilliant by the cold.

Color ablaze as frosty mornings
 jump up to greet a new day.
 With foggy valleys glowing,
 making rainbows through
 morning dampness and early light.

Leaves laying a blanket
 of wetness; their presence
 molding and joining the wood burning
 air and the sweet satchet
 of pines, laden with cones.

The season of growing is ending.
 And the soil will lie fallow
 until the warmth of Spring awakens
 its soul to start the
 cycle of mystery and wonder again.

Everything alive waits in stillness
 for its chance, hoping
 for renewal, and a new life.
 Hungry to be part
 of nature's ongoing masterpiece.

J. R. Murphy

Answers to Name That Bug

All are beneficial.

- A. Lacewing. Adults feed on honeydew and nectar, larvae eat aphids, mealybugs, scale, spider mites.
- B. Damsel bug. Nymphs and adults eat eggs, larvae, and adults of aphids, caterpillars, leafhoppers, and mites.
- C. Assassin bug. Eats eggs, larvae, and adults of many harmful insects.

Sound Gardening

Connecticut has many wonderful water resources that too often are taken for granted. The hundreds of lakes and ponds, miles of rivers and streams, extensive underground (aquifer) water supply and Long Island Sound provide drinking water, enhance food supplies, and provide recreation or simple visual pleasure daily. Unfortunately, every day many Connecticut residents unknowingly add to the wide variety of pollutants that degrade or destroy these precious waters.

Urban and residential areas are a significant portion of a problem known as nonpoint pollution. This phrase refers to the seemingly harmless materials that, in the course of ordinary activities, end up on the ground and are washed into the water during the next rainstorm. Many of these materials, including excess sediment, nutrients, pathogens, litter, and toxic chemicals, turn deadly when they end up in sensitive water bodies. Educational programs that raise public awareness of the impacts of nonpoint pollution and convince individuals to change pollutant-producing behaviors are valuable tools in the effort to protect Connecticut's waters. *Sound Gardening: Living With An Eye On Water Quality* is a pilot project that uses existing resources to meet this need.



Sound Gardening is a joint effort of the Connecticut Sea Grant Marine Advisory Program (SGMAP) and the Connecticut Cooperative Extension System. This pilot project takes advantage of two resources: the trained volunteers of the Extension Master Gardener program and the scientific research and evaluation of water quality conducted through the Long Island Sound Study (LISS). There have been two Sound Gardening training classes to date. The first class prepared Sound Gardeners to give a minimum of three public presentations in their communities. So far, over forty presentations have been made at school assemblies, Scout camps, garden clubs, company-sponsored workshops, and the like. In

the second class, training included additional topics (septic systems, lead and radon issues) and participants learned to conduct household environmental audits, similar to the energy audits of the late Seventies and early Eighties. Once trained, Master Gardeners become Sound Gardeners. While this title may seem to place an emphasis on gardening and on coastal waters, training covers pollution impacts on all waters: fresh, salt, and underground, as well as all aspects of a home, including the garden.

Materials from a variety of programs are used in this project. The Sound Gardening fact sheet series is used extensively. A small number of new handouts have been developed to cover new issues. Volunteers also have access to a wide variety of handouts, videotapes, slide shows, and display material for use in their educational presentations.

At this time, it is unclear when it will be possible to offer another Sound Gardening training program, but if you are interested in learning more about Sound Gardening, or in receiving the Sound Gardening materials, contact Marie Dube (Hamden Extension office: 789-7865) or Heather Crawford (SGMAP: 789-6454).

What Pollutes Water?

Sediment. Dirt and sand are natural substances that become pollutants when they end up in the water in excessive quantities.

Debris. Nondegradable trash, mostly plastic, when carelessly disposed of, will often end up in a nearby water body.

Pathogens. Pathogens are the bacteria and viruses that cause disease. They generally come from fecal material from humans and their pets, or from wild animals and birds.

Toxic Contaminants. Of the tens of thousands of chemicals in use today, many are harmful to aquatic organisms and humans. Many can be passed through the food chain and concentrate in predators.

Nutrients. Chemical elements that are necessary for plant growth, primarily forms of nitrogen or phosphorus. When too many nutrients end up in an aquatic system, they alter the natural plant community and can cause algal "blooms" which remove oxygen from water.

CALENDER

March 18, 10 am - noon

CAEMG meeting, Haddam Extension Office. Bring your favorite container for starting seed and extra seed for treating. Also special demo for Easter using grass seed.

April 6, noon - 1:30

"New Plants & Companion Plants," talk by Jack Alexander, Head Propagator, Arnold Arboretum. At Young Bldg, Rm 234, UConn. Sponsored by UConn Horticulture Club. Free. Light refreshments, 11:30. Call Dr. M. Bridgen for more info. 486-3435.

April 22, 10 am - noon

CAEMG meeting. Tour of Franklin Mushroom Farm, located on east side of Route 32 in Franklin. Entrance well-marked. We meet at Mushroom Farm. Call Allen Gauthier if you need more information, 464-9929.

April 30

Plant and seed swap/sale, at home Judy Gasparino, Rte 164, Preston. Call or write for details. 889-6825.

Show & Tell Plant Clinics with Ed Marrotte

On the following dates from 10 am to noon. Followed by tour to spot of local interest. Bring lunch.

May 9, Norwich Extension Office

June 14, Hartford Extension Office

July 13, Hamden Extension Office

Susan H. Munger
11 Plant Street
New London, Ct 06320

- April 22 Meeting at Franklin Mushroom Farm
- Newsletter deadline May 1



May 18, 9 am - noon (or later)

Master Gardener Plant Exchange, PLUS a "bring tools and gloves workday" to prepare island garden at Bethel office for planting (i.e. weeding and mulching)

May 20, 10 am - noon

CAEMG meeting at Florence Marrone's. 275 Route 148, Killingworth. 663-2137. Going West on Rte 148 (toward Durham) .6 of mile West of intersection of Rte 81, on right. Going East on Rte 148, is 1st driveway on left after Schur and Lovers Lanes. Red house, back from road, dirt driveway.

June 24

CAEMG summer meeting. Details in next issue.

Infobits

Connecticut soil contains virtually no clay. Hard packed soil due to heavy traffic or the glaciers (cause of many of Connecticut's geologic features). Add organic matter to gain benefits of clay (water and nutrient holding capacity).

FYI: The February newsletter was printed on recycled paper. We will use recycled paper whenever the printer has it on hand.



Robert & Enid Sherman
15 Fire Tower Road
Killingworth, CT 06417



Summer Meeting

This year's annual CAEMG summer meeting will be held at Camp Harkness in Waterford, CT, on Saturday, June 24, from 12 to 3 pm. All CAEMG members are invited to come and spend a few enjoyable hours with fellow master gardeners.

Harkness Memorial State Park, five miles southwest of New London on a high point of land, has a sweeping view of Long Island Sound. It was bequeathed to the people of Connecticut by Mary Stillman Harkness "to be used in a manner beneficial to public health."

Camp Harkness, set off at the east end of the park for people with disabilities, is a beautiful and private setting. The first campers arrive the day after our meeting. Last year a group of master gardeners helped prepare raised beds. Come and see what they have accomplished.

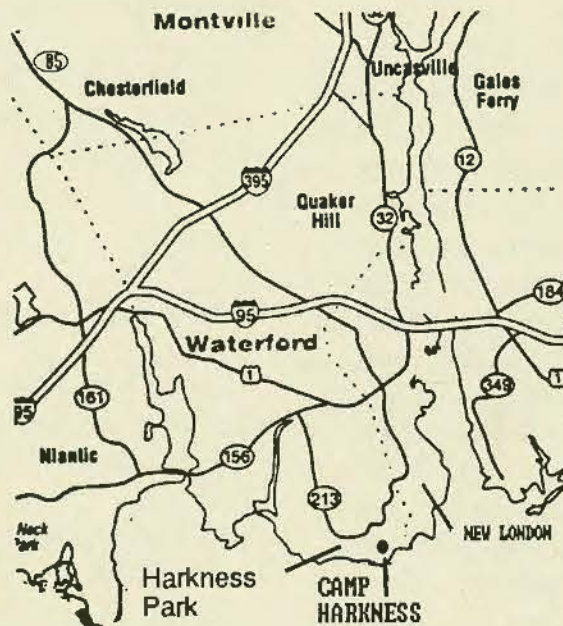
Harkness Memorial State Park, which is adjacent, is the site of *Eolia*, a 42-room summer residence built by the Harkness family, surrounded by spectacular formal gardens designed

by Beatrix Farrand. Although the mansion is in serious disrepair and the greenhouse and gardens a shadow of their former elegance, the park is still spectacular. A diligent group of volunteers, Friends of Harkness Memorial Park, is working hard to restore the gardens and to convince the state government to fund the restoration of the mansion. Come early or stay late to visit Harkness Park as well.

Bring your own picnic lunch; cold beverages will be provided. If the weather is fine we will be on the beach; if not, there are tables under a pavilion, and should it be really bad we can go indoors. Being near the ocean, the air may be cooler than inland, so bring a jacket.

There will be a short meeting. Camp Harkness is pleased to have us there because of past work done by master gardeners. This will be a nice chance to relax, enjoy the company, and the setting.

Camp Harkness entrance is on Route 213, Great Neck Road, east of Park entrance. Parking is free. See map.



President Jonas Zucker / *Vice President* Pamela Weil / *Secretary* Therese Natoli / *Treasurer* John Neff
Special Projects Jeanné R. Chesnow, Gail Collins / *Historian*
District Coordinators: North / South / East: Janet Robertson
Past Presidents: Robert McNeil / Wendy Donnelly / Paul Brown / Robert Sherman

Newsletter Editor Susan Munger

Deadline for August Newsletter: July 1

Mail or fax articles and ideas to Susan Munger, 11 Plant Street, New London, CT 06320 Tel/Fax: 203/443-2261

June Garden Tips

Leaf Miners These tiny insect larvae are busy at this time of year in birch trees, arborvitae, some perennials, and some vegetables. They eat out the chlorophyll layer between the upper and lower surfaces of leaves. If you hold the leaves up to the light, you can see right through them and may even see the insect and its droppings.

It is too late to spray with an insecticide once you see the mines. If you are planting a second crop of leafy vegetables, such as spinach or swiss chard, you can keep out the adult before it lays eggs by putting a row of fabric cover over the plants.

Squash Vine Borer Fabric row covers also protect squash plants from the squash vine borer.

Spittle Bugs These produce frothy masses on a wide variety of plants. They suck out plant juices and cause distorted growth. A strong stream of water from a hose nozzle will usually knock the insect off the plant and eliminate the problem without using chemical spray.

Mulch for Water Conservation—A Sound Gardening Tip A good organic mulch can reduce soil erosion, moderate soil temperature, suppress weeds, keep the soil moist, and add organic matter to the soil. Mulch prevents loss of moisture from the soil by evaporation. Since the soil does not dry out as rapidly, there is less need for watering. This saves ground water for the more important need as drinking water.

Because annual vegetables grow best in warm soil, wait until the soil warms up before putting on an organic mulch. To prevent stem rot, do not put mulch tight against the stems of plants.

Besides conserving water, mulching helps to prevent disease because disease spores don't splash up onto the plants and because overhead sprinkling is reduced. Wet leaves are more likely to become diseased than dry ones.

Plant Selection—Sound Gardening Advice At this time of year people are in the mood to buy and plant trees and shrubs to beautify their yards. It may be difficult to resist impulse buying, but careful planning can save you time and future problems. The most important consideration before buying a plant is the environment of the site—is it sunny or shady, moist or dry, windy or not windy? Is the soil sandy or full of organic matter? Next, consider the size of the mature plant. We have all seen instances where small blue spruce trees were planted close to the front of a house and eventually grew taller than the house. Even dwarf plants can outgrow small spaces. When choosing plants look for new varieties that may be insect or disease resistant or tolerant. Choosing plants that fit the intended site lessens the stress on the plants. Plants will be healthier and need less insecticide and fungicide. This will save you time and money and will lower impacts on water quality.

Living with an Eye on Water Quality Fact Sheet #4, "Landscaping with an Eye on Water Quality," is available from the Hamden and Norwich offices

Strawberries June is strawberry season. How about an outing to a pick-your-own strawberry field?

Marie Dube

— o —

New Assistant Director

Dr. Roger G. Adams has been appointed to the position of Assistant Director of the Cooperative Extension System. He comes to this position with 17 years of experience managing UConn's Integrated Pest Management program and nearly two years of service as the acting assistant director CES. In his new position Dr. Adams will work in concert with CANR Dean Kerr and Associate Dean Bull in providing leadership and management for Cooperative Extension programs, developing and administering budgets, and supervising CES field faculty.

from Extension Bulletin No.95-4

A Day in the Life of a Master Gardener

All of a sudden, there's no time left. I waited for Daylight Savings Time to give me more hours of daylight so I could work in the garden. I planted boxes of seeds on the window sills in the middle of winter, wondering if these leggy seedlings would ever survive the artificial environment. I waited until the weather would be warm enough so I could bring my seedlings outdoors, and to begin seeding directly into the soil. I waited until the temperature was a little more comfortable for outdoor work, and I postponed dividing the perennials while the ground was so wet. Now the time has arrived and I wish I hadn't procrastinated so long.

But, it's been fun. I can't wait to get out to do all the things I should have done yesterday. I just know the growing season will be over before I've had a chance to do everything I planned, and it's only May! How's your garden?

"Plan Ahead!" so goes the old cliché. Mark your calendar for our semi-annual meeting on June 24 at noon at Camp Harkness next to Harkness Memorial State Park and tour the gardens. Bring your lunch; cold beverages will be available. See you then.

Jonas Zucker, CAEMG President

— o —

Book Review

Living in the Landscape

Carol King, who lives in Ledyard and writes a column for *The Day* newspaper in southeastern Connecticut, is the author of *Living in the Landscape*, described as a monthly guide of hints, tips, and funny stories for gardeners and others who like to play outdoors. Each article addressing a gardening topic appropriate for the month is couched in funny anecdotes and comments reflecting the author's experiences as a gardener, home owner, parent, spouse,

floral and landscape designer. She openly confesses to being addicted to gardening, sharing her impulsive and irrational acts with her readers. She considerately includes a set of questions so the reader can test his or her own gardening obsession. Insightful questions include "Have you ever been late for work because you went outside in the morning to 'do a little weeding'?" and "Have you ever nearly driven off the road because you were distracted by the sight of a planting of seven foot tall, bright blue delphiniums?"

Intertwined with the humor is a lot of good information on garden design and on growing perennials and shrubs. In May she talks about pruning azaleas, pointing out that the ideal shrub is wider at the bottom than at the top. In October she describes her own tried and true method of digging up and storing dahlia tubers.

One of the things that makes this book so delightful is that the writer is a real life person living in a real world. On kids in the garden she takes exception to the view that kids will grow up to be morally superior through close contact with the soil; she says this is wrong because all kids are in close contact with the soil whether they garden or not. Like many of us, she yearns for more time and money to spend on the garden with fewer distractions taking us away from the garden. Anyone who if winning the lottery would buy a pair of Wellies and install a outdoor spigot by the garden is my kind of gardener.

My only quibble with Carol King is in regard to winter. I'm not ashamed to admit that I like winter, whereas Carol King is more of the school of thinking that winter is a period to be endured until gardening can begin again.

When you read the section for June you will learn some interesting facts about the private lives of fireflies and of an amazing soap for treating poison ivy itch.

Carol King, *Living in the Landscape*, Acmann Associates, Groton, CT. \$17.95. 146 pp.

Susan H. Munger

Franklin Mushroom Farm

On April 22, twenty-two master gardeners toured the Franklin Mushroom Farm. Eric Lee, of the Mushroom Farm, gave an overview, from preparing the growing medium to shipping the mushrooms, and then we were taken through the facility. We saw millet seed inoculated with mushroom seed in oak trays of growing medium, stacked high in dark, moist rooms, climate-controlled by computer.

A major ingredient of the growing medium is horse stable bedding straw. Mushrooms grow well in decomposed straw and the manure is an added benefit. The mushroom seed is covered with a layer of peat moss to hold the moisture.

Although the Mushroom Farm produces mostly the familiar white button mushrooms, they also grow specialty mushrooms such as shitake, oyster, crimini, portabella.

Mushrooms are higher in potassium than bananas and are also high in niacin and B vitamins. They are, of course, low in fat before you add olive oil, butter, and cream. Apparently there are some medicinal benefits associated with some mushrooms. The wood ear mushroom may help stroke patients because it can thin the blood, and mitaki mushrooms may possibly help fight cancer.

Mushrooms, which are 95% water, have more flavor when riper. There is no need to wash mushrooms because they are not grown in or sprayed with harmful substances. You can just brush off any peat moss clinging to them. Storing mushrooms in a brown paper bag may help preserve them because moisture escapes through the paper.

The recently started Agri-blends Division of Franklin Mushroom Farm sells soil products. Spent mushroom compost, consisting of straw, stable bedding, peat moss, soy bean, cottonseed meal, and other organic fillers, is processed into organic, pesticide-free products. A typical analysis of composted mushroom soil is 1-2% nitrogen, .4-1% total

potassium, 40-50% organic matter, .5-1% phosphorus, 6.5-7.5% pH, and 40+% moisture content.

These products are sold under Gardener's Choice and Franklin Farms labels.

Our thanks to Eric Lee of the Franklin Mushroom Farm for sharing his expertise and to Allan Gauthier of CAEMG for arranging this great tour.



Seed Starting Demo

At the March 18 meeting, Jan Robertson, Eastern District Coordinator, gave an excellent and timely program on starting seed. Jan brought a set-up of lights, trays, matting, and water reservoir, complete with impatiens and other seedlings. She showed a layer of milled sphagnum on top of seed starting mix to prevent damping off and peas sprouting on damp paper towels to ensure rapid development once put outside.

Jan is also trying Imperial Star, a new variety of globe artichoke claimed to set flower in one year, unlike most varieties, which are biennials and almost impossible to grow here. If successful, she expects to get artichokes to eat and striking ornamental foliage for arrangements.

She also brought some charming Easter decorations, including painted eggshells with grass growing out the top. Thanks Jan for an informative and enjoyable program.

CALENDAR

May 9, 10 am - noon

Show & Tell Plant Clinic with Ed Marrotte, Norwich Extension Office, Bring lunch. Tour afterwards.

May 15, 10 am

Master Gardener Tour of Farmington garden of Dr. Bob Waugh, rhododendron specialist. Led by Carl Salsedo. Meet at Dr. Waugh's garden. Call Hartford Ext. Office for directions, 241-4940.

May 18, 9 am - noon (or later)

Master Gardener Plant Exchange, plus a "bring tools and gloves workday" to prepare island garden at Bethel office for planting (i.e. weeding and mulching)

May 20, 10 am - noon

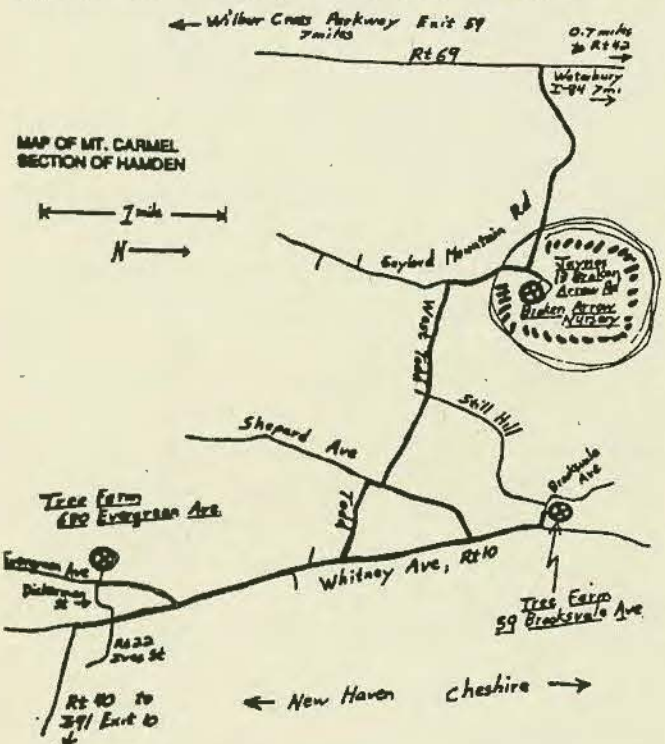
CAEMG meeting and plant swap at Florence Marrone's. 275 Route 148, Killingworth. 663-2137. Going West on Rte 148 (toward Durham) .6 of mile West of intersection of Rte 81, on right. Going East on Rte 148, is 1st driveway on left after Schur and Lovers Lanes. Red house, back from road.

May 20, 10 am - 2 pm

Herb Society of America, Connecticut Unit, Annual Plant Sale. At the Madison Green, Rte 1, Madison. Perennials, Annuals, Planters, Culinary, Fragrant, Ornamental, Healthful. Demonstrations. Information.

May 26, 10 am

Master Gardener tour of Broken Arrow Nursery, led by Dr. Richard Jaynes, owner and mountain laurel hybridizer. Meet at the nursery. See map.



June 3, 11 am

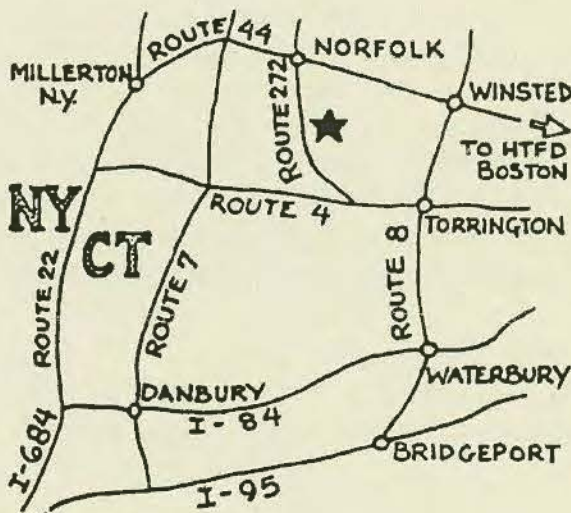
Tour of White Flower Farms, led by Carl Salsedo. Meet there. Call Hartford Ext. Office for directions, 241-4940.

June 14, 10 am - 12

Show & Tell Plant Clinic with Ed Marrotte, Hartford Extension Office. Bring lunch. Tour afterwards to Bloomfield garden of Dr. Ben Thaw, specialist on exotic landscape plants. Led by Ed Marrotte.

June 21, 11 am

Tour of Hillside Gardens, in Norfolk, a perennial garden, nursery and 1780s farmhouse owned by Fred and Mary Ann McGourty. Among June blossoming plants to be seen: iris, peonies, dictamnus, alliums, campanulas, dianthus, goats-beard, cranesbills, crambes, and early astilbes. Meet there. Bring brown bag lunch. See star on map below.



June 24

CAEMG summer meeting. See page 1.

July 13, 10 am - 12

Show & Tell Plant Clinic with Ed Marrotte. Hamden Office. Bring lunch and then carpool to New Haven (5-10 minutes) for tour of Greenbrier, a growing and selling greenhouse training people with special needs as part of Goodwill Easter Seal of New Haven.

July 23-26

Gardening Under the Northern Lights, International Master Gardener Conference, Saskatoon, Saskatchewan, Canada. Hosted by Saskatchewan Master Gardener Program and The University of Saskatchewan. For information about conference, contact Conference Secretariat, 306-966-5546.

Additional tours to Bartlett's Arboretum and Sunny Borders (noted for perennials) being planned for July. Details in next newsletter.

Perennials Needed

Last year a group of master gardeners helped to create raised beds for Camp Harkness. This year Camp Harkness would like to put in a perennial garden but lack of funds means they cannot purchase perennials. This is the time of year for digging up and dividing perennials, even tossing out those that have outgrown their space. Perhaps master gardeners might have perennials that they would like to donate to Camp Harkness.

If you do, send a postcard to Julia Griswold, 37 Quana duck Rd., Stonington, CT 06378, with name of perennial you would like to donate, color, height, how much it spreads, and what the foliage looks like. Include your name, address, and phone number.

The committee at Camp Harkness planning the garden will contact you if they can use your perennials, and arrange for you to deliver them. Camp Harkness is prepared to acknowledge donators of perennials.

Susan H. Munger
11 Plant Street
New London, Ct 06320

- Summer meeting
June 24
- Newsletter deadline
July 1



Show & Tell

Show and tell clinics offer master gardeners an opportunity to sharpen their skills analyzing plant problems. Ed Marrotte brings a variety of damaged plant material, such as from a gall, insect, or weather. Everyone examines each specimen to determine the specific problem and its cause. Then Ed provides the correct information and an explanation.

All CAEMG members are invited. You may also bring a plant with a problem you would like analyzed. See Calendar for dates and locations. Each Show & Tell includes a tour. Bring your lunch. These clinics are enjoyable and great for learning.

Garden Column Writers Needed

Garden columns written by master gardeners are appearing each Friday in *The Day*. Recent topics include scented geraniums, potatoes, heirloom tomatoes, pruning blueberries. By June more columns will be needed. Anyone interested in writing one should contact Bob McNeil, at 739-5184 in Niantic.



Robert & Enid Sherman
15 Fire Tower Road
Killingworth, CT 06417



President's Message

With the blue sky above and the misty waters of Long Island Sound alongside, CAEMG held its semi-annual meeting at Camp Harkness, a part of Harkness State Memorial Park, on June 24. A picnic lunch preceded the business part of the meeting and then Julia Griswold was introduced as our featured speaker and guide to Camp Harkness. She described the facilities and how the camp came into being, and she was particularly enthusiastic about the help she received from many of the Master Gardener volunteers who developed the garden plots, contributed much of the material, and did most of the labor to keep the gardens in tiptop shape.

The gardens were designed to provide easy access for the camp residents, all of whom are handicapped. Some of the garden facilities offer wheel chair access and the raised garden beds make it easy for the campers to work at table height without the need to kneel on the ground.

Ms. Griswold then took the entire group of Master Gardeners on a tour of the site to show how effective the Master Gardeners were in developing the site and how the gardens contributed to the beauty of the campgrounds.

The annual CAEMG Directory of current Master Gardeners was distributed at the meeting. We

are grateful for the efforts of Pam Weil, your Vice President, and to John Neff, Treasurer, for their work in compiling this list and for publishing it. The balance of the directories not hand-delivered were mailed directly to each member. Any member who has not received a directory should call Pam Weil (259-5173, leave message, name, and address). Send address changes to John Neff, 18 Knollwood Rd, Farmington, CT 06032.

Jonas Zucker, CAEMG President

—o—

Roy Jeffries Promoted

Roy Jeffries has been promoted to Acting Program Coordinator for Agriculture, Natural Resources, and Community Programs at UConn. This newly created position is intended to increase coordination and direction of programs in these areas. Among other things, Roy hopes to work with faculty who might work with the master gardeners. According to Roy, both Dean Nancy Bull and Roger Adams support the master gardener program as a means of working with the public and the university.

Any master gardeners with suggestions for improving the program should feel free to contact Roy directly or through Marie Dube.

*President Jonas Zucker / Vice President Pamela Weil / Secretary Therese Natoli / Treasurer John Neff
Special Projects Jeanné R. Chesanow, Gail Collins / Historian / District Coordinators: North: / South: / East: Janet Robertson
Past Presidents: Robert McNeil / Wendy Donnelly / Paul Brown / Robert Sherman*

*Newsletter Editor Susan Munger
Deadline for October Newsletter: September 1
Mail or fax articles and ideas to Susan Munger, 11 Plant Street, New London, CT 06320 Tel/Fax: 203/443-2261*

Hot Weather Lawn Diseases

Hazy, hot, and humid conditions are perfect for the development of brown patch and pythium blight diseases of lawns. Brown patch symptoms are light brown circular patches which are 2 to 3 feet across and not matted down. A dark "smoke ring" 1 to 2 inches wide can be seen around the diseased area in the early morning.

Pythium blight shows up as sunken, matted patches of grass 1 to 6 inches across. The grass looks water soaked, slimy and greasy. Early in the morning you may see a fluffy white, cobwebby mass of fungus mycelium.

These diseases occur in poorly drained, heavily fertilized lawns. They can spread very rapidly. Do not mow the lawn when it is wet or you will spread the disease. Once the problem is seen it is usually too late to put on a fungicide. Cultural practices that can help prevent problems in the future involve improving drainage, lowering nitrogen use, and reducing thatch.

Marie Dube, Extension Educator, Horticulture

Attention Shutterbugs

The Sound Gardening Program would like slides that show either good or bad sound gardening practices in the areas of landscaping (plant choices and location, watering methods, pervious vs. impervious surfaces), lawns, vegetable and flower gardens, household hazardous wastes, composting, and septic (water conservation and pet waste).

These slides will be incorporated into the Sound Gardening Presentation. Anyone with 35mm slides or color prints they'd like to offer for this use should send them to Sound Gardening Show, % Mira Schachne, Cooperative Extension System, 43 Marne Street, Hamden, CT 06514, by August 7 if possible. Please label slides/prints or make a list of what is shown. Include your name and address.

Four-Lined Plant Bug

Poecilocapsus lineatus, the four-lined plant bug, can cause a lot of damage. This bright green insect with black lines injects toxin into plant leaves as it feeds. Leaves develop numerous tiny brown circular spots that may appear to be caused by a disease. Since the problem is an insect it can be controlled with an insecticide, not a fungicide. Insecticidal soap will control plant bugs. Please note, insecticidal soap or any pesticide that is applied when the temperature is above 80 degrees can cause damage to plants.

Marie Dube, Extension Educator, Horticulture



EDITOR'S NOTE: According to Westcott, *The Gardener's Bug Book*, the four-lined plant bug attacks currant, mint, chrysanthemum, and other ornamentals. Sucking causes round, depressed spots, that may be white, tan, or black, depending on the foliage. Feeding by these insects, and therefore injury from them, stops around the time Japanese beetles begin.

Slides/prints will be duplicated and returned within a month and credit will be given in the presentation to all photographers.

A Herb Gathering

A Herb Study Group is forming sponsored by the Connecticut Unit of the Herb Society of America. About 14 people gathered at Lynn Rinek's house to discuss interests and future meetings. At the next meeting, Betty Stevens will demonstrate how to make tussy mussies. Tussy mussy, a very old term probably from French, may mean "tight tuft."

Raspberry Wine, a new variety of bee balm available from White Flower Farms, is said to be very nice. If you cut back bee balm half way, before blossoms form, plants will be fuller and blossoms more prolific.

BOOK REVIEW

Deep in the Green

A good book for relaxing summer reading is *Deep in the Green* by Anne Raver, garden columnist for *The New York Times*. This book is a collection of reminiscences about the author's experiences gardening and living in various places (she has moved around a lot), but with her family's farm in Maryland always as a point of return.

Subtitled *An Exploration of Country Pleasures*, the book reflects a tug of war as the author works in a New York based job that requires immersion in country living. One result of this struggle is that she wakes up at 4 am on a February morning with a pounding headache because she has not yet ordered her leeks or potatoes to use in soup next December. Her stress is eased by reading Bob Thomson, whose *New Victory Garden* assures her she is not too late to start the leeks. Nevertheless she spends the next few hours filling out orders and is in line at the post office at 6 am along with others dealing with life-and-death matters. (For many of us, gardening is relaxing!)

Wanted! Symposium Chair

The framework for the 1996 annual Master Gardener Symposium has been set with March 2nd as the date. The Plainville School has been tentatively selected as the site. You can be assured that most of the work has already fallen into place and your fellow gardeners are very helpful in providing support. We need a chairperson who can ride herd on the program to make sure all the details have been covered. The task is not a difficult one, but it does require someone who will take charge. Please call Jonas Zucker (368-4978) if you are willing to consider this privilege. The rewards are very gratifying. YOU can make a difference.

She also talks about how difficult it is to be an organic gardener and not succumb to temptation to use synthetic chemical pesticides.

There are nice pieces on sea turtles, horseshoe crabs, and her dog and cat. One of the more unusual bits of information is found in a piece on cricket manure. A funny episode, "Dueling Trowels," describes an encounter with Rosemary Verey, well-known English gardener, and Robert Dash, painter and gardener in Sagonack. I also laughed at the piece that describes how two women built a very nice patio, much to the surprise of the guys down at the hardware store.

In a light-hearted way the book touches on many subjects: family life, ecology, science, growing roses, and much more.

Anne Raver, *Deep in the Green: An Exploration of Country Pleasures*. Knopf, 1995. \$24.00 hard cover. 280 pp.

Susan H. Munger



Fact Sheet Tips

Pachysandra Leaf and Stem Blight. The destructive leaf and stem blight is caused by fungus. Brown blotches on the leaves, usually the first noticeable symptom, gradually increase until entire leaf turns brown or black and dies. In severe infections, stem cankers occur and the plant withers, turns brown or black, and dies.

Disease spread is most rapid in dense overcrowded plantings and in those weakened by drought, winter injury, or insect attack. Damp, heavy mulch that provides excessive moisture also encourages disease development.

Rogue and destroy all severely diseased plants. Thin thick plantings to increase light and air circulation. See Horticulture Fact Sheet 30 (93-18) for more information.

Continued on page 4

CALENDAR

July 20, 11 am

Tour Bartlett Arboretum in Stamford, with Dr. Mark McDonnell, director, and Nick Pettit, arborist. Bring lunch. Merritt Parkway, exit 35; north 1.5 miles on High Ridge Rd (Rte 137); turn left on Brookdale (2nd left after light).

July 23-26

Gardening Under the Northern Lights, International Master Gardener Conference, Saskatoon, Saskatchewan, Canada. Hosted by Saskatchewan Master Gardener Program and The University of Saskatchewan. For information about conference, contact Conference Secretariat, 306-966-5546.

August 2, 10 am - 4 pm

Lockwood Farm, Plant Science Day. New Haven Agricultural Experiment Station. Speakers on Control of Chestnut Blight (Dr. Anagnostakis), Tick Control (Dr. Stafford), Inactivating Pesticide Residues, (Joseph Pignatello), Protecting Forest Trees from Deer (Jeffrey Ward). Wander around the experimental test plots and talk to the scientists. Off Whitney Ave. on Evergreen Ave to Kenwood.

August 11-13

NOFA Summer Conference and Celebration of Rural Life. Over 140 workshops from basic organic garden-

ing to large-scale organic agriculture to homesteading and environmentalism. Exhibits include farm animal demonstrations, appropriate technology, books and information on organic growing. Night life includes organic wine tasting, dance bands, story-telling. Also, conferences for kids ages 2-12 and for teenagers, with workshops and activities.

NOFA (Northeast Organic Farming Association) conference will be at Hampshire College, Amherst, MA. For information on rates, places to stay, and registration contact: Julie Rawson, 411 Sheldon Rd., Barre, MA 01005. 508-355-2853.

Agronomy Farm Field Day

The date has not yet been set for this event, which will be held in either August or September at Storrs. Anyone interested in attending should contact their local extension office for information.

September 16

CAEMG Eastern District meeting. Details in next issue of newsletter.

September 23

Connecticut College Arboretum Plant Sale. Featuring native plants.

Continued from page 3

Leaf Spot Disease of Trees and Shrubs. The seemingly sudden appearance of brown or black blotches on leaves and defoliation are common occurrences that most gardeners encounter before the season is over. Although some leaf spots are caused by air pollutants, insects, bacteria *et al.*, most are the result of infection by pathogenic fungi. Once into the leaf, the fungi continue to grow and leaf tissue is destroyed. Partial to complete defoliation may occur. All commonly grown trees and shrubs are subject to attack by one or more leaf infecting agents.

In many cases, homeowners become overly alarmed when encountering a severe leaf spot problem. The majority of trees and shrubs have learned to live with leaf spot diseases. Even severe defoliation will not cause the death of an otherwise healthy tree. See Horticulture Fact Sheet 27 (93-6) for more information.

Neem

We're interested in hearing from anyone who has used neem. Extracted from a tree grown in India, neem is said to control Japanese beetles and other insects. Commercial products are now on the market. Master Gardener Zarinna Mulla, who grew up in India, reports on uses of neem there. Children with chicken pox sleep on neem leaves to stop the itching and to act as an antiseptic preventing scabs from becoming infected. In the villages, people use neem twigs for toothbrushes. Neem is also used on horses' hooves to prevent cracking.

Advanced Course Survey

People have expressed interest in an advanced master gardener course. Please give us your feedback by filling out and mailing the survey on page 5. The results will be sent to the Extension System who will determine if a course is offered, and its content, time, and place.

SURVEY FOR ADVANCED MASTER GARDENER PROGRAM

Would you be interested in taking an advanced master gardener training course? yes _____ no _____

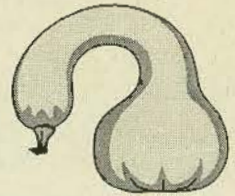
Please select 5 topics (no more) from the list below in which you would like more training. Rate your choices from 1 (most desirable) to 5 (least desirable).

Children's Gardening	1	2	3	4	5
Community Gardens	1	2	3	4	5
Composting	1	2	3	4	5
Computers in Gardening	1	2	3	4	5
Container Gardening	1	2	3	4	5
Fruits (Insect, Disease, Cultural Problems, IPM)	1	2	3	4	5
Fruits: Cultural Practices	1	2	3	4	5
Gardening for Handicapped	1	2	3	4	5
Greenhouses	1	2	3	4	5
Herbs	1	2	3	4	5
Horticultural Therapy	1	2	3	4	5
Houseplants	1	2	3	4	5
Insect ID (beneficial & harmful)	1	2	3	4	5
Landscape Trees & Shrubs	1	2	3	4	5
Landscaping, Garden Design	1	2	3	4	5
Lawns (Insect, Disease, Cultural Problems, IPM)	1	2	3	4	5
Native Plants	1	2	3	4	5
Perennials	1	2	3	4	5
Plant Identification	1	2	3	4	5
Plant Tissue Culture	1	2	3	4	5
Propagation of Herbaceous Plants	1	2	3	4	5
Propagation of Woody Plants (Grafting, Budding, etc.)	1	2	3	4	5
Pruning	1	2	3	4	5
Public Speaking/ Program Presentation	1	2	3	4	5
Rock Gardens	1	2	3	4	5
Seed Starting	1	2	3	4	5
Shade Gardening	1	2	3	4	5
Vegetables (Insect, Disease, Cultural Problems, IPM)	1	2	3	4	5
Water Gardening	1	2	3	4	5
Wildflowers	1	2	3	4	5
Woody Plants	1	2	3	4	5
Other (please be specific) _____	1	2	3	4	5

Name: _____ Phone: _____

Address: _____

Please mail survey to Jonas Zucker, 46 Warwick Ave., Fairfield, CT 06432.



Harvesting the Crops

As the summer harvest season moves into full gear, we enjoy the rich fresh crops that overwhelm the kitchen. We may ponder why the harvest is so full, but the season oh so short! This is a time when I replant crops for late fall and for winter harvests. A lot of the root crops can be sown now and these can mature during the remaining growing season. There is no need to harvest these vegetables now, as they will keep very well underground in spite of the inevitable frosts.

Another planting I like to make at this time is zucchini squash. The summer crop has been prolific but begins to wane about this time and a renewed harvest can still be enjoyed. In addition, the moth that lays its eggs at the base of the plant and whose larva tunnels its way into the vines is not around to wreak its devastation at this time of year.

Just when your neighbors are beginning to breathe a sigh of relief that your delivery of zucchini is beginning to slow down you can surprise them with a new and even more bountiful crop right through September. Happy Gardening!

Jonas Zucker

Susan H. Munger
11 Plant Street
New London, CT 06320

- Newsletter deadline:
September 1
- WANTED: Symposium Chair!



Robert & Enid Sherman
15 Fire Tower Road
Killingworth, CT 06417



President's Message

There's exciting news on the horizon. Pamela Jacobsen has accepted the chair position for the 1996 Master Gardener Symposium, scheduled for March 2, 1996, to be held at the West Hartford branch of UConn. She has been a dynamo in developing a new program, which I am sure you will enjoy. Pam operates Herbal Thoughts, a firm specializing in herb garden designs in Feeding Hills, MA. In addition, she has been a featured speaker at many gardening meetings so has good insight into program development from a speaker's viewpoint. She presented an outline of her proposed program to the CAEMG Board, which responded with much enthusiasm.

In order to sustain the continuity of the symposium, Judi Mandl has been appointed assistant to the chair, and in fact she becomes the chairperson-elect for the year after.

The Board is considering the following proposals:

1. an increase in the dues for CAEMG membership for the coming year and
2. a new fee structure for admittance to the symposium.

The Board found that distribution of the newsletter and the directory consumes all the money generated by dues.

Your comments on each of these proposals are most welcome and indeed solicited for the Board's consideration before being submitted to the general membership. In fact, any suggestions about CAEMG, its operations, programs, meetings, etc, would be appreciated. Please feel free to contact any of the board members, whose names appear at the bottom of this page. If you have an interest in participating in the Board meetings, please let me know.

At the Annual Meeting next December, to which all CAEMG members are urged to come, we will elect new officers and Board members.

Jonas Zucker, CAEMG President

Report on International Master Gardener Conference

"Gardening Under the Northern Lights," the International Master Gardener Conference, was held in Saskatoon, Saskatchewan, Canada, in July. Only the two countries of Canada and the United States comprise the membership. However, Russia has initiated a Master Gardener program and will undoubtedly participate in the future.

Other Master Gardeners from Connecticut attending were Susan and Dermott Breen from

Continued on page 2

*President Jonas Zucker / Vice President Pamela Weil / Secretary Therese Natoli / Treasurer John Neff
Special Projects Jeanné R. Chesanow, Gail Collins / Historian / District Coordinators: North: / South: / East: Positions Open
Past Presidents: Robert McNeil / Wendy Donnelly / Paul Brown / Robert Sherman*

Newsletter Editor Susan Munger

Deadline for December Newsletter: November 1

Mail or fax articles and ideas to Susan Munger, 11 Plant Street, New London, CT 06320 Tel/Fax: 860/443-2261

Continued from page 1

Southbury. Connecticut was one of two states or regions providing handout literature. Needless to say, the Master Gardener brochures and literature on Sound Gardening supplied by Marie Dube, Extension Educator in Hamden, disappeared quickly. Almost 800 participants attended although there was space for 1200.

Count your blessings, Connecticut. Saskatoon's first frost may appear as early as September 5 and the last frost can be as late as June 15. The weather in the latter part of July did go into the low 90s but without the humidity of New England. The parks, trails, promenades along the river banks, and the many colorful gardens make up the city's appeal.

What was new and interesting on gardening at the conference? A biotechnology tour of the Philom Bios company gave us a hint of the future for gardeners in microbes for nutrition as well as for natural controls of insects and diseases. They are developing inoculants for cold and acid tolerant strains of certain plants. We were given a sample of the world's first commercial phosphorus enhancer called "Provide." It increases the availability of phosphate to plants and will be available in the US in the near future. Needless to say, Master Gardeners were excited about this new product.

Because peat moss use is on the downturn due to environmentalists' objections to its harvesting, the Canadian peat moss industry has responded and is now reclaiming and restoring the wetlands after harvesting. Spores are sown and the area is renewed in 15 to 20 years. Peat moss, they claim, is the best universal soil amendment as it remains in the soil longer, it reduces leaching, it holds and releases nutrients, and it traps gases in compost piles. They suggest using it with compost which breaks down quickly in the soil. For lawns, they suggest 1/4" top dressing every two years for its aeration benefit. Worms take it down to its roots, said speaker Jerry Hood.

In almost every garden we visited, there were a few raspberry plants, no matter how small


the space. Saskatoon berry shrubs (*Amelanchier alnifolia*) which are related to our shadbush, Juneberry, or serviceberry, also were often planted. The berry is widely used in jams and jellies, pies and tarts. Lilies, particularly the Asiatic hybrids, were popular. The Western Red Lily or Prairie Lily is the province floral emblem. The Saskatoon gardeners have no problem with voles, it appears.

Dutch Elm disease, spread by elm bark beetle, had reached Saskatchewan in the '90s. There is a major program underway to save their elms. Municipalities cut infected limbs and trees and bury or burn all infected wood. Provincial regulations prohibit storage, transport, and sale of elm firewood.

IPM presentation by Mark Urbanowski stressed that intelligent plant maintenance and intelligent pest management minimizes the need for chemical pesticides. All gardeners should have a program of monitoring plants, determining the problem level and then taking action—physical means first and using minimal chemicals (less than recommended, if possible) as a last resort.

There was a wide variety of other topics covered at the conference as well as tours and workshops. The next International Master Gardener Conference will be held in Sacramento, CA, in 1997. The Northeast Regional Conference will be held September 18-21, 1996, in Maine.

Florence Marrone, Killingworth



Thanks to **Jan Robertson** who served for four years as the Eastern District coordinator. She planned regular meetings, conducted programs, prepared the newsletter, arranged interesting meeting places and tours, provided goodies, and shared her gardening expertise with the rest of us. With help from Allen Gauthier, who has also arranged some great tours, Jan has done a terrific job and earned a change of pace.

Prolong the Growing Season

By covering plants with fabric row covers, plastic tunnels, or cold frames when frost is predicted, you can prolong your flowers and vegetable harvest. If your plants are still very healthy and producing well, you may want to try these methods to protect them from cooler weather. A few extra weeks of harvesting fresh garden vegetables is the result. Wouldn't that be worth the effort?

Marie Dube, Extension Educator, Horticulture

Lawns

September is the best time to reseed lawns. Many lawns have suffered this year because of the dry summer but their roots are hopefully still alive. Some lawns, however, have been damaged by insects or diseases that have damaged the roots. Rake, with a flexible rake, to determine the extent of root damage. If more than 50% of the lawn is ok, a complete renovation is not necessary. Choose a high quality lawn seed that is proper to the environmental conditions of the lawn (sun/shade, dry/damp). Many of the newer varieties have some disease resistance and some even have insect resistance.

When spreading seed, it is best to put the second half in a direction that is at right angles to the first. Rake lightly with the back of the rake to insure soil contact. New seed must be kept moist once it is wet or it will die. The seed bed may need to be watered twice daily if it is still very hot and dry. Do not water heavily. You want to moisten the soil, not drown or wash it away.

Our cool season lawn grasses grow extremely well at this time of year and you will not have a lot of weed seeds sprouting.

Fall is the best time for roots to take up fertilizer. For established lawns, fall fertilization of cool season grasses promotes root and rhizome development. Strong roots help grass absorb water and nutrients. Rhizomes are runners; they spread to fill in and create a dense

lawn that resists weed invasion. The lawn will be greener in the fall and will green up earlier in the spring.

Do not apply fertilizer if there is a prediction of heavy, prolonged rain. You do not want the fertilizer to leach or to run down the road and into a catch basin. These drainage systems eventually dump into waterways or Long Island Sound. Excess nutrients in water systems stimulate plant growth and can cause algal "blooms" which, besides being unsightly, use up the oxygen in the water as they decay. This leads to fish kills. See what careless fertilization practices can lead to!

Marie Dube, Extension Educator, Horticulture

-o-

Frost can occur in late September in the northern parts of Connecticut. It does not usually occur until late October along the coast.



Love Your Lawn? (Or Hate It)

Do you love your lawn? Or would you like to get rid of it, or at least reduce its size? The August 1994 issue of Hort Impact mentioned two books that might be of interest: *Redesigning the American Lawn: A Search for Environmental Harmony* and *The Lawn: A History of An American Obsession*. The second book, which is in the Waterford Library and therefore could be gotten on interlibrary loan elsewhere, tells some interesting history, such as today's lawn grasses are not native to North America and lawns were not practical for the average homeowner before the appearance of sprinklers, mowers (how would you like to maintain your lawn with a scythe?), and rubber hoses. Although the author goes too far at times, for example with comments that men attack lawns with mowers while women view them as safe places for the children, the book is interesting and makes you realize that lawns are a relatively new phenomenon.

Susan H. Munger

BOOK REVIEW

Manual of Woody Landscape Plants: Their Identification, Ornamental Characteristics, Culture, Propagation, and Uses.

This edition includes 200 new species and over 500 cultivars from the 1975 volume. Basic leaf, stem, bud, flower, and fruit morphology is outlined at the beginning for reference. Each listing has these characteristics described and then continues with all the following: size, hardiness, habit, rate of growth, texture, bark color, leaf color, flowers, fruit, culture, diseases and insects, landscape value, cultivars, propagation, related species, and native habitat.

The back of the volume contains an extensive bibliography, glossary of terms used for identification and a complete index of the hundreds of listings. This vast listing is alphabetical by scientific name which makes it very easy to use. No searching for the right family since the common name index in the back directs you to the right page. From *Abelia grandiflora* to *Zizyphus jujuba*, this manual is basically an encyclopedia chock full of facts, but with many field notes that make it extra helpful and interesting. For instance, "excellent choice for a dry bank" or "outstanding specimen at the Arnold Arboretum" or "hesitate to recommend because of scale problems" or "do not confuse with the inferior cultivar the nursery trade offers."

Dirr has his favorites and you'll know them by his descriptions—"one of my favorite conversation pieces" or "the fruit was love at first sight."

If you are curious to check out this volume, Salem Country Gardens has a wellworn one at their desk in the nursery yard. I purchased my volume at the Philadelphia Flower Show but a bookstore could order it. I used to think that Donald Wymans' volumes were the Bible—now I turn to Dirr. In his preface he says, "Gardeners are not defined by economics, social status, or education. Their willingness to seek and share dissolves the barriers to form-

ing friendships. The plant becomes the common bond...all other nuances and quirks seem trivial."

I think that sums up our zest for planting.

Michael A. Dirr, *Manual of Woody Landscape Plants: Their Identification, Ornamental Characteristics, Culture, Propagation, and Uses*, 4th ed. Stipes Publishing Co., 1990. 1007 pages. Hundreds of pen and ink drawings. Paperback: \$35.80. Hardcover: \$45.80

Ellen Bothamly, Gales Ferry



Computerized Gardening

There is a lot of software for gardeners with computers. The software products below were reviewed in the *Master Gardening Journal*.

3D Landscape: a CD-ROM praised for its ability to show how time, sunlight, and slope affect a garden's growth and appearance; easy switching from overhead to groundlevel view; a plant and materials estimator, 30-step-by-step building projects; a database of over 400 plants. Books That Work. \$50. 1-800-242-4546

Landscape Backyard Construction and Garden Plant Selector: software packages on 3.5 diskettes. Not being interactive or allowing you to design, these programs have no real advantages over books with good indexes. Books That Work. \$15 each. 1-800-242-4546

Landdesigner, Multimedia for Gardens: a CD-ROM with garden design capabilities and a 1000-plus plant database. A narrator pronounces plant names and the program prints order forms from White Flower Farm. Green Thumb Software. \$49. 1-303-499-1388

[Excerpted from "The Dirt on Landscape Software," by David Silverberg, in *Master Gardening Journal*, Summer 1995]

People Needed to Help with Symposium

There are a number of ways master gardeners can get involved with the next annual symposium (see President's Message, p. 1). With more people involved, the lighter the load for each and the better the symposium because of richer input. Pam Jacobsen, the symposium chairperson, is already off and running, so please help out to make this the best symposium yet.

Below is a list of assignments waiting to be taken. The date is March 2, 1996, so there's plenty of time to get everything done.

Vendor Contacts. Volunteers identify potential vendors (such as garden centers and greenhouses), just in their county, who might display catalogs or products at the symposium. Each volunteer will give the list of vendors to Pam Jacobsen who will decide how many we can actually contact. Pam will provide you with details on what to tell them, for example, about space, time, etc. You will then contact them to see if they would like to set up a display at the symposium.

Master gardeners who own gardening-related businesses may exhibit free of charge.

Publicity. You identify locations, such as libraries and garden centers in your county, where posters can be placed announcing the symposium. Later you will be provided with the posters.

Coordinator of Master Gardener Table. We need several volunteers to work in shifts selling calendars and soil test kits, giving out factsheets, etc.

Hospitality. You will arrange for coffee and tea at lunch.

Speaker Keepers. You will be assigned to a speaker to help that person feel welcome and comfortable, get set up, get a badge, know that lunch will be provided. You will also introduce the speaker, using biographical information provided ahead of time, dim and turn up lights

during the session, and make sure the speaker knows when it is time to stop.

Signs and Badges. Prepare speaker and volunteer badges and signs to meeting rooms.

Handicapped Needs. Volunteers will, if needed, help people get to different buildings and locations, and see to other special needs.

If you would like to volunteer for any of the above, contact Pam Jacobsen at 413-786-1925. Although Pam lives in Massachusetts she is a Connecticut Master Garden.

Save Your Seeds

It's time to harvest vegetables and save seed for next year's garden.

Seed from heirloom varieties are worth saving. Seed from hybrid varieties will not produce offspring that are the same as the parents. Easily saved seeds include tomato, pepper, eggplant, husk tomato, beans, peas, soybeans and other legumes, lettuce.

Save seed from fully mature fruit, past the eating stage but not rotten. Remove tomato, pepper, and eggplant seed from fruit and let it thoroughly dry on a paper towel or screen. Leave bean pods on plants until they rattle dry. Then pick the pods and let them dry out in a well-ventilated area. When completely dry, remove the seed. To remove weevil infestation, put bean seeds in freezer for 30 hours. Let a couple of lettuce plants produce a seedstalk. After blooming, the flower forms a miniature dandelion head. Gather seed, separating the chaff by rubbing with your fingers.

Difficult to save seed are cucumber, melon, squash, pumpkin. Without controlled pollination, these vine crop seeds become crossed with other varieties.

Store seed in labeled containers or envelopes (such as the post office puts stamps in) in a

Continued on page 6

CALENDAR

September 9, 10 am - 4 pm

Cornucopia Fest '95. UConn at Storrs. Activities, Workshops, and Events: Research Demos, Plant Doctor, Forest, Wetland, and Farm Tours, Diagnostics Services Laboratory, Weather Data Collection Station, Horseback Riding, Animals, Computer Lab/Internet Demonstrations, Cornucopia Ice Cream and more.

September 10, 10 am-5 pm

Harkness Day. Estate and garden tours, children's activities, tea in the garden.

September 16, 8:50 - noon

Tour of Pride's Corner, a wholesale nursery. Master Gardeners will be given a tour of this large nursery, which is not open to the public. Bring your wallet (checks or cash) because we can make purchases after the tour. Be there early (a little before 9 am).

Directions: Take Rte 32 to Rte 87 (there's a Getty Station near the intersection). Go West on Rte 87 about 5 miles. At sign for Pride's Corner, turn left on Waterman Rd. and go about 1 mile. Turn left into Pride's Corner.

September 23

Connecticut College Arboretum Plant Sale. Featuring native plants.

Susan H. Munger
11 Plant Street
New London, CT 06320

Newsletter deadline:
November 1

TOUR Pride's Corner Sept. 16



Robert & Enid Sherman
15 Fire Tower Road
Killingworth, CT 06417

September 23 - 24, 10 am - 6 pm, Sat.; 9 am - 4 pm, Sun.

Horticulture Show at UConn. For more information call Dr. Mark Bridgen, 486-2021.

Nov. 18, 10 am - noon

Meeting tentatively set at Norwich Extension office to discuss future plans, including need for a coordinator, for Eastern District of CAEMG. Details in next issue.

Wanted

Vacuum Shredder for Leaves. Call or write Bob McNeil, 739-5134, 16 Damon Heights Rd, Niantic, CT 06357

Continued from page 5

cool, dry place protected from insects. To store seed for several years, put your packet in a tightly sealed container with a small cloth bag filled with dry powdered milk to absorb moisture. Put container in refrigerator or freezer.

At planting time, test seed for germination on a moist paper towel in a warm spot.

[Excerpted from Oregon State University Extension Service Fact Sheet 220]





Welcome Newly Certified Master Gardeners!

Seventy-seven people completed the master gardener program this year and have become certified. Congratulations!

We hope you enjoyed the program and will now become active master gardeners by joining CAEMG (Connecticut Association of Extension Master Gardeners). When you do, you meet wonderful people, join a network of knowledgeable and friendly gardeners, and have many opportunities to contribute to your community. As a dues-paying member you will receive the newsletter, which comes out every other month. So please come to the annual meeting on December 9 as well as meetings at your local extension office and become a member of CAEMG. (See membership application on page 5.)

There are many benefits to joining CAEMG. This past year master gardeners toured Franklin Mushroom Farm, Broken Arrow Nursery, Hillside Gardens, White Flower Farms, and other places. Three plant clinics were held by Ed Marrotte. Master gardeners gathered for plant swaps, visits to master gardeners' gardens, for demos and workdays.

Master gardeners make important contributions to Connecticut by teaching courses in adult education classes, by giving programs at local libraries and schools, developing gardens

for the handicapped, for urban children, for incarcerated people. We write columns, articles and book reviews for the newsletter and in numerous other ways contribute and further develop our gardening expertise.

If you have questions about CAEMG, please don't hesitate to ask. Come to our meetings, talk to members, or call your local extension office. We look forward to seeing you.

7th Annual CAEMG Meeting

Come one and all! The 7th Annual CAEMG Meeting will be held Saturday, December 9, starting at 12 noon in the Hamden Extension System Center office. We look forward to meeting many newly certified master gardeners. This is a great opportunity to meet other master gardeners, learn more about CAEMG and the many interesting activities of its members.

Dr. Norman Gauthier, UConn entomologist and small fruit specialist, will speak about his new role in the Master Gardener program.

We will also be electing the officers for next year. The slate consists of Jonas Zucker, president; Pam Weil, vice-president; and John Neff, treasurer. We are still searching for a candidate for secretary.

Continued on page 2

*President Jonas Zucker / Vice President Pamela Weil / Secretary Therese Natoli / Treasurer John Neff
Special Projects Jeanné R. Chesanow, Gail Collins / Historian / District Coordinators: North: / South: / East: Positions Open
Past Presidents: Robert McNeil / Wendy Donnelly / Paul Brown / Robert Sherman*

*Newsletter Editor Susan Munger
Deadline for January / February 1996 Newsletter: January 8, 1996
Mail or fax articles and ideas to Susan Munger, 11 Plant Street, New London, CT 06320 Tel/Fax: 860/443-2261*

Annual Meeting, continued from page 1

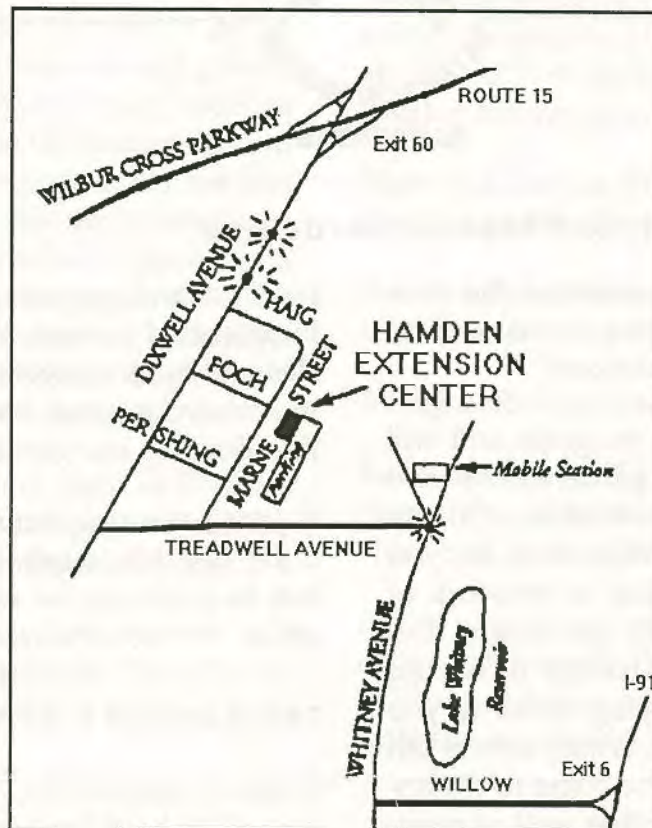
This time we will have a potluck menu. Everyone should bring something to share with about four others. For those who love to cook, we look forward to your delicious treats. For those who do not, why not patronize your local bake shop, or bring soda, cider, fruit, chips and dip. Please bring serving utensils as needed for your potluck. Other utensils, paper plates, napkins, cups, coffee, and tea will be provided. Oven and microwave are available. To ensure that we have a variety of things to eat, please call the Hamden office (203-789-7865) any Friday morning to say what you will be bringing. Ask for Betsy Gross or Carol Grillo, potluck coordinators.

Those who take pictures, bring photos of your gardens to show others your successes, experiments, and generally to relive last summer's gardening experiences. Others bring your favorite recipes.

Dr. Gauthier Joins MG Team

Due to the large amount of work and the importance of the Master Gardener program, Dr. Norman Gauthier will join the team. For 15 years, Ed Marrotte has been the coordinator for the Master Gardener team. In this period, the number of phone inquiries and plant samples sent to the diagnostic center for analysis has increased. Ed Marrotte will concentrate on the diagnostic center and Norm Gauthier will organize the master gardener classes. Both will still teach classes. Dr. Gauthier, an entomologist and small fruit specialist, will speak at the annual meeting, Dec. 9, in Hamden.

Mark Dec. 9 on your calendar and come to renew old friendships and make new ones.



Directions: Hamden Extension Center, 43 Marne St, Hamden. Park in lot across the street.

From Wilbur Cross Going South: Take Exit 60. Turn right at stoplight onto Dixwell Ave. After 3rd set of lights, take left on either Haig, Foch, or Pershing onto Marne.

From Wilbur Cross Going North: Take Exit 60. Turn left at light onto Dixwell Ave. After 2nd set of lights take left on either Haig, Foch, or Pershing onto Marne.

From I-91. Take I-95 to I-91. Take Exit 6 off of I-91. Take right on Willow St to Whitney Ave (approx 1/2 mi). Turn right on Whitney Ave. Go past "Whitneyville" Center to Treadwell Ave. Make sharp left onto Treadwell, which runs along a graveyard. Go approx 1/2 mi, turn right onto Marne.

1996 Calendars

The 1996 Cooperative Extension System Calendar is for sale at the extension offices for \$4. The theme is trees. For those not familiar with these calendars, they are packed full of useful information including climate conditions, growing practices, pest control, pruning, with a gardening tip for each day of the year. They are attractive and priced right so don't forget to purchase one or more now.

Home Gardening in the Province of Tuscany, Italy

Italy is a small narrow country (about 40% the size of Texas) surrounded by the Ligurian, Tyrrhenian, Mediterranean, Ionian, and Adriatic seas. It is a very hilly country for the most part, with the Alps in the north and the Apennine Mountains extending from north to south. These two factors, proximity to the sea and the hills, greatly affect farming as well as gardening.

Gardening enthusiasts there are very much like us. They experience similar problems of diseases and insects. Shortage of manure has mandated more composting and relying on commercial fertilizers. Manure is lacking because cattle, hogs, chickens, and sheep are not in abundance resulting in the meats for table consumption to be imported from other countries—especially Argentina. Spent plants both vegetable and floral are composted and returned to the ground as soil conditioners—nothing is wasted, everything is recycled.

Fungicides and insecticides are used which have been manufactured in the United States and other countries. Copper sulfate and copper sulfate in conjunction with other compounds is used extensively both in vegetable and floral gardens. There is a twofold reason for this: one, they are readily available at a reasonable cost; and their use is an inherited practice from previous generations.

Since, as mentioned, Italy has many hills, small gardens as well as grape vineyards and olive groves are often grown on terraces. Terraces prevent land erosion by downhill flowing water as well as providing horizontal areas for planting. Other advantages, the plantings are more exposed to the atmosphere allowing better air circulation and greater access to the sun.

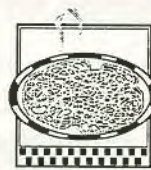
Some of the products grown in the same northern latitude as ours here in Connecticut are common. A better grade and more abundant crop of grapes is grown which goes into the making of Chianti wine. Many olives are cultivated, harvested, and squeezed into oil which

is exported to the United States. Figs may be grown and trees left unprotected during the winter. Chestnuts are getting scarcer but nonetheless are still available for eating roasted or milled into flour for pancakes and baking. Oranges and lemons do well, but apples do not.

Poppies grow wild in the fields and gardenias and camellias survive in the winter without protection.

The growing season is of longer duration. Many crops are planted outdoors in February and growth continues into November. This is probably the result of the influence of the nearby seas on the climate and the protection from the mountain ranges.

Al Romboni, Mystic



Tomato Basil Sauce with Sausage

- 1 lb sweet or hot Italian sausage, cut into 1/2" rounds*
- 5 fresh tomatoes cut up into quarters, medium size **
- 1/4 lb shitake mushrooms with stems removed, cut into quarters*
- A large bunch of sweet basil sliced thinly*
- 5 cloves garlic minced*
- 1 medium sized onion diced*
- 5 T white wine*
- 2 T tomato paste to thicken up sauce a little*
- 1 cup Parmesan cheese*

Saute sausage until just done.

Add onions and garlic until wilted. Add cut up tomatoes and tomato paste. Add white wine, turn up heat to cook off the alcohol in wine. Turn down heat, add sweet basil, simmer for 3/4 hour covered.

Add salt and pepper to taste.

Take off heat, add 1 cup of Parmesan cheese, mix in, and serve over pasta.

* Use 32 oz. can of Italian plum tomatoes in winter to substitute for fresh.

Don & Arlene Hartmann, Uncasville

Interview with Master Gardener Morris Teller

Morris Teller completed the master gardener course in 1987 in Hamden and since then has been a regular volunteer in the Hamden office summer and winter, helping the public with gardening questions and being a mentor for master gardeners in training. This past summer the big topic was the drought and Teller found that many people, understandably, did not water adequately. People with wells may not know how much water they have so are very cautious. However, it is possible to use "greywater" on the garden, such as laundry water or shower water collected in a bucket.

A long-term project of Teller's is summarizing data from calls, which eventually will be put into a computer for use by master gardeners.

Teller's experiences fielding calls sound familiar. He recalls a young man wanting to rejuvenate his twenty-thousand square foot lawn. Although Teller's reaction was why have such a large, high maintenance lawn, he did not try to dissuade the man. Teller has a small lawn, which he has not fertilized in nine years, letting chopped up leaves become compost.

He also mentions several people who call year around just to talk. Although several of his "steadies" know him by name Teller prefers not to give out his name. Callers should talk to whichever master gardener is available.

Morris Teller, who lives in Orange, mostly grows annuals. His garden doesn't get too much sun and the soil is shallow. Down about 18 inches it becomes solid granite. He doesn't grow vegetables, although this year his son-in-law gave him some Sweet William cherry tomatoes. As of November 5 he still had many green tomatoes so was thinking of putting them in the cellar, where it is cool and dry, to ripen.

The Show and Tell Plant Clinics led by Ed Marrotte are, in Teller's opinion, one of the best ways to learn because we actually handle plant samples. Every master gardener who can should attend these sessions, held each summer.

Morris Teller graduated from Brooklyn College, going at night for nine years. His wife then advised "stop griping and do what you want to do." So he did, which was go to graduate school, where he earned his doctorate in plant pathology. He worked first at Parke-Davis and then at Sloan-Kettering, where he did cancer research. In 1982 he retired and now he and his wife enjoy taking courses. Mrs. Teller is a librarian and instructor in library science. Although not a gardener, she likes the flowers her husband brings in from the garden.

From time to time the CAEMG Newsletter will interview master gardeners. This one was conducted by Susan Munger, New London.

Renew/Sign-Up Promptly

Now is the time to renew your CAEMG membership for another year; or, if you are newly certified, to join for the first time. Everyone, please do this now rather than waiting until next year, to make the bookkeeping job easier for our hardworking and amiable treasurer, John Neff. Thanks very much.

CALENDAR

Nov. 15 (Wed) 1 pm

Composting Demo, outside, Bethel Ext. Office (203-797-4176). Dress appropriately. CAEMG meeting to follow.

Nov. 18 (Sat) 10 -12 am

CAEMG Meeting in Norwich office. Newly certified master gardeners invited. We will discuss plans for future activities (places to visit, meetings at master gardeners' houses, etc.), meeting dates, coordinators. Coffee & doughnuts will be served.

Dec. 9 (Sat) 12 noon

Annual Meeting at Hamden Office. Details, pages 1-2.

Mar. 2, 1996 (Sat), 8:30 am-3:45 pm

4th Annual Master Gardener Symposium. UConn West Hartford Campus. Registration 8:30-9 am. A variety of topics will be covered in 3 one-hour workshops of four sessions each. Participants choose one session for each hour. A keynote speaker starts the symposium. There will be vendor displays and door prizes. More details and a registration form in next issue of newsletter.



Symposium Update

Symposium chair, Pam Jacobsen, is working hard on the Master Gardener Symposium for March. She has lined up all but one speaker, is working out details with UConn, and planning a major campaign to promote the symposium. She is also keeping detailed records, which will be valuable for planning future symposiums. Working closely with Pam are assistant chair, Judi Mandl, and registrar, Linda Quagliaroli.

The symposium, held in early spring, is very popular and a wonderful way to start the gardening season. Volunteers make an important contribution to CAEMG's major fundraising event and have a lot of fun. We meet the speakers and vendors as well as master gardeners from all over the state, and we get to

inform nonmaster gardeners about the master gardener program.

Some people have already contacted Pam about volunteer assignments, but we need many more to commit themselves ahead of time. It is important that key responsibilities are assigned as soon as possible to ensure that all runs smoothly March 2. Are you hesitating to volunteer because you don't want to miss any of the sessions, or because you may have to leave early? Keep in mind that most assignments do not overlap all sessions. Some require only a limited amount of time; others are done entirely before the actual day. So if you can help out, please call Pam and find out which assignment fits your own schedule.

The program and registration form will be in the next newsletter. However, don't wait until

Continued on page 6



Connecticut Association of Extension Master Gardeners
MEMBERSHIP APPLICATION FOR 1996

Dues: \$5/year. Dues paid during Fall 1995 are valid through December 1996.

YES, I am a fully certified Master Gardener and I want to be a part of the CAEMG.

I am (a) renewing my membership OR (b) a new member .

If you have no changes in the information you provided last year, as shown in the current (1995) membership directory, just fill in your name; leave rest of application blank.

Name: _____ Year Course Taken: _____

Address: _____ Phone: _____

Extension Office: _____ District: _____

INTERESTS: Circle 10 (or fewer) items of your highest gardening interest.

- | | | | | |
|--------------------|-------------------|------------------------|-------------------|-------------------|
| Annuals | Computers | With Handicapped | Organic | With Seniors |
| Beekeeping | Containers | Herbs | Perennials | Shade |
| Birds | Drying Flowers | Historic Gardens | Photography | Slides |
| Bonsai | Education | House Plants | Plant Disease | Vegetables |
| Butterflies | Flower Arranging | Integrated Pest Mngmnt | Plant Propagation | Water Gardens |
| Cactus | Fruit | Landscaping | Plant Therapy | Wild Flowers |
| With Children | CAEMG Fundraising | Lawns | Rock Gardens | Woody Ornamentals |
| Community Projects | Garden Design | Native Plants | Seed Saving | Writing |
| Compost | Greenhouses | Orchids | Seedlings | |

Indicate subjects you are willing to teach: _____

What affiliations you would like listed in the CAEMG Directory? (for example: Conn. Horticultural Society, NOFA, Arboretum, Local Garden Club).

Please mail dues to CAEMG Treasurer: John Neff, 18 Knollwood Rd., Farmington, CT 06032

Symposium Update, continued from page 5

then. Volunteer now for one of the assignments below.

Vendors. Now is the time to make a list of vendors, such as garden centers and greenhouses, just in your county, to display catalogs and products. Send the list of vendors to Pam Jacobsen who will decide how many we can invite. Pam will provide you with details on what to tell them about available space, time, etc. No later than early January, you will contact them to invite them to set up a display. Master gardeners who own gardening related businesses may exhibit free of charge.

Publicity. Identify locations, such as libraries and garden centers, where posters can be placed announcing the symposium. Line up a few friends to help you.

Coordinator of Master Gardener Table. Work in shifts selling calendars and soil test kits, giving out factsheets, etc.

Hospitality. Arrange for coffee / tea at lunch.

Speaker Keepers. Assigned to a speaker to help that person feel welcome, set up, get a badge, know about lunch. Introduce speaker, using biographical information provided ahead, adjust lights, and make sure the speaker knows when it is time to stop.

Signs and Badges. Prepare speaker and volunteer badges and signs to meeting rooms.

Handicapped Needs. Help people get around and see to other special needs.

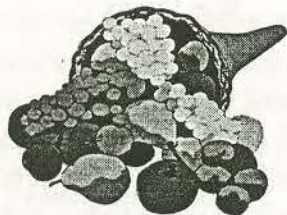
50-cup coffee pot needed.

Box Lunches for Speakers. Can anyone recommend a place in West Hartford that provides box lunches? If so, send name to Pam.

If you would like to volunteer for any of the above, please call Pam Jacobsen at 413-786-1925 soon. Although Pam lives in Massachusetts she is a Connecticut Master Garden.

Susan H. Munger
11 Plant Street
New London, CT 06320

- Newsletter deadline:
January 8
- November Meetings!
Nov. 15 Bethel Ext. Office
Nov. 18 Norwich Ext. Office
See Calendar for details



Robert & Enid Sherman
15 Fire Tower Road
Killingworth, CT 06417

