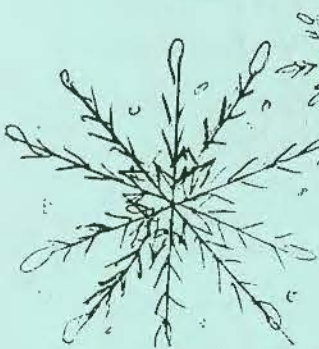


PRESIDENT: ROBERT SHERMAN
VICE PRESIDENT: ISABELLE BULGER
SECRETARY: JEAN BUCK
TREASURER: JONAS ZUCKER
EDITOR: Jan Robertson
SPECIAL PROJECTS:
JEANNE R. CHESANOW
GAIL COLLINS



HISTORIAN:
DISTRICT COORDINATORS
NORTH:
SOUTH: EMILY KCSTECKI
EAST: JANET ROBERTSON
PAST PRESIDENTS:
ROBERT MCNEIL
WENDY DONNELLY
PAUL BROWN

CAEMG NEWSLETTER
VOL 7, NO.1 Feb. 1994



PRESIDENT'S MESSAGE

As I am writing this, it is the start of a new year and winter is upon us. For some time now temperatures have been on the nippy side, ranging here from 0°F to the low 20's. We've already had 7" snowfall and another 'serious' storm is in the offing.

By the time you read this in mid-February most of the winter will be gone. Will it have been a 'hard' one? Or will it have been mild? And what about what's yet to come? Of course no one can predict weather that far ahead with any accuracy, but all of us can predict with certainty what most gardeners will be doing to pass the time.

We can be pretty sure that:

- Gardeners will have had their catalogs open, orders made out, and spring plans will be well underway.
- Many of us will have made plans to attend one or more of the flower shows coming soon - Hartford on February 24-27, Boston on March 5-13, and Philadelphia on March 6-13 - and on March 5 we will all be planning to be at the second

Master Gardener's Symposium, of course!

- Several Master Gardeners will be busy presenting programs and courses at libraries, schools and garden club meetings.

- A new group of Master Gardener candidates will be well on the way through their course.

- Most gardeners will be engaged in that important ritual of planning to improve on last year's successes in the garden and to correct the failures.


- In like manner, several of us will be reviewing 1993 as a CAEMG program year and planning for 1994. We think that, just as we can find ways to improve even the best of gardens, so we can find ways to improve CAEMG. We enjoyed a successful 1993 but we know that 1994 can be better. Two of the areas that we will be working on are: increasing the sharing of programs and information among the districts; and improving our ability to attract new Master Gardeners to CAEMG.

There are plenty of other areas where we can do better as well and we want your suggestions, criticisms, and comments about any facet of our organization.

We would also welcome any help in implementing your ideas.

HAPPY NEW YEAR

Bob



BOOKS USED BY MASTER GARDENERS

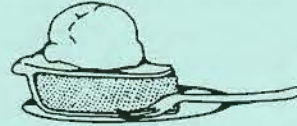
Last September at the Haddam meeting master gardeners were asked to tell us their favorite gardening books. This information appeared in a November column in The Day. The books described were these:

- *Reader's Digest Illustrated Guide to Gardening.*
- *Rodale's All-New Encyclopedia of Organic Gardening.*
- *Antique Flowers: A Guide to Listing Old-Fashioned Species in Contemporary Gardens.*
- *Perennials for American Gardens.*
- *Joy of Gardening.*
- *The New Organic Grower: A Master's Manual of Tools and Techniques for Home and Market Gardener.*
- *Square Foot Gardening.*
- *The Complete Book of Herbs: A Practical Guide to Growing and Using Herbs.*
- *Herbal Treasures: Inspiring Month-by-Month Projects for Gardening, Cooking, Crafts.*
- *Pleasure of Herbs.*
- *Flowering shrubs and Small Trees.*
- *Let's Grow! 72 Gardening Adventures with Children.*
- *Diseases of Trees and Shrubs.*
- *Rodale's Chemical-Free Yard and Garden.*
- *Rodale's Garden Insect, Disease, Weed Identification Guide.*

We would like information on more books used by master gardeners to incorporate into

a book review column for future issues of this newsletter. Please send the following information on your favorite books to Susan Munger, 11 Plant Street, New London, CT 06320 (443-2261):

Title, Author, Publisher, Date of Publication, No. of Pages, Photos (b/w or color), Drawings and a sentence or two stating what you like most about the book.

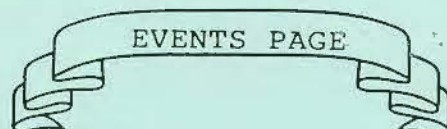


As requested at the December Annual meeting.

*Jan's recipe for:
CHOCOLATE PECAN PIE*

- 2 oz unsweetened chocolate
- 1/2 cup butter
- 3 eggs
- 2/3 cup sugar
- 1/4 tsp salt
- 3/4 cup dark corn syrup
- 1/4 cup rum
- 1 cup pecan halves
- 1 unbaked 9-inch pastry shell
- Whipped cream, to garnish

Melt the chocolate with butter in the top of a double boiler over moderate heat. Remove from water and cool slightly. Combine the eggs, sugar, salt, corn syrup and rum in mixing bowl and beat to blend. Beat in the cooled chocolate and butter. Put pecans in the bottom of pie shell and add egg mixture. Bake in preheated 350 degree oven 40 to 50 minutes. The top should still be soft and the center not quite set when the pie is shaken. Serve with whipped cream that barely holds a soft peak. Serves 6 to 8.



MEETINGS



Eastern

February • Cancelled

Due to lack of coordinator for the Brooklyn area meetings will now be held at Norwich and Haddam offices only.

March 5 • Symposium.

March 19 • Tour of Earth Gro
Before meeting at Earth Gro. Earth Gro is on RT 207 from Norwich area & South take RT 2 to RT 32N. Go about 10 miles to RT 207. Turn left (west) about 1 mile turn left onto Industrial Park Road. From Middletown area 66 to 16. Stay on 16 past RT 2 to 207. Turn right onto Industrial Park Road in Lebanon.

April 16 • Haddam meeting

will be held at Jan Robertson's house. Arlene Hartman and Greg MacKensie will give a pruning demo. Jan's House: RT 9 North to exit 11 (Randolph Road). Turn left end of amp continue 'til "T" at RT 17. Turn left go past Monte Green Inn. Take next right (Brush Hill Road) and follow up, down, around curve to second left (Colonial). Take next right to 56 Scenic View Dr. Call 347-4073 if any questions.

May 21 • Norwich

June 18 • State meeting TBA.

MARK YOUR CALENDARS NOW!

Feb. 24-27 • Hartford Flower Show.

Feb. 25-27 • Rhode Island Flower Show (Their First!) is at the Providence Convention Center.

Exhibitors will include:

Allen Haskell, Tranquil Lake, Blithewold, R.I.

Wild Plant Society • Call

Ellen Bothamly or Jan

Robertson for possible car pooling.

March 5 • CAEMG Symposium.

March 5 • NOFA Conference.

"We Are What WE Eat -

Growing, Buying, Cooking

Organic Food." To be held

in Wethersfield. If

interested call the NOFA

office • 484-2445.

March 5-13 • Boston Flower Show.


March 6-13 • Philadelphia Flower Show.

March 26-27 • New London Flower Show.

April 9 • Haddam Historical Society Symposium. 'Flowers of the Past and Today's Garden'. Haddam Elementary School, RT 154, Haddam. A horticultural symposium for individuals as well as historical organizations interested in preserving the past through their gardens. The program will feature nationally known author and illustrator, Rob Proctor and Anita Ballek of Ballek's Garden Center, E. Haddam. In addition to the principle lectures, the program will

include an auction, tea and vendors of botanical supplies. Tickets are \$20. For further information and advance tickets call 345-2400. Sponsored by the Haddam Historical Society.

HOLLAND IN BLOOM



April 28-May 6. Sponsored by University of Rhode Island Master Gardeners. Eight day tour of the Netherlands escorted by Master Gardener Art Fischer \$1499 price (plus tax) includes air fare, tour guide, transportation in Holland, first class hotel, entrance fees and some meals - for more information contact URI, Rosanne Sherry at 401-792-2900. Deposit required.

June 18 - CAEMG State Summer meeting-more later

Sept. 22-24 - Northeast Regional Master Gardener Conference To be held at the Eden Resort Inn and Conference Center in Lancaster Pennsylvania. Workshops and tours planned including organic gardening by Jeff Ball, beneficial insects, native Plants, more, tours to Lancaster Harrisburg arboretum & botanical or Longwood Gardens. For more info stay tuned or use info request form below.

cut here

For more information about the 1994 Northeast Regional Master Gardeners Conference in Lancaster, Pennsylvania, please send this form to:

1994 NE Regional Master Gardener Conference
The Pennsylvania State University
306 Ag. Administration Building
University Park, PA 16802-2601
Telephone: (814)865-8301
FAX: (814)865-7050

Deadline for information requests is May 1, 1994.

PLEASE PRINT

Name Last First MI

Home address Street or RFD/Box No.

City State Zip code


Information on the conference, registration, housing, etc. will be mailed in early spring 1994. An Equal Opportunity Employer

1994 Northeast Regional Master Gardener Conference

DON'T MISS OUT!

ATTENTION

March 15 Deadline for membership directory. Be sure your dues are in to receive or be in the new directory. Our new treasurer is Jonas Zucker, 46 Warwick Ave. Fairfield, Ct. 06432



Storm Alert

In the event of bad weather 1080 AM tune in to WTIC am radio for cancellation news.

FRIENDS OF HORTICULTURAL THERAPY

The New England Chapter of the American Horticultural Therapy Association, the New York Botanical Garden and the New Canaan Nature Center are co-sponsoring a symposium to be held on June 2 and June 3 at the Nature Center. Master Gardeners have been asked to participate with an exhibit and a presentation or panel discussion or demonstration. I have talked to Master Gardeners who have indicated an interest in hort therapy on their membership enrollment but if any Master Gardeners I have not contacted have participated in horticultural therapy programs and would like to share their experiences please call me - Marie Dube-at the UConn Extension office in Hamden, 789-7865.

Can you deal with weeds in your vegetable garden? Have you been maintaining lush houseplants? Do you know when and how to prune your trees and shrubs? Are you concerned about applying chemicals in an environmentally responsible way?

Hort Impact may be the practical publication you need. This is an eight-page newsletter for home gardeners who value the environment. Hort Impact is packed with everything from lawn care to landscaping, perennials to pests.

The articles written by experienced plant professionals, aim to help you find answers to your horticultural problems, increase in plant knowledge and enjoy the indoor and outdoor gardening experience.

If you like to receive this easy-to-read newsletter, please return the form to the right. (The \$10 fee covers only the cost of printing and mailing the publication.) Send completed subscription form plus check (\$10/subscription or \$1/sample issue) payable to: The University of Connecticut to: Patsy W. Evans, Dept. of Plant Science, UConn, 1376 Storrs Rd., Storrs, CT 06269-4067.

Clip & return with remittance

Please print:

Name: _____ New ___ Renewal ___ Sample ___

Address: _____

Town: _____ State _____ Zip _____

Send completed subscription form plus check (\$10-subscription, \$1-sample) payable to: the University of Connecticut to: Patsy W. Evans, Department of Plant Science, The University of Connecticut, 1376 Storrs Road, Storrs, CT 06269-4067



Our fourth year of weekly garden columns in the New London Day ended on November 19. Eleven master gardeners

contributed thirty-seven columns on a wide variety of topics. We anticipate starting a fifth year in March and would like more writers from any part of Connecticut since not all of us are in the eastern district. If you would like to participate, call Bob McNeil (739-5134) or write to him at 16 Damon Heights Road, Niantic, CT 06357 for information.



EASTERN DISTRICT

Master Gardeners in the eastern district had another busy year in 1993. They presented over 80 programs in gardening, composting and Sound Gardening with over 1600 in attendance. In addition there were 4 fairs and exhibits for which no attendance figures are available. Twenty-five to thirty different master gardeners participated. Kudos go to Robert Lewis who participated in twenty programs. Series of programs for 1994 are already scheduled for Norwich Adult Education, Middlesex Community College, East Lyme Public Library, and Mystic-Noank Public Library. If you would like to assist this year call Bob McNeil (739-5134) or Dawn Kerbow at the Norwich office (887-1608).

Edward Corbett (Department of Plant Science) was selected as the 1993 Outstanding Teacher of the Year by the University of Connecticut Agricultural and Natural Resources Alumni Association.

TIMELY TIPS

To force branches into bloom put a 2 gallon pail inside a plastic dress bag & fill pail three-fourths full with luke-warm water. Pound the ends of woody stems or split them with a sharp knife. Put branches into the water. Add a cotton ball soaked in sudsy ammonia to the water & tie the bag closed. Keep in warm place but out of the direct sun.



MAY NEWSLETTER DEADLINE APRIL 16



DEAN OF AGRICULTURE TO BE KEYNOTE SPEAKER
SYMPOSIUM • 2ND ANNUAL • MARCH 5

Dean Kirklyn M. Kerr, Dean of Agriculture has accepted an invitation to be the keynote speaker at the Second Annual Master Gardener Association Symposium to be held on March 5, 1994. His topic will be *"The Future of Horticulture at the University of Connecticut"*.

Again, as last year, attendees will have their choice of three classes each hour. Many new speakers and/or topics have been added to the program. However, due to the many requests of individuals attending last years classes, some subjects will be repeated.

The symposium will once again be held at the West Hartford Branch of UConn at 1800 Asylum Avenue.

Look for your registration form in the mail soon.

New London County
Agricultural Extension Council, Inc.
562 New London Turnpike
Norwich, CT 06360

Non-Profit Organization
U.S. POSTAGE
PAID
Norwich, Conn.
Permit No. 13

PRESIDENT: ROBERT SHERMAN
 VICE PRESIDENT: ISABELLE BULGER
 SECRETARY: JEAN BUCK
 TREASURER: JONAS ZUCKER
 EDITOR: Jan Robertson
 SPECIAL PROJECTS:
 JEANNE R. CHESANOW
 GAIL COLLINS

HISTORIAN:
 DISTRICT COORDINATORS
 NORTH:
 SOUTH: EMILY KOSTECKI
 EAST: JANET ROBERTSON
 PAST PRESIDENTS:
 ROBERT MCNEIL
 WENDY DONNELLY
 PAUL BROWN



CAEMG NEWSLETTER
 VOL 7, NO. 2 May 1994

MEMBERS TO DATE : 238



GREETINGS

In rereading my remarks in the February newsletter my eye is caught by the line ".....you read this in mid February, most of the winter will be gone." That turned out to be more than a little optimistic; this was the winter that wouldn't go away. On Easter Sunday we took pictures of our grandchildren next to the piles of snow in our backyard!

The good news, of course, was that all that snow cover prevented the freezing/thawing cycles which so often cause so much damage to our flower beds.

And SPRING is now really here! So we remove the debris from the lawn and gardens, prune the dead and broken branches from the shrubs, turn the compost pile, and with soil test results in hand head into another great growing season.

Our Second Annual Garden Symposium on March 5 proved to be even more successful than last year's! There were more people in attendance this year, the weather was better and the sessions offered were both excellent and well received by all. DEAN KERR's keynote talk on "The Future of Horticulture at UConn" was especially interesting, informative, and encouraging. We should all be more aware of what the future holds for us as Master Gardeners in our relationship to the Extension

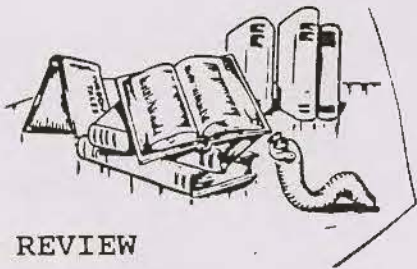
System, so we are most grateful to the dean for taking the time to be with us.

PAUL BROWN deserves a LOT of praise and the gratitude of all for his work in chairing the Symposium. Without him it would likely not have happened. True, there were a number of others in supporting roles, and we thank them also, but it was PAUL who made it happen! Thank you PAUL, it was great.

We should acknowledge also the contributions of UConn who allowed us the use of the buildings, and of CARL SALSEDO for his help as facilitator and speaker.

Finally a word about "cross pollination" • Part of the fun of gardening for all of us is the sharing of what we know and what we grow with other gardeners. WE are to foster this sharing within CAEMG by encouraging the membership to participate in CAEMG programs, not just in our own districts, but anywhere they're offered. There are some exceptional tours, talks and garden visits presented in all the districts from time to time and we should all feel welcome no matter where they happen. More about this in another newsletters.

Bob



BOOK REVIEW

The Complete Book of Herbs: A Practical Guide to Growing and Using Herbs, by Lesley Bremness. Viking Studio Books, 1988. 288 pp. Color photos throughout. \$30.00

This book covers planning an herb garden; using herbs for decoration, cooking, cosmetics; and an index to over 100 herbs. In the planning section are diagrams of gardens by size and theme. The index lists herbs alphabetically by botanical name, common name following, gives a brief history of the herb, and its cultivation and uses. Color photos show the herb growing and close ups of the seed, flower, leaves. Sometimes more than one variety is shown; 21 different thymes are pictured.

Here are some household and garden uses for herbs:

- deterrent to moth, flea, fly, weevil and other insects
- deodorizer of animal and cooking smells
- bleach and stain remover
- furniture polish
- attractant of honey bees and other beneficial insects
- mice repellent

For gardeners intent on reducing use of commercial chemical products, this book provides alternatives you can grow yourself.

As for medicinal uses I am a bit cautious. However, caveats throughout will prevent you from harming yourself. For example, the author states that all laurels except sweet bay are poisonous and large doses of sorrel may damage kidneys.

The decorative uses section gives instructions for flower arrangements, nosegays, wreaths, garlands, baskets -- all illustrated with labels identifying the herbs used. The culinary uses section includes recipes for soups, fish, meat, vegetables, breads, preserves, vinegars, drinks.

Information is given on making herbal dyes, papers, inks, toys and trinkets, potpourri. Recipes are included for cosmetics, soaps, hand creams, shampoos.

The author runs an herb nursery and garden design service in England.

Susan Munger

Editorial Note: The book review column will be a new and regular column in the newsletter. Many thanks to Susan for her fine reporting.

UCONN HORTICULTURE GARDENS needs volunteers for the summer program. If you are interested please contact Dr. Mark Bridgen at 486-3435.

Thanks again to Rochelle Syme for her typing assistance.

MAY 21 • Master Gardener Meeting/Plant Swap (and a peek at Allen's Garden). Join us 10 AM to noon.

Allen Gauthier
653 Col. Ledyard Highway
Ledyard, CT

From RT 95 near Groton take RT 184 west. Go several miles to center of Groton at intersection of RT 117. Go approximately 4-5 miles. At the traffic light just before

the Ledyard Library, take a right onto Col. Ledyard Highway. Approximately 1 mile, look for sign on right marked "Col. Ledyard Park". About 100 feet past this on the right is driveway. Black mailbox marked 653.

MAY 27 • Friday. 10 A Bronx. TOUR: WAVE HILL. Guided tour of an 1843 estate with aquatic garden, alpines, perennials, ornamental grasses overlooking Hudson River. COST: \$4.00 per person. Call Elizabeth at 255-5851. Give name, address and phone number. We will try to set up some car pools from Bethel, Hamden and Haddam, etc.

JUNE 2 & 3 • Friends of Hort Therapy. "The Many Facets of Horticultural Therapy", New Faces, New Ideas and New Directions. Sponsored by: Friends of Horticultural Therapy, the New York Botanical Garden, the New England Chapter of the American Horticultural Therapy Association and the New Canaan Nature Center. This symposium is designed to educate everyone who is interested in learning more about the healing power of gardening and the tools and techniques used in therapeutic horticulture.
Thursday, June 2, 1994 • Full Day Educational Programs and Friends of Horticultural

Therapy Reception and Fundraiser. Friday, June 3, 1994 • Morning Program and Tours of Neighboring Horticultural Therapy Programs. For further information, call the New Canaan Nature Center (203) 966-9577. (NOTE: Master Gardeners are participating).

JUNE 8 • Wednesday. Show 'N Tell with Ed Marrotte. 10 A to noon in West Hartford.

JUNE 18 • Saturday. Summer Meeting. Directions to Elizabeth Park. From 84 East take exit 44 (Prospect Avenue). At stop sign continue straight to the light. Left at the light (Prospect), go 3 miles (cross Farmington, Fern Street) about 100 yards after Fern see entrance on left. Enter park; drive around the roses past the greenhouses. You will see the pond house next to it. FROM 91 take 84 west at exit 44 At stop sign at bottom of ramp take right and go left on Prospect, go 3 miles (cross Farmington, Fern Street) about 100 yards after Fern see entrance on left. Enter park; drive around the roses past the greenhouses. You will see the pond house next to it.

JULY 13 • Wednesday. Show 'N Tell with Ed Marrotte. 10 A to noon in Haddam.

AUGUST 13 • Deadline for September newsletter.

SEPTEMBER 22-24 • Northeast Regional Master Gardener Conference, Lancaster, PA. (see February newsletter for info. Also watch for more in September newsletter or call your leaders).

KNOX FOUNDATION needs volunteers especially for community gardens. Contact Marguerite Alpert, 150 Walbridge Road, Knox Parks Foundation, West Hartford, CT 06119.

HARKNESS TO INTRODUCE RAISED BED GARDENING

With the assistance of several southeastern Connecticut Master Gardeners, Harkness Camp for the Handicapped in Waterford, CT is starting a new program this spring to provide facilities for raised bed gardening.

A public open-house was held on Saturday, May 7 at the Harkness Camps site to describe the program and offer an opportunity for those interested in helping to implement the project. It is anticipated that once completed, it will be self-sustaining with only an occasional input from garden advisors and counselors.

The landscape design has been completed and the design approved. Ground breaking for the project was conducted on April 19. Topsoil, compost and tools are on order.

In addition to the ground level raised beds and landscaping, two 4 by 8 raised beds and two 4 by 8 potting tables have been constructed to provide wheel-chair access. The project will encompass both flower and vegetable gardening. Planting dates will be scheduled about Memorial Day. The camp will open in June. Additional Master Gardeners are welcome to become involved as their time permits. For additional information, call Julia Griswold, Chairperson (203) 535-3061 or Harkness Camp (203) 443-7856. Captain Mac McFarland, Mystic



IPM
RESEARCH •
Cornell
University and
Longwood Gardens
have been doing
research on
controlling blackspot
and powdery mildew

on roses using baking soda and Sunspray Ultra Fine Horticultural spray oil.

Instead of using fungicides on the 400 plants in the formal rose garden at Longwood they sprayed the roses every other week from April to late July then weekly during August and September. The spray consisted of (one) 1 tablespoon of baking soda (sodium bicarbonate, and 2 1/2 tablespoons of Sunspray Ultra Fine Horticultural Spray Oil per gallon of water. It is important to follow the right proportions as the research at Cornell shows higher concentrations will damage roses. They found the horticultural spray oil alone prevents powdery mildew, not only on roses but zinnias, phlox, lilacs and sycamore, even eliminating existing infestation. For blackspot the combo spray appears to be effective only as a preventative and might be more effective if they sprayed weekly or switched to a conventional fungicide during July and August. Also the mixture may not be as effective controlling minor diseases.

Longwood Gardens also practices more strategies. In spring remove any diseased canes and leaves and treat plants and soil surface with a lime sulfur spray. Choose disease resistant varieties, plant in full sun with good soil. Water roses only in the morning and remove any dropped leaves from the beds. Thin if necessary to improve air circulation.

They were encouraged by the baking soda and spray oil mixture and consider it a promising tool in the rose IPM program. I intend to give it a try and if you do let's compare notes. This info was published in the May/June 1993 issue of Fine Gardening. The spray oil is available commercially (Comstock and Ferre, Holdridges, Salem Country Gardens) and by mail order (Gardens Alive). Jan Robertson

ATTENTION: We would like to have the "Timely Tips" be a regular column. I am sure someone out there has a wealth of information to share and would have fun keeping on top of the news. Won't you be the reported for this column/page? Call Jan.

CLOTHESPIN TRICKS

Necessary pruning is most easily seen when there are no leaves on the tree (shrubs, etc) but for whatever reason may not be the best time to prune. Place a clothespin on either side of the cut you want to make and it will be much easier to remember when you come back with your saw.

Use the spring clothespin for above but the old fashioned clothespin works great for anchoring a light branch to the ground until it roots for layer propagation. Jan

.....

In the category of it works but we don't know why: water your primroses with one package of yeast to 2 gallons

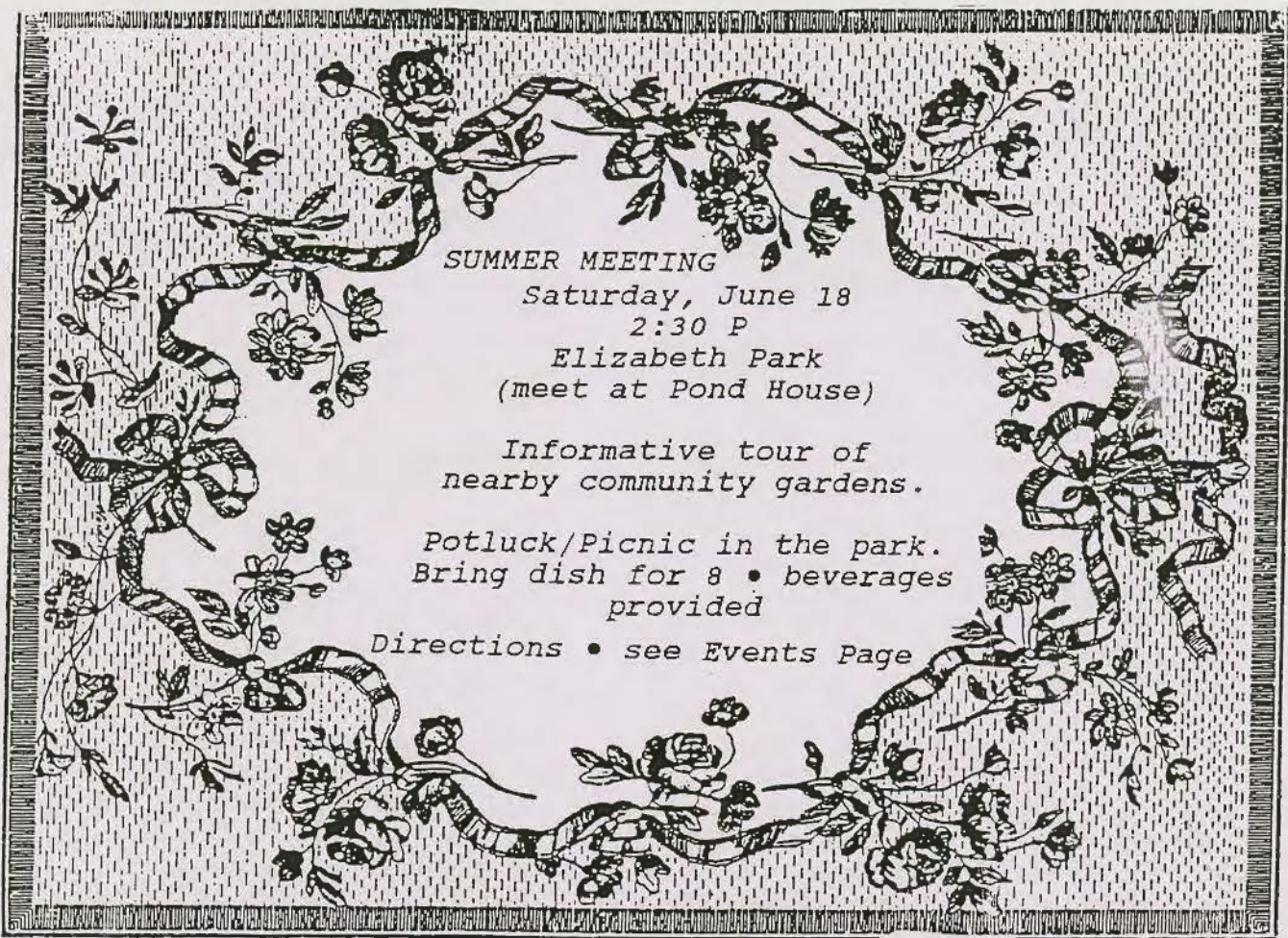
of water. (Courtesy of the Sherman's) or how about: Cutting willow twigs into water, soak for couple days and use the resultant "Willow Water" to root cuttings and/or water the above clothespin branches. Promotes new roots.

ENVIRONMENTAL TIP

Biosafe by Ortho is a new spray to protect lawns and gardens from root-feeding insects without leaving chemical residues or other harmful agents. It contains beneficial nematodes, microscopic organisms with appetites for killing pests such as Japanese beetle grubs, root weevils and cutworms. With optimum conditions, such as moist soil, one application will last six to eight weeks, the maker says. Success in controlling grubs with BioSafe has been reported and is being recommended over Japanese Milky Spore.



"Eat my apple, will you! Leave my garden! Begone! ... And take all the mole traps with you!"



SUMMER MEETING

Saturday, June 18

2:30 P

Elizabeth Park

(meet at Pond House)

Informative tour of
nearby community gardens.

Potluck/Picnic in the park.
Bring dish for 8 • beverages
provided

Directions • see Events Page

C.A.E.M.G.
c/o J. Robertson
56 Scenic View
Middletown, CT 06457

JUN 19 1996



Robert & Enid Sherman
15 Fire Tower Road
Killingworth, CT 06417

PRESIDENT: ROBERT SHERMAN
 VICE PRESIDENT: ISABELLE BULGER
 SECRETARY: JEAN BUCK
 TREASURER: CHARLOTTE HURLBUTT
 EDITOR: MARE A. ADAMS
 SPECIAL PROJECTS:
 JEANNE R. CHESANOW
 GAIL COLLINS

HISTORIAN: MARE A. ADAMS
 DISTRICT COORDINATORS
 NORTH:
 SOUTH: EMILY KOSTECKI
 EAST: JANET ROBERTSON
 PAST PRESIDENTS:
 ROBERT MCNEIL
 WENDY DONNELLY
 PAUL BROWN



CAEMG NEWSLETTER
 VOL7, NO. 3, Sept. 94

MEMBERS TO DATE :238

GARDENERS



PRESIDENT'S COLUMN

I recently reread the President's Column for August, 1989, written by Bob McNeil when he was in his second year as President.

In it he poses some questions which are still appropriate to ask ourselves today, both as an organization and as individuals.

He asked how well we were achieving the stated purpose of CAEMG, namely how much we have extended our knowledge of gardening; how many of us have met and associated with other Master Gardeners; and most importantly, has the CAEMG provided means by which members may "share their knowledge and expertise and offer help and assistance to the public through the Cooperative Extension Service"? (Service is now System of course).

His feeling at the time was that there was much room for improvement and there were few then, as now who would not agree.

Five years later, we look at the same questions, I think the same comment can be made: there is still much room for improvement.

HOWEVER we should take note of the great progress made in the last five years toward achieving all three parts of

our Purpose as stated in Article II of our By-Laws.

Who among us have been active and has NOT extended his/her knowledge? Few if any, I think.

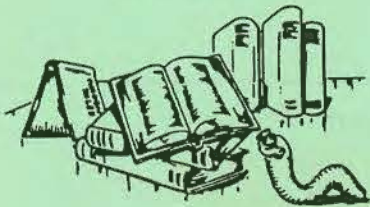
Likewise who among us have been active and has NOT met and associated with other Master Gardeners? Again, few I think.

As for helping the public, consider the number of classes taught and talks given, the number of new Master Gardeners mentored, the fairs, the Symposia, the newspaper columns, the community gardens, and so on, where CAEMG members have been so active.

There is certainly still much room for improvement, (our active membership should be much larger for instance) but the process, I think, is not like climbing a mountain and reaching the top but rather it is like gardening itself where even the greatest gardens have room for improvement.

My view is that for five years CAEMG has been moving steadily toward achieving the fulfillment of our Purpose, and will continue to do so, even though we will never be able to say "we are there".

The fact that we are as far along as we are, I believe, is due to Bob McNeil's getting us started so firmly on this course!



**BOOK
REVIEW**

*Common-Sense
Pest Control,*
by William

Olkowski, Sheila
Daar, Helga

Olkowski. The Taunton Press,
1991. 715 pp. black/white
illustrations. \$39.95

The subtitle, "least-toxic solutions for your home, garden, pets, and community," indicates that this is a lot more than a garden book. It also discusses termites, wood decay fungi, fleas, bats, rats, pantry pests, yellow jackets, even weeds, and more. The text points out the beneficial qualities of bats and yellow jackets and that only in certain circumstances are they pests.

Control methods include short-term ones to bring a problem under immediate control and long-term ones that include physical, biological, and chemical measures. Chemical controls include materials generally considered less toxic, such as insecticidal soap and horticultural oils. Treatment methods are described in detail and also summarized in boxes. For example, beetle and grub control starts with monitoring the lawn, improving the soil to promote healthy grass, minimizing irrigation to reduce the moist habitat preferred by beetles during egg laying, and ending with recommending neem or an insecticidal soap/pyrethrin

mix for chemical control, if warranted.

This book contains much practical and general information, such as life cycle and habits of pests. For example, aphids respond to high levels of nitrogen and congregate on buds and tips of stems, areas that grow quickly and are high in nitrogen. To control aphids maintain nitrogen at a level adequate for slow or moderate growth. Another habit of some aphids is to alternate between host plants, leaving one in spring, spending summer on another, and returning in fall to the spring host. If you wait awhile your aphid problem may go away on its own.

The authors are professional pest managers. They wrote the book in response to many requests from the public for information. They maintain the Bio-Integral Resource Center, a nonprofit organization to gather, evaluate, and publicize information on environmentally benign pest control methods. Copies of this book are in the master gardener offices.
Susan Munger

TAX DEDUCTION!

If you are updating your computer system a donation of your old (IBM compatible) computer would be a tax deduction for you and fill a dire need for CAMEG. Call Jan at 347-4073.

• September 17 • Master Gardener Meeting. Join us 10 AM - Noon. Place: Bob and Enid Sherman, 15 Fire Tower Road, Killingworth.



DIRECTIONS: From Route 9 south take Exit 9 to RT 81 south. The second traffic light equals about 5½ miles at RT 148; go through light; .7 miles turn right on Fire Tower and #15=1/2 mile on left (red house - # and name on mailbox).

From I-95 Exit #63. Go 5.2 miles north to traffic circle at RT 80. From there go north on RT 81 1.1 miles. Turn left on Fire Tower (Just before Fire Tower pass school and one house on left) • #15 is on the right about 1/4 mile from RT 81.

• October 8 & 9 • 48th Annual Horticulture Show from 10 A to 6 P on Saturday; 9 A to 4 P on Sunday - FREE! At UConn in the Ratcliffe Hicks Area located on RT 195 at No. Eagleville Road in Storrs. Many items of interest: Plant & flower displays, petting zoo, perennial and trial gardens. 45 kinds of petunias, 30 varieties of marigolds, 23 cultivars of geraniums, etc., etc. David Austin Roses and more.



• October 15 • Master Gardener Meeting in the Norwich area. More info at the September meeting at the Sherman's or contact Allen Gauthier at 464-9929.

• September 22-24 • Northeast Regional Master Gardener Conference. Lancaster, PA. "In Preserving the Past... Growing a Future". Thursday and Friday - concurrent sessions on Organic Gardening, Ornamentals I or II, or Edible Gardening. Rosalind Creasy

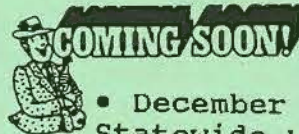
will give the banquet address "Children in the Garden" the Next Generation of Master Gardeners" at Thursday evening's Pennsylvania Dutch Smorgasbord. Jeff Ball will speak on a New Approach to Pest Control at one of the

Friday sessions. Special: TOMATO TASTING - bring five of your favorite variety Friday afternoon choose between hand-on workshops or tours. Optional tours on Saturday are to Lancaster's Central Market or to Longwood Gardens or to several gardens in Harrisburg.

DON'T MISS THIS CONFERENCE

Call the Extension Office for a registration form.

• November 19 • MASTER GARDENER MEETING
HADDAM EXTENSION OFFICE
speaker TBA



• December 3 • Saturday • Statewide winter meeting. Details TBA.

• March 4, 1995 • Symposium • Save these dates.

MORE CALENDAR NOTES

Master Gardeners in the Eastern District are planning two series of garden programs this fall. Al Romboni has organized the following schedule at the Mystic & Noank Public Library (536-7721).

October 4 •
Dried Flowers • Bob & Jeanne McNeil

November 1 •
House Plants • Ellen Bothamley

Bob McNeil has scheduled the following programs at the East Lyme Public Library (739-6926) September 21 •

Perennials • Charlotte Hurlbutt

October 26 •
Woody Ornamentals in the Home Landscape • Bob Sherman

November 16 •
House Plants • Ellen Bothamly

Programs are free and open to the public. Since seating is limited at both libraries registration is recommended by calling the library.

A GARDEN COLUMN written by a Master Gardener appears each Friday in the New London Day. If you would be interested in contributing, call Bob McNeil at 739-5134 or write to him at 16 Damon Heights Road, Niantic, CT 06357.

We will be publishing until the middle of November and start again next March. We are completing our 5th season this year.

Salem Country Gardens has free seminars.

• September 24
Bulb seminar & slides. -
10 AM

• September 28
Planting perennials.

• October 1
Fall pruning; birds;
orchids.

• October 2
Herbs

....and more call 859-2508 for details.

It's Greek to me --- According to the July issue of Food and Health Magazine, Greek scientists have found that the essential oils in sage, rosemary, lavender and Greek oregano suppresses sprouting and inhibits the bacteria that causes potatoes to rot in storage. Controlled experiments were conducted using either the essential oils or the dried herbs or nothing. The herbed potatoes sprouted much more slowly than without and when the herbs were removed they sprouted normally. The taste of the potatoes was not affected by any of the herbs.

FROST DATES • The average frost date for most of Fairfield County is October 8th (range from September 30 - October 10). This means there is a 50/50 chance of frost on October 8 based on 30 years of weather records.



LAWNS --

September is the best time to reseed lawns. Many lawns have suffered because of the long dry summer but their roots are hopefully still alive. Some lawns, however, have been damaged by insects or diseases that have damaged the roots. Rake, with a flexible rake, to determine the extent of root damage. If more than 50% of the lawn is ok, a complete renovation is not necessary. Choose a high quality lawn seed that is proper to the environmental conditions of the lawn (sun/shade, dry/damp). Many of the newer varieties have disease resistance and some even have insect resistance. When spreading seed, it is best to put the second half in a direction that is at right angles to the first. Rake lightly with the back of the rake to insure soil contact. New seed must be kept moist once it is wet or it will die. The seed bed may need to be watered twice daily if it is very hot and dry. Do not water heavily. You want to moisten the soil, not drown or wash it away. Our cool season lawn grasses grow extremely well at this time of year and you will not have a lot of weed seeds sprouting.

Prolong the Growing Season •

With a little extra care and protection, you can enjoy cool weather produce as late as November and December. Warm-weather crops stop growing once it becomes cooler and there is less sunlight, but they can continue producing through early autumn if they are protected from the first frost.

Cover plants with a blanket or other thick fabric to insulate them against the cold. Irrigation is also helpful for protecting warm-weather crops like tomatoes, squash and cucumbers from frost. If a frost is expected, continually sprinkler the plants with water, starting before dawn and continuing for two to three hours. The water releases heat energy that protects plants.

COVER CROPPING • It is not too early to start planting cover crops in the garden. Many vegetable crops have run their course and rather than leaving the soil open, planting a cover crop in those areas can provide many benefits. It helps prevent erosion from rain water and wind, preserves nutrients, produces organic matter and improves soil structure.

Seedings can be done through September. Winter rye is perhaps the most commonly used cover crop. However, a combination of rye and a legume will make a better cover crop. Legumes such as red clover, peas and beans can be used. Rye should be seeded

FASCINATING FACT

The typical walk-behind gas-powered lawn mower produces as much air pollution in one hour as a new car does in more than 11 hours, according to the EPA. About 5% of the nation's air pollution is generated by mowers and other gas-powered garden tools. That's why the EPA recently announced exhaust emissions standards for lawn equipment-manufacturers will have to comply by 1996.

MEMBERS IN THE NEWS

Mark P. Bridgen, Associate Professor of Horticulture at

UConn has received a grant from the Yankee Ingenuity Program of the Connecticut Department of Economic Development. White Flower Farm of Litchfield and Prides Corner Farms of Lebanon will assist Mark as he continues his breeding project of the Alstroemeria (Peruvian or Lily-of-the-Incas). Look for Mark's plant in White Flower Farm's catalog this spring.

The Hartford Courant's Erwin Goldstein Garden Column recently extolled the efforts of the crew from the "Cooperative Extension Service Master Gardener Program" on the garden for the handicapped they built at Camp Harkness in Waterford. Mentioned in the article were Julia Griswold, state occupational therapist and Master Gardeners' Al Romboni, Dorothy Cheo and June Murphy, not mentioned but also involved in the project are: Mac McFarland, Shirley Mitsko, Nancy Gould, Bruce Riever. Congratulations on a worthwhile project well done!

EDITOR: Jan Robertson

J. Robertson
56 Scenic View
Middletown, CT 06457

typing:
Thanks Rochelle!

OCTOBER 15
NOVEMBER NEWSLETTER DEADLINE

DATED MATERIAL—PLEASE RUSH



Robert & Enid Sherman
15 Fire Tower Road
Killingworth, CT 06417

President: Robert Sherman
Vice President: Isabelle Bulger
Secretary: Jean Buck
Treasurer: Jonas Zucker
Editor: Jan Robertson
Special Projects: Jeanne R. Chesnow
Gail Collins

Historian:
District Coordinators:
North:
South: Emily Kostecki
East: Janet Robertson
Past Presidents: Robert McNeil
Wendy Donnelly
Paul Brown



CAEMG Newsletter
Vol. 7 No. 4 November 1994

Members to Date: 241

PRESIDENT'S MESSAGE

CONGRATULATIONS (!) to you, the newly certified members of the Master Gardeners classes of 1994 from all of us in The Connecticut Association of Extension Master Gardeners (CAEMG).

I would remind you though, that this should be just the start of your Master Gardening career. There are, and will be in the future, many and diverse opportunities for you to serve the gardening public by sharing your knowledge.

The CAEMG was formed to help meet these opportunities. We exist for three reasons, namely (to paraphrase our stated PURPOSE): to further OUR gardening education, to meet and associate with others of like interests, and To Assist The Cooperative Extension System In Reaching Out To The Gardening Public.

We would like to have you join us in CAEMG and hope that you will be moved to do so.

To get acquainted, we invite you to attend our Annual Meeting on December 3, 1994 at Avery Point. Details of the program for the day and directions for getting there are described elsewhere in this newsletter. We hope to see you there.

This issue of our regular newsletter is being mailed to all the "Graduating" Master Gardeners and includes a membership application form. Please join us!

* * * * *

This is my last President's Message; my term(s) will end with the election of new officers at the annual meeting. I have enjoyed holding the office but look forward to participating as a regular member again as well.

Looking back over the past years, it seems to me that the Master Gardener program is snowballing, not only in our state, but in virtually every state in the union and in Canada as well.

This snowballing effect was brought to mind recently when Enid and I, along with 17 others from Connecticut, attended The Northeast Regional Conference of Master Gardeners in Lancaster, PA. Over 500 Master Gardeners from 17 states and the District of Columbia (including 1 each from Arkansas and Hawaii) met for three days to exchange ideas, attend lectures and workshops, and tour gardens. It was a great experience and one that I wish all Master Gardeners could enjoy.

In concluding this final message I want to thank my fellow officers for their continued support and interest. Thanks also to the many, many others who have been so helpful and are too many to thank individually!!!

Having said that I must mention three people who have been unusually helpful during my time in office:

- Marie Dube is the Extension professional who is our liaison with the Extension System and functions also as advisor. She has been immensely helpful to all of us.
- Jan Robertson had an abrupt appointment to the position of newsletter editor, jumped right in and has done an excellent job. She has also functioned just as well in several other jobs which she has assumed from time to time.
- Allen Fitzgerald deserves many thanks for his help in untangling our computerized mailing list.

CONNECTICUT ASSOCIATION OF
EXTENSION MASTER GARDENERS

Membership Application for 1995

Dues: \$5.00/year. Dues paid during Fall of 1994 will be valid through December 1995.

YES, I am a fully certified Master Gardener and I want to be a part of the CAEMG. I am (a) renewing my membership OR (b) a new member.

NAME _____ YEAR COURSE TAKEN _____

ADDRESS _____ CITY/ZIP _____

PHONE # _____ EXTENSION OFFICE _____ DISTRICT _____

INTERESTS •

Circle 10 (or less) items of your HIGHEST interest.

Annual Flowers	Fundraising for CAMEG	Photography
Beekeeping	Garden Design	Plant Disease
Birds	Greenhouses	Plant Propagation
Bonsai	Handicap Gardening	Rock Gardens
Butterfly Gardening	Herbs	Seed Saving
Cactus	Historic Gardens	Seedlings
Children's Gardens	Horticultural Therapy	Senior Programs
Community Projects	House Plants	Shade Gardening
Compost	Integrated Pest Mgmt	Slides
Computers in Gardening	Landscaping	Vegetable Growing
Container Gardening	Lawns	Water Gardens
Drying Flowers	Native Plants	Wild Flowers
Educational	Orchids	Woody Ornamentals
Flowering Arranging	Organic Gardening	Writing
Fruit Growing	Perennials	

[] Same as last year.

•Indicate below those subjects you are willing to teach•

ALSO please list any affiliations you would like listed in the CAEMG Directory (for example: Connecticut Horticultural Society, NOFA, Aboretum, Local Garden Club).

Please mail dues to CAMEG Treasurer: Dr. Jonas Zucker
46 Warwick Avenue
Fairfield, CT 06432

BOOK REVIEW

Encyclopedia of Gardening, American Horticultural Society. Dorling Kindersley Publishers, 1993. 648 pp. Color illustrations throughout. \$59.95. Editors: Christopher Brickell; Elvin McDonald; Trevor Cole.

First published in Great Britain, this guide to gardening techniques for ornamentals, fruits, and vegetables has been rigorously Americanized, states the preface. Part I, *Creating the Garden*, covers planning and design in general followed by chapters on major plant types: ornamentals, trees, shrubs, roses, bulbs, etc.

Broad coverage means lack of depth, offset however by the emphasis on practical information illustrated with many helpful photos. Under pruning trees, four photos show the steps to cutting off a branch with a pruning saw. Coppicing, collarding, and other kinds of pruning are discussed. Nine methods of propagating shrubs are covered: softwood, semiripe, hardwood, heel, and root cuttings; raising from seed; layering; division; grafting. The perennials chapter devotes several pages each to grasses, bamboos, sedges, rushes; irises; peonies; daylilies; groundcovers; hostas; chrysanthemums; ferns and pelargoniums.

In Part II on maintenance, the

Plant Problems chapter looks good. Problems are grouped as leaf; stem, branch, and bud; flower and berry; and root problems. Each is described (leaf eaten, wilted, etc.); a photo shows how it looks and, if insect caused, the insect. One weakness is the absence of organic, nontoxic control methods.

A 56-page index makes it easy to find information. For those highly knowledgeable in one or more areas and little interest in others this book will not be useful. For those with broad interests it is excellent. *Susan H. Munger*

CHRISTMAS TREE PRESERVATIVE



The following information on fireproofing Christmas trees is provided to help ensure that you and your family enjoy a safe holiday season.

- Before you carry the Christmas tree into the house, use a saw to make a clean, straight cut an inch or two from the base of the trunk. Then use a sharp knife to remove the outer bark around the trunk for a few inches on all sides.
- Mix your preservative. Pour two gallons of hot water into a five-gallon container, then add the following ingredients:
 - 1 pint (16 oz.) of clear Karo syrup
 - 4 oz. of liquid chlorine bleach

- 2 oz. of kitchen vinegar
- ½ tsp. of 20-Mule-Team Borax or Boraxo hand soap
- 2 oz. of liquid Woolite

•• Stir the ingredients, then stand the trunk of the tree in the solution. It will take four to five days for the tree to absorb enough of the solution to be fireproofed. Try to store the tree in a protected area (garage, patio or against a wall) to shelter it from wind so it doesn't tip over.

•• After four to five days, bring the tree indoors. Use a heavy-duty tree stand that will hold plenty of fluid. Move the tree to its display area, saw another inch off the bottom of the trunk, then fill the well of the tree stand with the fluid.

Check the reservoir every day or two and add more of the fluid as needed. The tree won't drop needles for as long as it remains in the house.

Courtesy of WTOP Radio Station, Washington, DC

EDITOR'S NOTE: This really works. I tried it last year.
- Jan -

NEED MORE SHRUBS?

What about layering some of your best shrubs, including rhododendrons? Choose a low branch and bend it down to ground level. Take out a shallow hole and fill it with peat or leaf mould and sand. Peg the end of the branch down to it making sure leaves and buds appear above the surface.

Wound the branch with a sharp knife where it touches the soil, and peg it down at that point. Support the layer with a small cane or stick to keep it upright and finally lay a flat stone over the spot -- this keeps the soil moist and cool. Rooting may take a year or so, but it's worth it.

EVENTS PAGE

November 19 •
10 AM to noon.
Master Gardener meeting - Haddam Extension Office.
Two award winning



flower arrangers will demonstrate and help you make flower arrangements for the upcoming holidays with simple available materials and a few flowers. Bring your favorite container or you may purchase an inexpensive one.

December 3 • Saturday potluck picnic. See invitation on back page for directions.

DIRECTIONS •

(GROTON)

From I-95 North exit 87. Go through first set of lights turning right at next set. Turn left at next set. Keep going until you see university sign in front of you. Go through the gates until you can't go further; turn left, mansion is one right. Go to next building on the right. Go to second floor. Placque says: Sung Feng, Seminar Room.

PENNSYLVANIA REGIONAL MEETING

Conference Notes: Wildflowers
-- Dr. Dave Sanford •

A wildflower is a weed with a good public relations agent. The annual wildflower mixtures are best for color all season, the perennial mixtures won't give the continuous color.

To plant a wildflower garden you should first kill off all the existing plants. Prepare the soil at least 6 inches deep. Mix the seeds with sand to help get proper spacing. Divide this mixture in half and only sow half to be sure you have enough. Sow the other half, adjusting your spacing so that you cover the area recommended. Rake lightly, roll, water and mulch. Mow once a year in spring or fall. Florence Marrone

The keynote speaker was Manfred Kroger, Professor of Food Science, Pennsylvania State University. He spoke regarding the need to look at the earth as an organism which always needs to be renewed. As with any organism it has vital signs albeit that they are highly disputed: 1) acid rain that effects plant efficiency; b) temperature; c) ozone layer which reduces soy or wheat yields; d) pesticide residues which may mimic hormones leading to the 'feminization' of species.

People do not respond to laws and fiats. We must instill a sense of environmental protection.

Ten percent of the world's population uses 50% of its resources and creates 75% of its garbage. Ingrid McCauley (More notes next newsletter.)

MEMBERS IN THE NEWS

Flower into a Master Gardener was the title of a whole page dedicated to our program in Northeast Utilities newsletter (NU Neighbors). Besides thoroughly outlining our program and services they interviewed Ken Graham of Branford who still comes into the office every Monday to help out even though he finished his volunteer time long ago. He is quoted as saying he learned more than he ever expected he would. He shares his expertise at senior centers, the Branford Community Center, the local men's gardening club and a horticultural therapy program for inmates.

Carol King Master Gardener from Ledyard has published a new garden book we hope to hear more about that soon.

1995! January-February

East District may cancel January-February meetings so we don't have to worry about weather. Keep in touch with your coordinators to verify.

February 23-26 • Hartford Flower Show

March 4 • Symposium plans are well under way. Rumor has it that Ron Parker, famed vinca hybridizer, will be our keynote speaker - stay tuned for more information.

THANK YOU!!! Frank and Florence Marrone and Marie Dube have both donated computer componets to C.A.E.M.G. Allen Fitzgerald has spent a lot of time converting a disk to be compatible with IBM Now we heed YOU to help with some typing to update our Membership Book.

INVITATION

PLEASE COME ANNUAL MEETING AT AVERY POINT

When:- Saturday, December 3rd, Noon 'til 3pm

Where:- University of Ct. at Avery Point
(directions inside newsletter)

Who:- Our speaker will be Heather Crawford the
topic will be Sound Gardening

Join us for an Indoor Picnic - Pack your lunch - Coffee and
dessert provided - Sound Views --Sound News, Come: Sound advice!

Editor: Jan Robertson

Typing: Rochelle Syme

EDITOR: Jan Robertson

J. Robertson
56 Scenic View
Middletown, CT 06457

JANUARY 10
FEBRUARY NEWSLETTER DEADLINE

DATED MATERIAL—PLEASE RUSH

Robert & Enid Sherman
15 Fire Tower Road
Killingworth, CT 06417

