

President: Paul B. Brown
Vice President: Robert Sherman
Secretary: Christine B. Kuckert
Treasurer:
Editor: Linda M. Callahan
Special Projects:
Jeanné R. Chesanow
Gail Collins



Historian: Marie A. Adams
District Coordinators:
North: Virginia P. Noveck
South: Jessica Ann Bartow
East:
Past Presidents:
Robert McNeil
Wendy Donnelly

CONNECTICUT ASSOCIATION OF EXTENSION MASTER GARDENERS

ANNUAL MEETING HELD DECEMBER 1991 ELECTED THE FOLLOWING NEW OFFICERS
FOR 1992

- | | | |
|--|--|----------------|
| President. | Paul Brown
154 Broad Street
Plainville, CT 06062 | Phone 747-5298 |
| Vice-President | Bob Sherman
15 Fire Tower Road
Killingworth, CT 06417 | Phone 663-2345 |
| Secretary. | Christine Kuchert
333 North Canterbury Road
Canterbury, CT 06331 | Phone 546-6311 |
| Treasurer. | Charlotte Hurlbutt
11 Johnson Court
Waterford, CT 06385 | Phone 442-0866 |
| Newsletter Editor. | Linda Callahan
69 North Road
Waterford, CT 06385 | Phone 444-1364 |
| Eastern District Coordinator | Jan Robertson
56 Scenic View Driver
Middletown, CT 06457 | Phone 347-4073 |

* * * * *

* * * * IMPORTANT REMINDER ** YOUR DUES MUST BE RECEIVED BY MARCH 15, 1992 IN
ORDER TO INCLUDE YOUR NAME IN THE 1992 C.A.E.M.G. MEMBERSHIP DIRECTORY * * *

**SEE MEMBERSHIP APPLICATION INCLUDED IN THIS NEWSLETTER

PRESIDENT'S CORNER
by Paul Brown

"The role of the C.A.E.M.G. for 1992 is to teach how to garden without chemicals and to improve gardening. Public relations is our most important goal, while working to have closer ties with UCONN in the coming year".

The following is a reprint from the New England Farmer Dec 91.
Put on your Garden (Only) Shoes...So you won't track pesticides into the house! Based on recent studies in Texas, if you walk where pesticides have been applied you would be well advised to leave your shoes at the door. Dust obtained from home carpets in San Antonio was found to contain several common pesticides, including Chlordane, Heptachlor, Dieldrin and DDT, with the highest concentrations near entry-ways, implying that the pesticides were tracked in. Whether pesticide concentrations in carpets pose a significant health risk remains to be determined, but it appears that whatever the risk it can be reduced by leaving "Outdoor" shoes outdoors (or by getting rid of carpets, which hold up to 100 times as much fine debris as bare floors - the higher the carpet's pile, the more debris it can hold).

* * * * *

ANYONE WANT TO MEET THIS SUMMER?

Last summer, 15 Master Gardeners met informally with Dr. Mark Bridgen at the University of Connecticut on a weekly basis for 7 weeks. During the morning sessions, Mark discussed annuals, biennials, perennials, sexual propagation, asexual propagation (division, top cutting, root cuttings, etc.) naming plants, taxonomy, morphology, parts of the plant, underground storage structures, insects/diseases. In addition the group made trips to White Flower Farm, Fred and Pam McGourtey's, The Plant Group and had an herbal luncheon at Caprilands. In exchange for the lessons, the Master Gardeners donated approximately 2 hours per week of their time to the University and helped to maintain the teaching gardens.

Dr. Bridgen would like to know if there is any interest in this type of activity for this summer. Do you have other things that you would want to do such as informal meetings or weekend tours? Would you like to take a University course such as Plant Propagation or Herbaceous Ornamental Plants for credit? (By the way . . .PLSC 231 - Herbaceous Ornamental Plants is being offered at the Hartford Campus during the first summer session this year). Now is the time to plan and formulate ideas. Many of last year's participants still want to meet this summer! If you are interested in this activity or if you have ideas, suggestions, or questions drop Dr. Bridgen a line at: Dept. of Plant Science, U-67, 1376 Storrs Road, Storrs, CT 06268. He will get back to you.

IMPORTANT DATES

Hartford Flower Show
Feb. 27 - Mar. 1

Lyons Flower Show
Mar 21 & 22
New London

Boston Flower Show Trip
Bus Tour \$21.00 Per Person
Leaves for Boston 8:30 A.M.
Leaves Boston for CT 3:30 P.M.
Contact Betty Snow 739-8853

Show and Tell With Ed Marrotte
Hartford April 22
Norwich May 20
Bethel June 17

Plant Swap at Bethel
April 28 10 A.M. - Noon
Call Bethel for Details

M.G. Tour of Storrs
April 11 Contact District
Coordinators for Details

N.O.F.A. Conference
Feb. 29 Organic Landscaping
Mar. 14 Growing Fruits, Nuts & Berries
Contact Bill Duesing 888-9280
Ms. Dubrule 484-2748

Eastern District Meetings
Brooklin Extension Office
Feb. 15 10 A.M.
Short Meeting - Trip to Logee's

Norwich Extension Office
Mar. 21, 10 A.M. - Noon
Speaker Allen Gauthier

Haddam Extension Office
April 25, 10 A.M. - Noon

Brooklin Extension Office
May 16, 10 A.M. - Noon

Bi-Annual Meeting
June 19 Fri - 6 P.M.
More info in June Newsletter

Carpool Info Contact
Jan Robertson 347-4073
The Finnemores 564-7127
Allen Gauthier 464-9929

**Do you have any Important Dates you would like included in the June Newsletter? Please Contact Linda Callahan 444-1364 Deadline April 25.

1992 Cooperative Extension Master Gardener Program

January 20, 1992

The 1992 Cooperative Extension Master Gardener Training Program in the Eastern District is underway with a great group of interested gardeners. More than 100 applications were received from district residents, but enrollment had to be limited to 70 due to the constraints of classroom space in the Norwich Extension Center. Even though the students (43 women and 27 men) are from as far distant as Sterling and Killingworth, not one has missed either of the first two classes. As last year, the classes are held on Tuesdays, beginning at 9:30 a.m., and I welcome each and all of you to stop by to say "Hello" and meet the group. Sincerely, Paul E. Stake, Administrator

PRESIDENT: PAUL B. BROWN
VICE PRESIDENT: ROBERT SHERMAN
SECRETARY: CHRISTINE B. KUCKERT
TREASURER: CHARLOTTE HURLBUTT
EDITOR: MARIE A. ADAMS
SPECIAL PROJECTS:
JEANNE R. CHESANOW
GAIL COLLINS



HISTORIAN: MARIE A. ADAMS
DISTRICT COORDINATORS
NORTH:
SOUTH: JESSICA ANN BARTOW
EAST: JANET ROBERTSON
PAST PRESIDENTS:
ROBERT MCNEIL
WENDY DONNELLY

CAEMG NEWSLETTER
VOL. 5, NO. 2, MAY 1992

MEMBERS TO DATE
171 MEMBERS, 46 NEW

PROFESSIONAL: Ed Marrott, the state leader of the Extension Master Gardener Program was born in Willimantic, Connecticut. He was raised on a dairy farm and during his early years helped his father deliver milk. Ed didn't particularly want a drivers license, like other young men, because he knew what the outcome would be. Sure enough one day his father said, "Ed, you're sixteen and you had better get your license so you can have your own delivery truck." All told, Ed worked at the farm for 18 years. Although they quit farming in 1959, Ed's father and mother still live on the old homestead.

Ed graduated from the University of Connecticut with a B.S. in 1964. He met his wife Sheila through his younger sister. They were married on 7 September 1968, and have a son named Mike who is 14, and a daughter Amanda who is 12.

Ed is interested in hunting, fishing, canoeing and just plain walking. He is also interested in carpentry, but at the present time doesn't have the room for a shop.

Ed is the Extension Consumer Horticulturist at the University, and over the years has written or co-written numerous publications on agricultural subjects.

Definitely a leader and a teacher, he has always been considered family by Extension Master Gardeners across the state. This is due to the sincere and friendly interest he takes in furthering their education. His "Show and Tell" programs for Advanced Master Gardener Training are always a hit.

MASTER GARDENER — NORTH: Carol Vann grew up in the south end of Hartford. She worked for the State of Connecticut for thirteen years. She was an executive secretary at the Connecticut Development Authority.

Carol inherited a love of the land from her grandparents. One of her grandfathers was a nurseryman, and the other was a dairy farmer.

Completing the Master Gardener's course in 1985, she found it so interesting that she was "hooked". She entered the University of Connecticut, and will graduate this year with a degree in landscape architecture. She is considering pursuing a double major by completing the horticultural program.

While working for the State of Connecticut, Carol also had a part time job for seven years with Living Interiors, Inc. of Hartford. For the past three summers, while attending school, Carol was employed by the Department of Environmental Protection at the Talcott Mountain State Park, where she was responsible for historic landscape renovation and restoration. She started her own residential and commercial landscape design business last year and is currently building a clientele.

Carol received the Albert E. Wilkinson Scholarship in 1990. This is especially interesting because he was a Cooperative Extension specialist, who was very helpful to the public. Mr. and Mrs. Frank Roberts of Middletown started the scholarship in his name, and there is also a building on campus named for him.

MASTER GARDENER — EAST: Betty Fink was born in Binghamton, New York. She met her husband Bill while attending Cortland Teacher's College, and they were married after graduation.

She taught physical education for three years, and then became a homemaker. Five children and fourteen years later, Betty returned to teaching. She received her Masters in Special Education from Adelphi, and taught fifth grade at Huntington Station, Long Island, N.Y. for twenty two years.

Bill retired in 1983 from the National Westminster Bank, where he was Vice President. When Betty retired in June of 1988, they moved to Pomfret Center, Connecticut.

Bill had taken the Master Gardener course at the Riverhead Extension Office on Long Island, but took the course again, this time with Betty, at the Norwich Extension Office.

These days, the Finks garden, golf and enjoy their four grandsons. Bill volunteers at the Dempsey Greenhouse, Department of Mental Retardation. The Finks have their own greenhouse and their garden will be included in the Pomfret Historical Society tour on June 27 of this year.

MASTER GARDENER — SOUTH: Morris Teller was born in Manhattan, N.Y., and later moved to Brooklyn, where he attended Brooklyn College at night. In 1942 he married his wife Irene and in 1944 attended the University of Minnesota, where in 1946 he received his Masters in plant pathology. He followed this with a PhD in 1948.

He received a position with the Parke Davis Pharmaceutical Company, where he worked in research and antibiotic development.

In 1954, he joined the Sloan Kettering Institute where he was an experimental cancer therapist. He eventually became head of the laboratory. Results of his cancer research has been published in various medical journals. He retired in 1981, and in 1986 moved to Connecticut where his two daughters live. He said, "Only grandparents know how to raise children".

These days Morris and his wife spend their time taking courses, attending the Yale Repertory Theatre and the Concert Series.

Unless something unforeseen occurs, Morris can always be found on Thursdays at the Hamden Extension Office, manning the Master Gardener phone and giving help to the public.

These four biographies were written by our President Paul Brown

EASTERN DISTRICT EVENTS

"THE PURPOSE OF THE CAEMG SHALL BE TO PROVIDE MEANS BY WHICH GRADUATES OF THE EXTENSION MASTER GARDNER PROGRAM MAY EXTEND THEIR KNOWLEDGE OF, AND INTERESTS IN, GARDENING AND RELATED TOPICS.

The Eastern District is emphasizing this theme for 1992, and alternating meetings at three locations to better accommodate members in outlying districts.

We started the year with a great speaker from Balleks Garden Center in East Haddam. Diane Ballek, MG '87, spoke at our January meeting in Haddam on winter care of houseplants. She treated us to slides of plants that enliven dreary winter days with colorful flowers.

A bout with pneumonia kept me from the February meeting in Brooklyn, but I am told Elizabeth Finnemore conducted a meeting that broke records for brevity so they could adjourn for a foray to nearby Logee's Greenhouses in Danielson.

The March meeting was in Norwich and Allen Gauthier, our New London County coordinator, who is also a chemist, gave a very informative presentation of the PH in soil.

Jan Robertson - Eastern Coordinator

MASTER GARDENER NEWSPAPER COLUMN: We started our third year of writing a weekly garden column in the New London Day on March 13, 1992. A total of seventeen Master Gardeners have agreed to write at least one column. We have columns through May but need many more to take us through November. Many members have indicated writing as one of their interests in our directory. If you would like to contribute, I will be glad to send you information. I need to know the topic(s) in advance to avoid duplication. You can write to me at 16 Damon Heights Road, Niantic, CT 06357, or call me at 739-5134. We are getting a very positive response from the public with a number of people telling me that they look forward to the column every Friday.

Bob McNeil - Community Outreach

EASTERN DISTRICT: Master Gardeners were very busy this year presenting the following programs and activities through April. Eight weekly classes were presented for the Norwich Adult Education program. Involved as presenters and assistants were Allen Gauthier, Nancy Patenaude, Bob McNeil, June Murphy, Nancy Phillips, Susan Munger, Robert Lewis, Ellen Bothamly, Elizabeth Fennimore, Mike Fennimore, Doris Vine, Arlene Hartmann, Bob Sherman, Christine Kuchert, Charlotte Hurlbutt, Carmen Whitehead, Mac MacFarland and Al Romboni.

The fees totalling \$240.00 were divided among the three Extension Councils to be used for Master Gardener projects.

Three monthly programs were presented by Bob McNeil, Dominick Depollina, Mac McFarland and Al Romboni, at the East Lyme Public Library.

Nancy Patenaude and Bob McNeil taught an after school class for 5th grade pupils for six weeks at the Flanders School in East Lyme. Sandra D'Eugenio, a member of this year's MG class and Bob McNeil presented programs on children's gardening to day care providers at Mohegan Community College in Norwich and Harbor School in New London.

A two day exhibit at the Lion's Flower show in New London was presented by Marie Adams, Charlotte Hurlbutt, Alice Salows, Chuck Howard, June Murphy, Nancy Patenaude, Greg MacKenzie, Doris Vine, Susan Munger, Al Romboni, and Joan Kari. Dominic Dipollina, Dave DeNoia, and Lynn Rinek taught some classes in the New London Adult Education program and presented programs to several other organizations.

June Murphy and Marie Adams presented a program on seed starting at the Gales Ferry Community Center.

Arlene Hartmann and Greg MacKenzie gave a pruning demonstration for the PTA at the Flanders School in East Lyme.

Arlene Hartmann and Bob McNeil appeared on a garden talk show on radio Station WSUB in Groton.

Dave DeNoia represented the Norwich Extension Council at the National Lay Leaders Council in Washington, D.C., on March 8-10. The objective was to lobby Congress and the Senate to support budgeting for our Land Grant College System.

Master Composters were also busy this spring with several programs and clinics, especially during Earth Day week. It has been an unusually busy year to date and we thank all of the Master Gardeners for their participation. There are still more programs ahead for May and June.

Bob McNeil - Community Outreach

Our treasurer, Charlotte Hurlbutt, wishes to be forgiven by Anne Arnold, 488 Colonial Ledyard Highway, Ledyard, CT 06339. Phone 536-8758. She should have been in the directory, but we are all human.

Anne's interests are Bees-sheep (4H)- Propagation-vegetables-herbs composting-flower arranging-landscaping.

Jan Robertson, our Eastern Coordinator is looking ahead to the fall. She has asked that anyone having a garden they think is great, to take slides of it to show us, along with a ten minute presentation. If you can't take slides, she may come and do it for you, all she needs is an invitation. She needs six people. Call her to sign up at 347-4073.

Allan Gauthier, our New London County Coordinator has a similar idea, only he has a Camcorder. If you don't live too far away, he would love to see and record your garden.

Al Eliason, "The Raccoon Fence man" our speaker of September 1988, has offered to give us a tour of his organic homestead. This has been a treat for me each year that I have visited Al's garden, and I am sure none of you will want to miss this tour. On 13 June 1992 from 10:00 to 12:00, we will meet at 214 Parsonage Hill, Northford, CT, Phone 484-0177.

Directions from New Haven - Take I-91 to North Branford, Exit #8. Bear left off ramp. Continue straight ahead on RT 17 for about 5-1/2 miles to the blinking light in the middle of the hill. Turn right on Village St. Bear right on Parsonage Hill. Driveway is 1/4 mile up hill on right.

From the North—Take I-91 South to North Haven, Exit 12. Turn left on Washington Ave. Go south to Rt. 22. Turn left on Rt 22. Go about 4 miles to Village St. Turn right on Village St. Continue on Village St. to Parsonage Hill. See above.

SALES OF GARDENING GUIDE: Sales of "A guide to Gardening in Connecticut " are going well. Perhaps by the time you read this, the 2000 copies will be all gone and Charlotte can tell us what the financial result is. Thank you to all the Master Gardeners who worked hard to sell the book. Jan Robertson, the Champion seller, tirelessly made the rounds of Middletown and environs. Marie Dube brought books to the Bethel and Hamden offices. She made the contact with FINE GARDENING; the resulting review created lots of mail order sales.

Eastern group had several great sales people — Bob McNeil, Charlotte Hurlbutt, Marie Adams. Charlotte and Marie trundled books with them every where they went from NOFA to you name-it. Vicki (or should that be spelled with a y?) Wetherell toted 10 books to the UConn Coop store on the Storrs campus. (They bought them all.)

Gail Collins, in addition to toiling hours on the Community Gardening section of the guide, has pitched in to sell and promote the book.

Paul Brown sold books and carried books all over the place from New Cannan to West Hartford to Norwich. My kitchen was the warehouse from which books were distributed to MG sellers. Now that the books are almost gone I can get out that door again! I also handled mail orders which are still coming in as I write this in late March.

I plan to write another guide which will come out this fall or next spring. It will contain nurseries, landscapers, lawn services, etc. with special attention to those which are NOT in the yellow pages. If you know of and use a nursery/service/person/product and think he/she/it should be listed, please let me know the name and address. I'll send a questionnaire.

I plan to self-publish this next guide and will offer copies to the CAEMG at a favorable price if the organization decides it wants to be involved in selling the books again.

I welcome your suggestions for the next guide. Don't forget to send me additional SPEAKERS who did not get in to this year's guide. Again THANKS to all who helped sell the book. If I've left any salesperson out, please let me know so I can thank them in the next newsletter.

Jeanné R. Chesanow

Cheshire, March 21 1992 (Snow-covered landscape)

From Chris Kuckert, our CAEMG Secretary, we have the proposed amendments to the by-laws of the CAEMG.

ARTICLE III-Section I. MEMBERSHIP

ADD THE FOLLOWING PARAGRAPH.... Honorary membership may be awarded to an individual who though not a Master Gardener either has contributed significantly to the success of the Master Gardener Program, or whose membership would enhance the public image and perception of the Connecticut Association of Extension Master Gardeners. The Executive Committee shall select the candidate for this honor and shall present his/her name at a regular membership meeting for consideration and vote.

ARTICLE III-Section 2. Dues

Add the following after the end of the first sentence...

Payment of dues may be waived for a member at the discretion of either the President or Treasurer when the financial need is present and can be substantiated.

ARTICLE VIII-Section 2.D. DUTIES

ADD THE FOLLOWING ...However any and all major substantial expenditures and financial obligations, the Executive Board will present to the association at a regular membership meeting for consideration and vote.

Contact people and coordinator of rides in the Eastern District:

New London County	Allen Gauthier	464-9929
Middlesex County	Janet Robertson	347-4073
Windham County	Betty & Mike Finnemore	564-7127

Allen Gauthier Coordinator for New London County would like to find someone to coordinate MG's for the Hamburg Fair, The Fair is the 15th & 16th of August. If interested please call Allen at 464-9929 or see him at Summer Solstice.

As your new editor, I would like to thank all the people who wrote articles for this news letter. It has been greatly appreciated. My fear is that this looks like an Eastern newsletter and this we do not want. I know that things are happening in the Northern and Southern districts, but I do not have anyone feeding me the information. Let's see some bragging in those two districts, we can't wait to hear from you. Write to Marie Adams, 1488 Route 12, Gales Ferry CT 06335. Phone 464-7128 .



Helping You Put Knowledge To Work

COOPERATIVE EXTENSION SYSTEM

THE UNIVERSITY OF CONNECTICUT
COLLEGE OF AGRICULTURE AND NATURAL RESOURCES

April 9, 1992

TO: Cooperative Extension Master Gardeners
RE: CES Policy on Pesticide Recommendations

On several occasions, questions have arisen related to the Cooperative Extension policy that Master Gardeners not make recommendations to the public regarding the use of pesticides.

The rationale behind this decision may not have been fully explained to you during Master Gardener training, and I wanted you to know that it is not because of lack of confidence in the ability of CES Master Gardeners. To the contrary, we have great pride in your work.

This policy was instituted at the recommendation of legal counsel because of the potential liability for both the Master Gardeners and the Cooperative Extension System. According to the agricultural attorney who advised us, although Master Gardeners may come to the Extension program with substantial background related to home grounds and gardening, and are provided extensive training as part of the Master Gardener program, legally they are not considered "experts in the field" without the requisite academic credentials.

If personal or property damage were to be sustained as a result of the application of a pesticide based on an oral or written recommendation by a Master Gardener, both the Master Gardener and Cooperative Extension could be liable for damages.

The policy, as it now stands, provides protection for you in your volunteer role as a Master Gardener, protection for the Cooperative Extension System and, we feel, is in the best interest of the public.

When asked to make specific pesticide recommendations, the following response provides **important information** which should be part of your answer. I understand from some Master Gardeners, however, that there are times when you only have time for a brief response. In such cases, your answer needs to at least include the information in the starred paragraphs.

"Pesticide" is an umbrella term for any substance used to prevent, destroy, repel or mitigate any insects, rodents, nematodes, fungi, weeds or other forms of life considered to be pests.

Pesticides include insecticides (insects), fungicides (fungi), rodenticides (rodents), herbicides (plants or vegetation), nematicides (nematodes), insect repellents, insect attractants, avicides (birds), acaricides/miticides (mites), bactericides (bacteria), piscicides (fish).

** Pesticides are poisonous. To make certain that there is no misunderstanding related to their use, recommendations are provided in **written form** from the*

Cooperative Extension Administrative Office • 1376 Storrs Road, Storrs, CT 06269-4036 • (203) 486-4125

Programs and policies of the Connecticut Cooperative Extension System are consistent with pertinent Federal and State laws and regulations on non-discrimination regarding race, color, national origin, religion, sex, age, and disability. The Cooperative Extension System is an equal opportunity employer. The United States Department of Agriculture and the University of Connecticut cooperating, with support from local Extension Councils.

Cooperative Extension System. I will make certain that information is sent to you immediately.

Please keep in mind that the information in material sent to you by the Cooperative Extension System is for educational purposes. The recommendations contained in it are based on the best knowledge AT THE TIME OF PRINTING. Any reference to commercial products, trade or brand names is for information only, and no endorsement or approval is intended.

You need to be aware that the Cooperative Extension System does not guarantee or warrant the standard of any product referenced or imply approval of the product to the exclusion of others which also may be available.

** All pesticides or other chemicals are registered for suggested use in accordance with federal and Connecticut state laws and regulations as OF THE DATE THE MATERIAL WAS PRINTED. If information does not agree with current pesticide product labeling, follow label instructions. THE LABEL IS THE LAW.*

WARNING! Pesticides are poisonous. Read and follow all instructions and safety precautions on the product label. Carefully handle and store pesticides in their ORIGINAL LABELED CONTAINERS OUT OF REACH OF CHILDREN, PETS, AND LIVESTOCK AND AWAY FROM FOOD AND FEED.

Dispose of pesticides according to label directions and in the manner prescribed by your local town. If label directions are lacking, contact the Department of Environmental Protection (566-5148). DO NOT RECYCLE EMPTY PESTICIDE CONTAINERS.


Contact the Connecticut Department of Environmental Protection for current regulations regarding registered pesticides and other chemicals.

We are developing additional "fact sheets" on some of the more frequent consumer problems so that these can be sent out immediately, without charge to the public.

WE SEEK THE ASSISTANCE OF ALL MASTER GARDENERS VOLUNTEERING IN COOPERATIVE EXTENSION CENTERS to make certain that any publications containing outdated recommendations are removed from the publication racks and file drawers in every Cooperative Extension Center. If you question a publication, please IMMEDIATELY pull it from the racks/files and give all copies to the District Administrator. He/she is then responsible for checking with the author or the appropriate Cooperative Extension specialist to make certain that the recommendations contained are up-to-date.

On behalf of the Cooperative Extension System, please accept my appreciation for the outstanding contributions you make as Master Gardeners. We continually receive compliments from the public regarding your interest in their concerns and your helpful responses to their problems. It is a pleasure to have you associated with The University of Connecticut Cooperative Extension System!

Sincerely,



Anne H. Rideout
Associate Director

jep

Putting in own ground cover can save considerable money

By ALLEN GAUTHIER

Around most homes you usually see a display of trees, shrubs, as well as some of the typical perennials. It looks nice but it is missing something.

How about adding a ground cover? It adds to and brings out the best in the other ornamentals, like the frame around the painting. Unfortunately, they can be quite expensive to

buy in the quantities that you need to cover a large area. One solution, unless you have a friend who will give you all you want, is to propagate your own.

Several years ago, I bought a small pot of cerastium tomentosum or "snow-in-summer" (not to be confused with "snow-on-the-mountain"). It forms a mat of evergreen grayish-green foliage that sends forth blooms of small white flowers that really look like "snow-in-summer." It grows under adverse conditions, even tolerating pure sand, as long as it gets adequate sunlight and good drainage.

I planted it and at the end of the summer it had spread out to several times its size. I took about five clumps from this plant by digging just under the roots and transplanted them to various spots on a bank that I wanted to cover. The next year at the end of summer I took clumps from each of these newest plants and spread them around as before. By the end of the next summer the bank was well covered. All for a cost of less than \$2 and some time.

Another technique you can try

is blending in one ground cover with another. I have another bank that was cut out of my lawn to make room for a swimming pool. It was very steep, ugly and the soil from it was constantly eroding. Putting in grass there would have been a mistake since it would be very difficult to mow, especially around some of the rocks. The solution was to

use a ground cover like the Cerastium but not by itself since that

would be boring over a large area. Instead, I interspersed the Cerastium with low lying pink phlox as well as prostrate junipers. The area was transformed into a colorful spot of white and pink flowers with their green to gray green foliage offset by the blue green junipers.

I also have been working with lamium maculatum "silver beacon" or sometimes called "spotted dead nettle." One of the nice things about it is that it is a light-colored plant that does well in shade. In addition to crowding out the weeds, it adds brightness to dark areas, like under yews where it is growing. Now I am propagating periwinkle around the front entrance and lamiastrum or "false Lamium" and Baltic ivy in front of and up a stonewall.

All these ground covers are available in many of our local nurseries. Just invest your time and you will be rewarded with inexpensive but beautiful plantings and the gratification that you did it yourself.

Allen Gauthier of Ledyard is a master gardener with the University of Connecticut Cooperative Extension System.

GARDEN 

Tunneling voles dine on root crops

By DON WETHERELL

I watched in amazement as a young beet plant jerked, swayed and sank slowly into the ground. As the last leaves were disappearing, I came to my senses enough to bring my shovel down hard on the scene stunning a small brownish mouse-like creature which lay just below the surface, its mouth full of beet greens. This was my introduction to Pitymys pinetorum, the pine vole, a hardy, prolific native rodent that has infested our gardens for nearly a decade.

Voles are readily distinguished from other mice by their conspicuously shorter tails and smaller ears. Connecticut gardeners may host two kinds of voles. The meadow vole, *Microtus pennsylvanicus* (also called meadow or field mouse) is larger and has

a longer tail (1¼ to 2½ inches) than the pine vole (¾ to 1 inch), and spends more of its time in above-ground runways in grassy or weedy places. Pine voles prefer tunnels which they make in abundance or borrow from moles.

Both voles are voracious vegetarians. The underground life style of the pine vole makes it a specialist in root crops. Whole maturing crops of potatoes, carrots, beets, parsnips and flower bulbs may be consumed and damage to flower and vegetable plants can be extensive. Moles are often mistakenly accused of this kind of damage; however, their diet is composed mainly of insects and worms. Both voles can severely damage shrubs and trees by gnawing the living bark from roots and lower stems.



Control of pine voles in home gardens is difficult. Poison bait is the most frequently recommended method; however, all of the toxicants in use are potentially hazardous to humans, pets, or other animals. Consult your Cooperative Extension System office regarding products and follow product directions carefully.

GARDEN 

Repellants, frightening agents, fumigants and the use of predators

seem less effective.

Here are a few non-toxic methods which have helped me. 1. Create barriers by planting in containers for surrounding beds with nontoxic barriers buried 8 inches and protruding several inches above ground. 2. Set apple-baited mouse traps, place them at tunnel openings and cover to protect birds and pets. This is most effective in early spring when food supplies are low and before new litters are born. Destroy tunnels by frequent tillage and pack down the soil around vole-favored plants.

Until safer, more effective methods are found, you, too, may be gardening with voles.

Don Wetherell of Storrs is a master gardener with the University of Connecticut Cooperative Extension System.

Summer Bloom in the Arboretum

See the Arboretum in bloom. The best of summer color is listed by month and keyed by number to the map at right.

JUNE

FLAME AZALEA (orange), in the *Fine Memorial Native Azalea Garden* (1). Best bloom is early in the month.

MOUNTAIN LAUREL (pink) and cultivars, along the Laurel Walk (2) and in the *Shain Memorial Mountain Laurel Garden* (3). Mid-month offers the best bloom.

SHEEP LAUREL (pink; low shrub), in the *Shain Memorial Mountain Laurel Garden* (3) and along the Pond (4) and the Bog Loop Trails (5). Best seen in mid-month.

SMOOTH AZALEA (pale pink to white; fragrant), in the *Fine Memorial Native Azalea Garden* (1).

CUMBERLAND AZALEA (orange), in the *Fine Memorial Native Azalea Garden* (1). Visit from mid to late June.

JULY

SWAMP AZALEA (white; fragrant), around the Pond (6).

ROSEBAY RHODODENDRON (pink; giant shrub), midway down the Laurel Walk (2).

SWEET PEPPERBUSH (white; fragrant spikes; multistemmed shrub), all around the Pond (6). Flowers through early August.

SOURWOOD (creamy white; small tree), in the Naturalistic Landscape Area (7) and in the Heath Family Area (8).

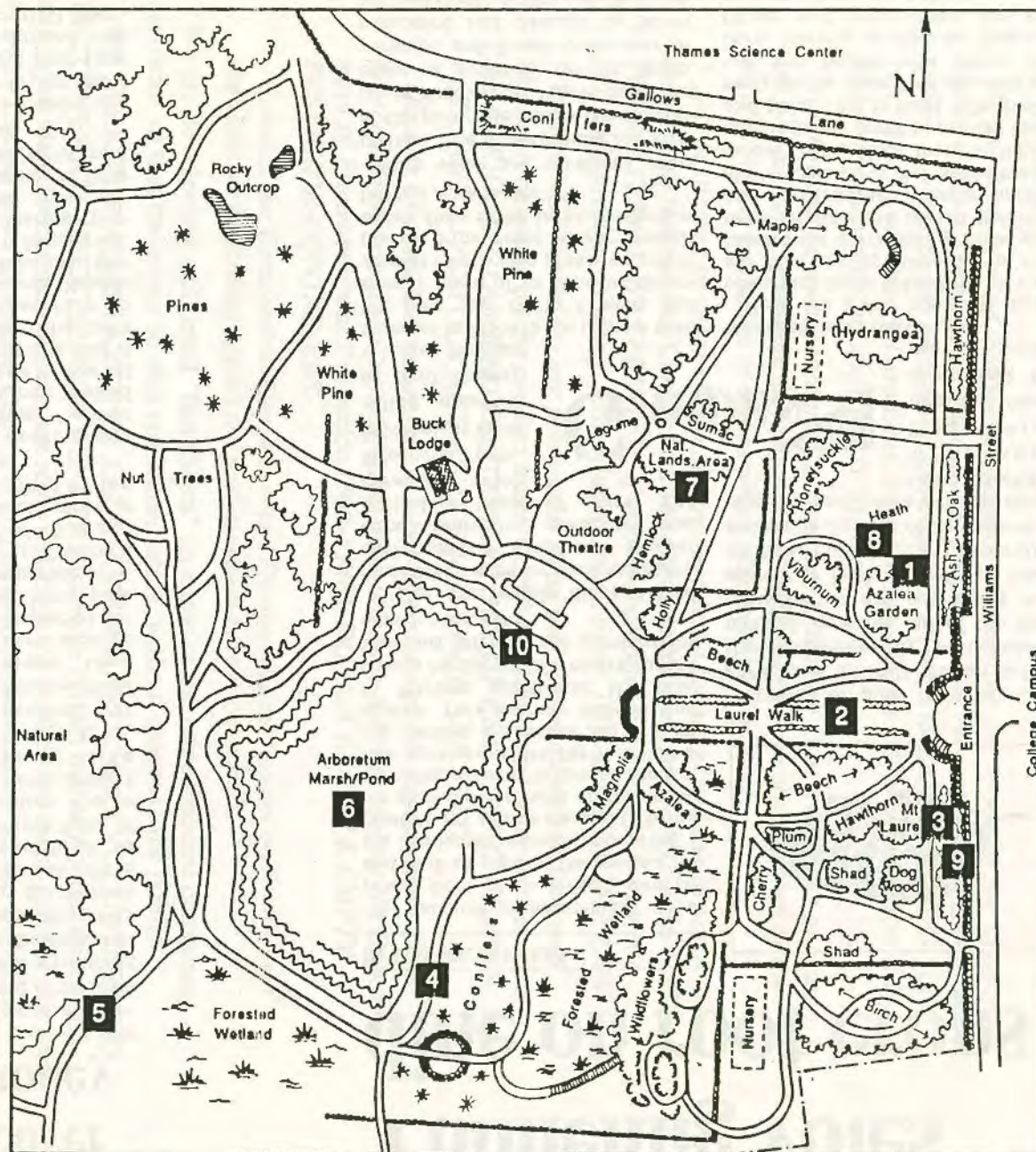
SHRUBBY ST. JOHNSWORT (yellow), along the fence south of the main entrance (9).

AUGUST

PLUM-LEAVED AZALEA (orange), in the *Fine Memorial Native Azalea Garden* (1). Bloom begins in late July.

BUTTONBUSH (white, small ball-like flowers) in the Pond at the Outdoor Theater (10). Bloom begins in late July.

SWAMP LOOSESTRIFE or **WATER WILLOW** (purple; low-arching shrub), in the Pond (6).



DATE AND TIME	ACTIVITY
20 Apr-12 Oct 92	Ameriflora 92, 1995 E. Broad Street, Columbus, OH 43209 1-800-BUCKEYE
6-7,9-12 June	Dick Jaynes of Broken Arrow Nursery, our speaker Dec. 89, is having an open house. The laurel will be in bloom.
14 June 1992	7th annual wildflower festival, University of CT-Storrs, 486-4460
17 June, 1992	10:00-12:00 AM Bethel, Ed Marrott's show and tell
19 June, 6:00 PM	CAEMG Summer Solstice, Connecticut College Arboretum.
	6:00 tour with Glenn Dweyer, Director of the Arboretum.
	7:30 we will have our meeting and goodies at Buck Lodge.
25-27 June 1992	"Native plants in the landscape" at Millersville Univ. of PA. Contact- -F.M.Mooberry, Conf. Dir., 106 Spottswood Lane, Kennett Square PA 19348
11-12 July 1992	3rd Annual Insects "Live and Beautiful", Univ. of CT, 486-4460
24-26 July 1992	National Gardening Asso. " Cold-Climate Gardening" 802-863-1308
12 August 1992	Plant Science Day at Lockwood Farm, Ct. Experimental Station 789-7239
14-16 August 1992	NOFA 18th Annual Summer Conference, Hampshire College, Amhurst MA, Contact Julie Rawson 508-355-2853
15-16 August 1992	Fossil and Mineral Exposition, Univ. of CT, 486-4460
19 September 1992	Meeting at Norwich Extension Office, 10:00
9-11 October 1992	Northeastern Regional Master Gardener Conference, Contact Helen Sabo, Rutgers CES, P.O. Box 231, New Brunswick NJ 08903
17 October 1992	Meeting at Haddam Extension Office, 10:00 AM
21 November 1992	Meeting at Brooklyn Extension Office, 10:00 AM
5 December 1992	Semi-Annual State Meeting--Southern District
11-16 August 1993	MG International Conference, Contact Calvin Finch, TAEX Bexar County Extension, 1143 Coliseum Road, San Antonio TX 78219, 512-228-0417

Connecticut College is located two miles from downtown New London and may be reached by taxi service from the railroad and bus stations. Those coming from the north may take Route I-290 off I-495 South to Route I-395. Drivers from the west should take Exit 83 from Route I-95 and follow Route 32 a mile north to the college gate. Coming from the east, drivers on I-95 cross the Gold Star Memorial Bridge taking Exit 84N to Route 32 and the main gate. New London is served by Amtrak, Greyhound bus and by commuter airlines to the Groton-New London Airport.

ACTIVITIES CALENDAR

DATE AND TIME	ACTIVITY
20 Apr-12 Oct 92	Ameriflora 92, 1995 E. Broad Street, Columbus, OH 43209 1-800-BUCKEYE
6-7,9-12 June	Dick Jaynes of Broken Arrow Nursery, our speaker Dec. 89, is having an open house. The laurel will be in bloom.
14 June 1992	7th annual wildflower festival, University of CT-Storrs, 486-4460
17 June, 1992	10:00-12:00 AM Bethel, Ed Marrott's show and tell
19 June, 6:00 PM	CAEMG Summer Solstice, Connecticut College Arboretum.
	6:00 tour with Glenn Dweyer, Director of the Arboretum.
	7:30 we will have our meeting and goodies at Buck Lodge.
25-27 June 1992	"Native plants in the landscape" at Millersville Univ. of PA. Contact- -F.M.Mooberry, Conf. Dir., 106 Spottswood Lane, Kennett Square PA 19348
11-12 July 1992	3rd Annual Insects "Live and Beautiful", Univ. of CT, 486-4460
24-26 July 1992	National Gardening Asso. " Cold-Climate Gardening" 802-863-1308
12 August 1992	Plant Science Day at Lockwood Farm, Ct. Experimental Station 789-7239
14-16 August 1992	NOFA 18th Annual Summer Conference, Hampshire College, Amhurst MA, Contact Julie Rawson 508-355-2853
15-16 August 1992	Fossil and Mineral Exposition, Univ. of CT, 486-4460
19 September 1992	Meeting at Norwich Extension Office, 10:00
9-11 October 1992	Northeastern Regional Master Gardener Conference, Contact Helen Sabo, Rutgers CES, P.O. Box 231, New Brunswick NJ 08903
17 October 1992	Meeting at Haddam Extension Office, 10:00 AM
21 November 1992	Meeting at Brooklyn Extension Office, 10:00 AM
5 December 1992	Semi-Annual State Meeting--Southern District
11-16 August 1993	MG International Conference, Contact Calvin Finch, TAEX Bexar County Extension, 1143 Coliseum Road, San Antonio TX 78219, 512-228-0417

Connecticut College is located two miles from downtown New London and may be reached by taxi service from the railroad and bus stations. Those coming from the north may take Route I-290 off I-495 South to Route I-395. Drivers from the west should take Exit 83 from Route I-95 and follow Route 32 a mile north to the college gate. Coming from the east, drivers on I-95 cross the Gold Star Memorial Bridge taking Exit 84N to Route 32 and the main gate. New London is served by Amtrak, Greyhound bus and by commuter airlines to the Groton-New London Airport.

ACTIVITIES CALENDAR

PRESIDENT: PAUL B. BROWN
VICE PRESIDENT: ROBERT SHERMAN
SECRETARY: CHRISTINE B. KUCKERT
TREASURER: CHARLOTTE HURLBUTT
EDITOR: MARIE A. ADAMS
SPECIAL PROJECTS:
JEANNE R. CHESANOW
GAIL COLLINS



HISTORIAN: MARIE A. ADAMS
DISTRICT COORDINATORS
NORTH:
SOUTH: JESSICA ANN BARTOW
EAST: JANET ROBERTSON
PAST PRESIDENTS:
ROBERT MCNEIL
WENDY DONNELLY

CAEMG NEWSLETTER
VOL. 5, NO. 3, AUG. 1992

MEMBERS TO DATE
179 MEMBERS, 48 NEW

PRESIDENTS MESSAGE — PAUL BROWN

This issue of our newsletter is being sent to everyone who has taken the Extension Master Gardener course. If you completed the course and put in your hours, you are eligible to join our association. Please fill out the application on the last page. **STOP PROCRASTINATING!!** There are many of you out there who intend to send in an application, but don't get around to it. **DO IT NOW.**

For those of you who finished the course but did not complete the necessary hours, call or visit your nearest extension office to find out what you can do to complete the hours.

For those of you who completed your hours but dropped out of the program because of your opposition to the chemical recommendations, you will be happy to know that the University has been recommending Integrated Pest Management and natural gardening for homeowners for a number of years.

Our state-wide association was started in 1988 to enable members to extend and share their knowledge through meetings and association with other individuals of similar interests. Our association is a non-profit organization affiliated with the University of Connecticut Cooperative Extension system as part of the Master Gardener program.

For those who, because of ill health or other commitments, find it impossible to be active in our association, write - **INACTIVE** - across the membership application and you will still receive our newsletter. That way you can still be part of our association without active participation.

COMPLETION OF IN-SERVICE TRAINING — PAUL STAKE— EASTERN DISTRICT

Quite often an Extension Master Gardener trainee experiences difficulty in committing the required time to the in-service component of our training program. Then the question is asked: "May I do my in-service training next year when I'll have more time?" The answer is yes, of course.

Each of us have circumstances arise, from time to time, that do not permit us to follow through on our best-laid plans. In the Extension Master Gardener program, we permit our trainees to perform their volunteer efforts over a two or three year period so that they will be able to finish the program even though unforeseen situations may throw them a curve. We permit this because we value the contributions that each of you make to the mission of our organization and because we realize that you are **VOLUNTEERS** and have many other commitments to attend to.

If a problem develops and you can't make the time to finish your in-service during the current year, just let me know and we'll welcome your efforts next year. This policy is also open to anyone who may have experienced difficulty in completing the volunteer time requirement in previous years. I would be pleased to speak with you about your circumstances and develop a means for you to complete your certificate.

An article in the CAEMG, Volume 3, Number 1, tells what's needed to become certified as an Advanced Master Gardener (fifteen hours of classroom training and 30 hours of volunteer in-

service training). The classroom hours can be completed by attending workshops offered by the U-Conn Plant Science Dept., or the U-CONN Cooperative Extension Service System. The 30 hours of volunteer training can be worked out with your district MG program coordinator.

Eastern District - Paul Stake at 887-1608

Southern District - Marie Dube at 789-7865

Northern District - Carl Salsedo at 241-4940

You may call or write any of these three for more information on becoming an advanced Master Gardener. There is no time limit for completing your hours and your project can be anything you're interested in — programming a computer, hands-on workshops, or children's programs, etc.

NEWS FROM THE NORTHERN DISTRICT

Many of our Master Gardeners in the Northern District are involved with the Knox Parks Foundation. In the Summer 1992 edition of the Green Thumb Print, we find a very informative article "TLC Yields Sweet Blueberries" written by Frank Lipski. There is also an article by Gail Collins "Award-winning Plants for Knox Gardens". Gail gives a brief description of the All America Selections Program and tells of the work of Dick Carney and Bill Howes, fellow MG's in the Knox AAS project. "Gail Collins, Master Gardener and terrific lady", was recognized by Knox for her special contributions. During 1991, Gail planned, planted and tended the vegetable bed at the Horticulture Center".

Ann Marie Godston of the Northern District has a garden column in the Wethersfield paper according to a reliable source.

The last newsletter re-established profiles of our members so that you can get to know people whom you may only see a few times a year. This time, we'd like to introduce you to a new member. Actually one could say Shirley Mitsko of Groton is a 're-member'. Shirley recently moved here from Hawaii, but was in CT in 1978. She completed the M.G. Program at the Norwich office.

Shirley's accomplishments while in Hawaii took two pages to list in a letter from the Hawaiian MG coordinator. Briefly, she retook the course in Hawaii and the awards she achieved include: outstanding rookie, scholastic achievement,

outstanding service, and advanced MG. Shirley took horticultural classes at the U. of Hawaii while being active in her Garden Club and serving as their President.

The Hawaiian MG's volunteer at their urban garden center. There Shirley designed a hedge maze and a 8,000 square foot herb garden. I, for one, can't wait to talk to her and I hope you all will make her feel welcome. Jan Robertson

THE CAEMG SUMMER SOLSTICE CELEBRATION FOR 1992 took place on June 19th at the Connecticut College Arboretum in New London, CT. We met at 6:00 PM at the entrance on Williams Street and were introduced to Glen Dweyer, the Arboretum Director.

Glen then guided us along the many neatly trimmed pathways throughout the arboretum, describing what we saw and answering questions. We started by gazing down the Laurel Walk which was planted in the thirties and re-scaled in the seventies. We were directed to the left into the Shain Memorial Mountain Laurel Garden. Several interesting new laurel hybrids, some with large dark maroon centers and others with star shaped petals, were accented with Sheep Laurel plantings.

We continued past the dogwoods, shade trees, plums, and cherries to the Gries Memorial Native Conifer Collection established in 1988. Here, we were delighted by many native North American varieties of pines, larches, red and white spruce, balsam, dwarf slow growing bald cypress, fir, hemlock, junipers, arborvitae, flowering shrubs and ground covers. As we took a well needed rest atop the circular stone wall, we had the pleasure of viewing a weeping white pine that resembled a charging bull with its head lowered.

Glen strolled us along a low area by the pond, lined with Rose Shell Azalea and Maple Leaf Viburnum, then up an incline toward two very tall straight tulip trees planted in 1936. The squirrels were nice enough to break off some of the pale green flowers and drop them down so that the travelers below could enjoy them. We kept on moving up through the very fragrant pale pink and white smooth azalias and the vivid orange Cumberland Azalia that highlighted the native azalia garden. We continued past heath, holly, sumac and sour

wood trees. These, along with legumes, are being incorporated in the stone accented Natural Lands Area.

We passed through the "Hemlocks", and into the grassed outdoor theater that overlooks the marsh and pond. We again sat on the wall and absorbed the serenity as a blue heron swooped in and landed on a rock among the lily pads. An osprey circled and dipped overhead looking for dinner. Then up the path to Buck Lodge; a rustic stone building with a stone fireplace and hand made willow furniture, where punch and goodies were served and a brief business meeting followed. Many commented on the very enjoyable tour and the setting for our Summer Solstice.

Carmen Whitehead

SOUTHERN DISTRICT REPORT

Eight Master Gardeners from the Southern District have taken a crash course in TV production. They have learned how to operate cameras, audio equipment and control room equipment. They have set up staging lights and props. They are now producing a weekly half hour show called "Extension Dimensions". The shows air Monday nights at 8:30 PM on ComCast Public access Channel 23 in the Danbury Area. All Master Gardeners are invited to submit script ideas to Marie Dube. We will make these tapes available to other public access stations throughout Connecticut.

Marie Dube

EASTERN DISTRICT — BOB MCNEIL — MGs in the Eastern District have been busy with the following programs: Sandy D'Eugenio, a MG in training, presented a program on herbs at the Salem and Colchester libraries. Bob McNeil presented a program on container gardening in May to members of a New London Adult Education class and repeated it with Nancy Patenaude in July for the New London Senior Citizens. In June, Bob spoke to the East Lyme Garden Club on Organic Gardening. Arlene Hartman and Greg McKenzie did some further pruning of shrubs and now have a fine slide program.

Allen Gauthier supervised an exhibit by MGs at the Hamburg Fair on August 15th & 16th. Master Composters also had an exhibit at the fair. In May they participated in the Farm-City program at

Ocean Beach in New London which was attended by 5000 children over a four day period.

On July 22, three members and spouses were given a tour of Earth-Gro in Lebanon. Considered to be the largest composting company in the country, it demonstrated an amazing process of turning a variety of organic material from towns and businesses throughout the State of CT into finished compost, potting soil, fertilizer and many other products. We saw the process from huge shredders chewing up wood, etc., to aerating it indoors and bagging it for distribution. A second tour with larger attendance is recommended, as they are building a new plant to completely enclose the entire process.

EASTERN DISTRICT — JAN ROBERTSON — BE-

LATED REPORT: The adverse weather of early March cut the attendance to Connecticut Colonial Grafts. Those who attended marveled at Ron Loss's expertise and instruction on grafting and pruning fruit trees. He specializes in antique apple and pear trees, and has spent 20 years searching CT for varieties dating to the 1700's. Some of his semi-dwarf trees have hundreds of scions grafted on one tree, each producing a different apple on each branch. A real conversation piece is a Mountain Ash that produces several kinds of pears from his grafts. We are hoping Ron Loss will grant us another demonstration next year.

We again participated at the New London Flower Show at Ocean Beach Park in March. Many soil kits and "Gardening in CT" were sold, and all enjoyed the show. Meetings continued in April at the Haddam office with a video and discussion on Square Foot Gardening by Bob McNeil. The Brooklyn Meeting in May adjourned quickly in order to tour the gardens at the Historic Roseland Cottage in Woodstock. The next week, a few of us made the 2 hour trip to New Bedford, MA where we treated ourselves to the peak blooming time at Alan Haskell's Nursery. The display gardens, greenhouses and availability of rare plants are truly impressive and well worth the trip.

Our meetings suspended for the summer after our June semi-annual meeting but we have plans set for the fall. September 19th at the Norwich office will feature video tours of our Master Gardens in the area taped by Allen Gauthier of

Ledyard. On October 17th at the Haddam office, we will show off our gardens on this side of the river via slides done by Jan Robertson and will also discuss the regional meeting in October. November 21 will find us at the Brooklyn office where Bob Sherman will share his slides on English gardens and the Chelsea Flower Show.

WANTED: ASSISTANT FOR BROOKLYN MEETINGS, —LIGHT DUTIES — TWICE A YEAR. PLEASE CALL JAN ROBERTSON, 347-4073, for details.

How about a seed exchange column?? I have red & yellow columbine seeds, also maroon Southern Bell Hibiscus (Hardy 10" flowers). I would like seeds for the kudzu vine; "New Look" dusty miller (Has wider leaves) or what do you have. Phone Jan Robertson, 347-4073.

A RECIPE FOR SUCCESS AT U-CONN — SHIRLEY MITSKO

A charitable heart mixed with a keen sense of resource utilization and tipped with a dollop of time management was the recipe that turned heads at U-Conn. The perennial borders on the grounds of the Floriculture Greenhouses at U-Conn are once again blooming and beautiful, thanks to Mark Bridgen and the Master Gardeners.

Mark Bridgen is Associate Professor of Floriculture at U-Conn. While teaching regular classes at U-Conn, he uses the greenhouses and observed the poor condition of the gardens. Although not on the extension staff and therefore not associated with the Master Gardener program, his concern for the neglected gardens prompted him to approach the M.G.'s with an idea. He would teach them during his free time if they would, in turn give their time caring for the gardens. Although this time would not be credited toward their required hours, the MG's accepted the challenge.

A schedule of lectures and labs on all aspects of propagation was set up for each week at the greenhouse. MG's were assigned garden plots in the perennial borders and provided seeds to grow under mist in the greenhouse. Many participants brought in some of their own plants and divided the overgrown perennials for a plant swap. A sense of comradeship developed through adventurous field trips and tours to such places as Garden

in the Woods, Elizabeth Park, Wayne's Organic Farm, Earth Gro, Lockwood Farms, Conn. College Arboretum and Prides Corner. Some trips were really exciting for those who car pooled with Charlotte Hurlbutt when she drove on the wrong side of the road!

The U-Conn garden has been extended, a beautiful new garden shed has arrived and nice plant labels have been ordered. We hope that by fall there will be a new outside faucet for the garden.

A very sincere thank you is extended to Mark Bridgen, whose warm, friendly personality, time, energy and down-to-earth approach has made this a very successful exchange. A special thank you also to Mrs. Bridgen for her time, support and especially those great refreshments.

**AFTER STRATIFICATION AND SCARIFICATION —
CAME HOEING AND MOWING
AFTER CUTTINGS AND BEDDINGS —
CAME WEEDING AND FEEDING
AFTER PRUNING AND GROOMING —
IT ALL CAME UP BLOOMING**

There is something I would like to share with you from the NEW ENGLAND GARDENER. "Speaking of roses, there's a household remedy that's reputed to keep your bushes free of DIPLOCARPON ROSEA, better known as black spot; which appears as a black area with fringed edges on rose leaves and is easily spread in rainy weather. It's usually controlled by chemical fungicides. Now researchers at Cornell University have discovered a more environmentally friendly solution: baking soda. Ongoing tests have shown that a water-based mix of bicarbonate and horticultural oil reduces the severity of black spot and helps to control powdery mildew as well. The recommended dose is three teaspoons of Arm & Hammer baking soda and 2 1/2 tablespoons of a horticultural oil such as Safer Sunspray in a gallon of water. (The oil helps the bicarbonate stick to the leaf surface longer.) Apply when symptoms appear, with follow-up sprays every two weeks."

As editor I wish to thank all who contributed to this newsletter. Next deadline is 15 October 1992 because my knee is finally being operated on the 23 Nov. Write — Marie Adams, 1488 RT 12, Gales Ferry CT 06335 — if you have articles you would like to share with your fellow gardeners.

PRESIDENT: PAUL B. BROWN
VICE PRESIDENT: ROBERT SHERMAN
SECRETARY: CHRISTINE B. KUCKERT
TREASURER: CHARLOTTE HURLBUTT
EDITOR: MARIE A. ADAMS
SPECIAL PROJECTS:
JEANNE R. CHESANOW
GAIL COLLINS



HISTORIAN: MARIE A. ADAMS
DISTRICT COORDINATORS
NORTH:
SOUTH: JESSICA ANN BARTOW
EAST: JANET ROBERTSON
PAST PRESIDENTS:
ROBERT MCNEIL
WENDY DONNELLY

CAEMG NEWSLETTER
VOL. 5, NO. 4, NOV 1992

MEMBERS TO DATE
179 MEMBERS, 48 NEW

MASTER GARDENER-NORTH- A local boy, Oronzo J. Denigris attended New Britain High School and studies civil Engineering at the Hartford State Technical Institute. Born in 1924, Oronzo retired from the State Department of Transportation in 1984 after completing 37 years as an employee of the state.

Oronzo's father had immigrated from Italy but until he arrived in this country, had no interest in gardening. His friends and neighbors taught him the art of growing vegetables naturally.

In 1977, Oronzo's father passed away and with him the knowledge of gardening. Of course he realized he should have paid attention when his father offered to teach him how to grow organically, but it was too late. One day Oronzo read about the Master Gardener Course in the paper and applied. He completed the program in 1990. He believes that he donated about two hundred and fifty hours above and beyond the required sixty hours, answering phones at the West Hartford office.

Oronzo considers completing the Master Gardener Course as the "Best thing I ever did". A single man, Oronzo is liked by everyone, interested in physical fitness, if he is not in his garden, he is most likely to be found at the YMCA. Oronzo is an avid reader and is consulted by many individuals on gardening problems. He always tells everyone that if he doesn't know the answers, he will find them. Oronzo's garden is 40 x 80 feet. He maintains twenty five 55 gallon drums to collect rain water. He donates all extra vegetables to the Friendship House

MASTER GARDENER - SOUTH - Born in Brooklyn, New York, Dr. Jonas Zucker attended the Manhattan High School of Music and Art. Upon graduation and the outbreak of WWII "Doc" joined the United States Air Force. He became an instructor of instrumental flying techniques or "Flying Blind" as it was called in those days. Although assigned to

the West Coast, his teaching assignments to gave him the opportunity to see most of the country.

At the conclusion of hostilities "Doc" wanted to pursue the career of writing music. However, realizing that writing music in the "Real World" is not a lucrative business unless you are lucky in addition to being exceptionally talented, he decided to follow in his father's footsteps and became an optometrist.

After undergraduate work at Hofstra he completed his education at the Pennsylvania College of Optometry. He practiced in Stamford from 1951 to 1986 and then he retired. In 1979, while continuing to pursue his practice, he received his masters in Public Health at Yale.

While attending high school, "Doc" had a garden plot in the Brooklyn Botanic Gardens which started his interest in gardening. He attended the Master Gardener Course in 1987 and consequently worked with the 4-H program. He started a gardening program for special education students in the Elementary as well as the high School. He has been involved with the Coverts Program at Storrs.

Upon retirement "Doc" took advantage of alumni privileges and returned to school. Originally a big band buff, he studies classical music and arrangements for orchestra and chamber groups. He is married to Pearl Zucker and has four children and five grandchildren. They make their home in Fairfield.

MASTER GARDENER- EAST- Upon completion of High School in Kenmore, New York, Maureen Nicholson entered Pratt Institute to study Fashion Design. During her studies she became disenchanted with her choice of careers and transferred to Fordham where she completed her General Studies. From there she attended Cornell where she completed a double major in Horticulture and Landscape architecture. She did Landscape Design in the state of Delaware for one year

and in Raleigh, North Carolina for three years.

Maureen's husband, Jim, was working for the National Health Program and was asked to move to what was then Windham County and join a private practice in family medicine. With two children, a daughter, Sheileen, age seven, and a son, Charlie, age three. Maureen does not have the time for a full time career at present, but she does independent contracting when she has time.

Maureen is involved with the P.T.A., Pomfret Gardeners, and the Woodstock Garden Club. She recently helped to organize the Childrens Garden at the Pomfret Community school, which encompasses grades K. thru eight. Maureen not only enjoyed the Master Gardener program, but said she was "extremely impressed".

Maureen and her family make their home in Pomfret Center.

The three biographies above were written by our President Paul Brown.

NEW 1992 MASTER GARDENERS-SOUTH-Marie Dube wishes to congratulate the twenty five MG's who have completed their inservice training and have helped by answering the phone all summer. They are Louise Austin, Hal Bloomberg, Ann Bowden, Aubrey DeWolfe, Max Durrschmidt, Lenore Fiedler, Linda Giles, George Gorup, Bernadette Hanford, Cindy Hunt, Penny King, Loretta Lyall, Henry Marshall, Ingrid McCauley, Art Miller, Joan Rothfuss, Bob Sadler, Ellen Shephard, Sarah Sigmund, Ellen Speirs, Frances Stodolink, Nancy Vreugde, Lillian Weaver, Lydia Wallis, and Tracee Wells. We could not have done it without you. A MILLION THANKS.

NEW 1992 MASTER GARDENERS-EAST- Paul Stake informs us that the following have completed all aspects of their training. They are Lizabeth Ahern, John Apple, Susan Arms, Harriet Boedecker, Mildred Borden, Patricia Britt, Eric Carlson, Diane Caron, Joseph Catania, Virginia Carija, Gerald Chadwick, Patrick Crotty, Dorothy Damiecki, Sally Edmonstone, Heather Florence, Helen Giordano, Leonora Gwyer, David McKain, Solomon Miller, Therese Natoli, Janet Settje, Kenneth Burrows, Alexander Shuleshko, Marsha Thompson, Leslie Weber, Shery Wojtulewicz, Carol Blatt, Sandra D'Eugenio, Paul Doran, Melissa Gibson, Scott Hanson, Cynthia Jensen, Pamela King, Elaine Siena, Eugene Smith, Elaine Sych-

Nielsen, Louise Vichas, Joan Walker, and Susan Wickland.

As yet we haven't heard from the Northern District. The GAEMG wishes to congratulate all of you, and hope you will join our organization to share the fun and the work.

NORTHEAST MASTER GARDENER CONFERENCE — So sorry we were not able to get the information to you about the MG Conference at Rutgers. The information did not come until a week after we went to press. This year, instead of twenty-two, we only had six from Connecticut. Those of us who went had a great time and learned a great deal of valuable information which we will share with you as time passes..

Jan Robertson reports on Jeff Ball, our Key-note Speaker, who inspired us with his talk "A New way of Looking at Pest Control". Stressed plants try to survive by producing more sugar which is attractive to bugs. Eliminating the stress on your plants is the first defense against bugs. An ecological mix in the landscape using inter-planting, encouraging beneficial insects and birds plus traps and barrier controls are also part of the solution. He pointed out that seventy percent of garden products are bought by non-gardeners (Yardeners) and seventy percent of books and information are sold to gardeners. Therefore, it is his and our challenge to educate the Yardeners.

Our speaker at the Friday night banquet was Adelma Grenier Simmons. We, who live in Connecticut have long known Adelma and love her. She was her usual vivacious self, which is hard to believe, as she spoke of buying the farm that became Caprilands in 1929 when she was first married. Marie Adams

The holiday wreath craft workshop by Nancy Seitz utilized a Hillman Wreath frame to which we attached oak leaves, wheat, and dried grasses. We learned to make a beautiful bow to top it off. Now I have a lovely wreath for Fall and Thanksgiving that I never would have had time to make at home. The special frame came with instructions and ideas for reusing it for Christmas and other holidays. Jan Robertson

PEST RESISTANT LANDSCAPING— When selecting plants for your home landscaping needs, try to choose those adapted to your area to minimize insect problems. Start by reading a copy of your Cooperative Extension's literature on pest resis-

tant plants for guidance before purchasing . Also consider the plant's natural environment and growing conditions. For example, the natural environment for dogwoods is in the woods — Don't expect dogwoods planted in a stressful sunny location to be as resistant to disease. Understanding the needs of new plantings before purchasing them will provide you with healthy growth at a lower cost.

Azaleas have fewer lace bug problems if planted in partial shade than if grown in full sun - try a pest resistant cultivar, such a "pink gumbo". If you desire a stately tree, choose the Asiatic Elm to avoid the beetle spread Dutch Elm Disease. Simply by transplanting a plant from a sunny to a partially shady location can resolve some of your insect problems. Thanks to Valerie Stager-Southern District

LANDSCAPE DESIGN IN YOUR GARDEN— REPORTED BY Jan Robertson — was the theme of the lecture by Dr. Bruce Hamilton from the Department of Landscape architecture at Cook College (Rutgers) . His series of slides, as he explained the principles of design shown, helped us see the errors of our (my) ways. Simplicity for those who must have one of everything must sometimes be accomplished with an ax. He advises these addicts to buy three of everything - then you will run out of room faster. Colors with blended variations and textures should be repeated. Form, balance, and scale were all considered. Sequence and focal points were emphasized, cautioning that too many focal points are distracting. Use focal points to emphasize the path to the door and entryway, not to garage doors or windows. The path should be four to five feet wide, enough for two people, with a wider landing area. Guess I have to enlarge my path again .

TURF DISEASE, IDENTIFICATION AND CONTROL, by Bruce Clarke gave tips on diagnosing turf diseases in the field without a microscope. He concentrated on a few common diseases for each temperature range. For example, in cool weather you can have snow molds or leaf spots. The diagnostic evidence for grey snow mold is raisin-like sclerotic structures, but for leaf spots you would have a roundish spot with a bleached center and red ring. He also gave diagnostic clues for warm weather diseases and hot weather diseases. Dollar spot is the most common disease on turf in the home

landscape, It never shows up before Memorial Day because it likes night time temperatures in the 50's and 60's. It can be easily controlled by dethatching. This excellent lecturer was very organized and gave a lot of very helpful information to identify specific diseases. Reported by Marie Dube.

PONDS, WATERFALLS AND FOUNTAINS, given by John Meeks, Landscape Architect, and Owner of Waterford Gardens in New Jersey. — One of the most important areas in a landscape is a water spot. Water is used as a reflecting, cooling and soothing element. Water gardens may be tubs, small or large ponds and water falls. In commercial property, water is used in ponds as cooling agent in air conditioning, and as noise diversion agent in busy traffic. Retention ponds are used for parking lot run off. Plants used in water scapes are water lilies, perennial and tropical lotus, variegated cat tails, iris, water hyacinth, water poppy and forget me nots. Mister Meeks showed slides on various construction techniques of ponds and waterfalls. Ponds must be built on higher ground, and must have good run off. They need five to six hours of full sun. Ponds must be at least three feet deep in one spot. They must use a liner, good packing material, and a good solid ledge to keep cats and raccoons out. There should be a pump on at all times to aerate the pond. Ponds may be any size you want and are able to manage. Reported by Emily KostECKI from the Southern District

There are many other reports but I am running out of room so we will report on them next time.

Many of you wanted the recipe for the rhubarb punch we had at our summer meeting. Charlotte Hurlbutt has kindly written it out for us. —Cut into small pieces twelve to fifteen stalks of rhubarb and put into the pot. Cover with water and bring almost to a boil, turn off the heat. Cover and let stand for two hours. Strain and put juice back on to simmer, add sugar to your taste. Add juice of six oranges and six lemons. Refrigerate when ready to serve pour into punch bowl and add one quart of ginger ale and garnish with stewed strawberries.

Marie Dube reports from the Southern District that this summer, MG Thomas Hamed volunteered

with the CAPS Program, Cooperative Agricultural Pest Survey. He took weekly samplings of insects in an alfalfa field, using a sweep net. On June tenth he captured the first of the season occurrence of potato leafhopper in Connecticut. This information was relayed to a national agricultural pest

data base and posted on an electronic mail system by Donna Ellis, State Survey Coordinator. In checking the sample insects they also found an "exotic" lady beetle, a beneficial insect, that had been introduced in the Northeast over the last five years or so. Congratulations Tom, and Thank you.

CONNECTICUT ASSOCIATION OF
EXTENSION MASTER GARDENERS

MEMBERSHIP APPLICATION FOR 1993

(Dues are \$5.00/year. Dues paid during Fall of 1992 will be valid through December 1993.)

YES, I am a fully certified Master Gardener and I want to be a part of the CAEMG. I am (a.) renewing my membership OR (b.) a new member.

Name _____ Year completed _____

Address _____

Phone _____ Extension Office District _____

INTERESTS

Circle 10 (or less) items of your highest interest.

Annual Flowers	Fundraising for CAEMG	Photography
Beekeeping	Garden Design	Plant Disease
Birds	Greenhouses	Plant Propagation
Bonsai	Handicap Gardening	Plant Therapy
Butterfly Gardening	Herbs	Rock Gardens
Cactus	Historic Gardens	Seed Saving
Children's Gardens	House Plants	Seedlings
Community Projects	Integrated Pest Management	Senior Programs
Compost	Landscaping	Shade Gardening
Computers in Gardening	Lawns	Slides
Container Gardening	Native Plants	Vegetable Growing
Drying Flowers	Orchids	Water Gardens
Educational	Organic Gardening	Wild Flowers
Flower Arranging	Perennials	Woody Ornamentals
Fruit Growing		Writing

Indicate below those subjects you are willing to teach:

ALSO, please list any Affiliations you would like listed in the CAEMG Directory (for example: Conn. Horticultural Society, NOFA, Arboretum, Local Garden Club).

Please mail to
Charlotte M. Hurlbutt
11 Johnson Court
Waterford, CT 06385

Beware of berries and plants that are poisonous

By SANDY MILLS

Who can explain why some berries are tasty and others are poisonous? Or, why some parts of the same plant are edible (such as rhubarb stalks) and other parts are poisonous (such as rhubarb leaves)? It's especially difficult to answer these questions for inquisitive children who may want to experiment firsthand by putting berries and other plants in their mouths.

Relatively small amounts of potentially toxic plants can cause severe vomiting, diarrhea, convulsions, coma or even fatal consequences in small children. The berries, seeds and bulbs of plants are known to contain concentrated amounts of toxins, although leaves and other parts can also be toxic. Identify the plants in your yard and be aware of those with poisonous properties. Here are some of the most common poisonous berries and plants.

■ **Yard shrubs** — Yew: All parts are toxic including its red

berries with black seeds. Privet: Leaves and purplish berries are toxic. Box shrub foliage is toxic.

■ **Flowering shrubs** — Rhododendron, azalea, laurel (all parts). Also, wisteria seeds and pods; golden chain seeds.

■ **Holiday favorites** — Holly leaves and berries are toxic; mistletoe white

berries are particularly toxic and readily fall off when dry; poinsettia leaves; Jerusalem cherry.

■ **Dried decorative** — Bittersweet: This wild or cultivated vine with orange-red berries is frequently used in arrangements around the home. (One that's not poisonous and bears similarly decorative red berries is the Pyracantha bush.)

■ **Bulb flowers** — Daffodil or narcissus (all parts); Lily of Valley, all parts including flowers and reddish berries.

■ **Found in woods** — Jack in

Pulpit: all parts including red fruits conspicuous in fall. Poke-weed or Ink berries: Perennial weed with clusters of green berries which turn reddish purple or almost black. Also bearing purplish berries and poisonous are the Black Nightshade and Deadly Nightshade. Baneberry red berries on terminal stalk. Jimson weed (Thorn Apple). May apple. Moonseed berries which resemble wild grapes. Daphne: One of most toxic, this weed bears fragrant lilac pink flowers in clusters along branches in spring and later, red berries (yellow to orange in summer).

■ **Indoor plants** — Philodendron; dieffenbachia; caladium. Also, sprouts on potatoes.

■ **Other** — Rosary or precatory pea: shiny red and black seed; and Castor bean: though less common both are extremely toxic.

If your child ingests a potentially poisonous plant, call your hospital poison control center or doctor immediately. Or, call the University of Connecticut Poison Control Center (Emergencies: 800-343-2722; Non-emergency: 679-4039). You may be asked to induce vomiting or to dilute the material with dry crackers, bread or even ice cream. Have emergency numbers on hand; have ipecac or another emetic agent recommended by your doctor available. Teach children not to put any unknown plant substance in their mouths.

Exhibits at Hamburg Fair

Master gardeners and master composters with the UConn Cooperative Extension System will have exhibits and demonstration Saturday and Sunday in the afternoon at the Hamburg Fair. We will be glad to answer any questions you may have.

Sandy Mills of Norwalk is master gardener in training with the University of Connecticut Cooperative Extension System.

Some gardening chores you can do during fall

By JAN ROBERTSON

Just when you thought it was safe to come in from the garden fall chores

Fall is the best time for many garden chores that are often left until spring. Get your soil tested now. It takes most of a season for the soil to assimilate lime and other nutrients; fall application means the soil will be ready to feed your plants when spring arrives.

The warm days and cool nights of early fall create nearly perfect growing conditions for repairing your lawn or starting a new one. Check for the new grass seeds that have been developed to grow slower, are drought resistant, repel insects and require less fertilizer.

Spring-flowering bulbs which are planted in the fall can still be planted until the ground freezes but get the smaller ones in soon; they are more likely to dry out and don't like to be out of the soil for long.

If you have wildlife in your neighborhood choose a bulb booster to feed your bulbs instead of bone meal which will draw skunks that will dig after the scent. Work the bulb booster into the soil in the bottom of the hole which should be the depth recommended on the package, generally 4 times the size of the bulb from the bottom of the hole.

Perennials can still be divided and replanted with some compost. Water all newly planted shrubs and trees, roses and perennials if the weather is dry. Finish lifting gladiolus corms, cannas and tuberous begonias. Cut back the perennials when foliage dies back.

The secret to an early start next year in the vegetable garden is also begun in the fall. Clear out all spent vegetable matter to the compost except for any that might be diseased which should be bagged and

trashed. Work in any finished compost you have left and add any nutrients lacking that your soil test reveals.

Plant winter rye in your dormant garden to give the ground a nitrogen boost. The whole garden needn't be dormant; carrots and parsnips can winter in the ground with a foot of straw mulch. Garlic is best planted in the fall and spinach can be sown over the plot that was newly re-dug when digging up the last of the potatoes. The cold frame is also a good spot for spinach if it's not full of pots of bulbs to be forced for winter color.

Put a notepad and pencil in your pocket and while you're doing that important job of fall cleanup that will deter insects and disease problems make notes on what worked or didn't and why. Note where you want to rotate your crops and where the perfect spot would be for that new perennial you always wanted.

When all is done lay some wood in the fireplace so when the snow flies and the seed catalogues arrive you can relax in front of a cozy fire with your notes and dream about next year's garden.

Jan Robertson of Middletown is a master gardener with the University of Connecticut Cooperative Extension System.

Soil test kits are available from your Extension System Office for \$2 (2.75 if mailed.) Call Norwich (887-1608) or Haddam (346-4511).

FOOD SHARE / FOOD SALVAGE

As a Master Gardener, your carefully acquired skills have doubtless produced many overflowing harvests of vegetables that you had to struggle to provide a home for. Or maybe you have an orchard; or know someone who does, and can't dispose of all the fruit. You may also have wondered what happens to all the produce at large markets that can't be sold before it goes bad.

The answer to all these situations is a program called Food Share / Food Salvage. In Hartford, Food Share has been collecting surpluses from farmers, gardeners and community gardens and distributing it to needy people through soup kitchens, emergency shelters and food pantries in Hartford and Tolland counties. In the Guilford / Madison area an Interfaith Food Salvage Program operated through the Peace and Justice Center at St. George Church in Guilford has been collecting unuseable produce from area merchants, growing its own vegetables and coordinating donations from local gardeners and growers for distribution to soup kitchens and needy individuals in the New Haven area.

These projects are filling a great need in today's hard economic times. Poverty is no longer confined to the inner city. Increasing numbers of Suburbanites are also coming to rely on help in feeding their families. As Master Gardeners you can make a vital contribution to this effort. Why not set up a Food Share / Food Salvage operation in your area? You can take the lead in initiating this important work. Food Share / Food Salvage requires a few dedicated people to organize pick ups and deliveries, to sort through unsaleable produce from stores, and to encourage gardeners not only to donate their surplus, but to plant extra for use by grateful agencies that help the needy. Why not put your organizational skills and gardening talent to good use in helping to solve an important problem. You will be amply rewarded by the satisfaction you receive.

For further information, please contact:

Henry Ferris
31 Rockledge Drive
Madison, CT 06443

Phone: 203-245-4397

ANNOUNCING 1st ANNUAL
GARDEN SYMPOSIUM

MARCH 6th 1993

KEYNOTE SPEAKER
MARK BRIDGEN, PHD

CLASSES PRESENTED BY
MASTER GARDENERS

OPEN TO THE PUBLIC -
INVITE A GUEST

SPEAKERS AND VOLUNTEERS
NEEDED - SIGN UP NOW

LOOK FOR REGISTRATION FORMS
IN JANUARY AT YOUR EXTENSION
OFFICE, GARDEN CENTER AND LIBRARIES

CALL JAN ROBERTSON
347-4073

ACTIVITIES CALENDAR

- 14 November 1992 Comstock, Ferry at 10:30 will have Glenn dreyer speak on Connecticut's notable trees
- 21 November 1992 Eastern Meeting at Brooklyn at 10:00 Bob Sherman will show us slides of their trip to England and the gardens.
- 28 November 1992 Comstock, Ferry at 10:30 will have Stan Abramowitz speak on the secrets of attracting our wild friends the birds.
- 5 December 1992 ANNUAL MEETING-Pot Luck-Good food-Good Friends-Good speaker. Call 789-7865 For information.
- 16 January 1993 Eastern Meeting at norwich 10:00
- 20 February 1993 Eastern Meeting at Haddam 10:00
- 25-28 Feb. 1993 Hartford Flower Show "Magic and Merriment"
- 27 February 1993 NOFA all day seminar for landscapers
- 28 February 1993 NOFA all day seminar "Grow organic food"
- 13-21 March 1993 New York Flower show "Gardens for our future"
- 20 March 1993 Connecticut Horticultural Soc. is planning a Garden Symposium at the Keeney Memorial Center, 200 Main street Wethersfield.
- April Earth Day-Lets plan ahead
- 11-13 June 1993 Connecticut Special Olympics will be in New London We have been asked to have a display.
- 13 June 1993 8th Annual Wildflower Festival, Ct. State museum of Natural History at Stoops.
- 11-16 Aug. 1993 MG International Conference, san Antonio TX 512-228-0417
- July 1995 MG International Conference sashatoon, Saskalchewan.

Fall Foliage

The fall color of trees and shrubs is greatly influenced by weather. Though genetics plays a great part, the blazing scarlet and yellow foliage colors are the result of sunny days, cool nights, light rainfall and the delay of heavy frost.

Leaves are green due to chlorophyll. This highly complex material allows the plant to manufacture food in the presence of heat and light.

There are two general groups of coloring pigments present in the leaf. These are carotins (yellow-coloring pigments) and anthocyanins (red-coloring pigments). Some plants also have tannins present which provide the russet and brown colors. Carotin, the basic pigment of leaves, is masked all summer long by the presence of green chlorophyll. When the plant's chlorophyll production stops in the fall, the yellow pigment becomes evident. Anthocyanins result from an accumulation of sugars and tannins in the leaf. The red shades are produced by sugar generated on bright sunny days and trapped in the leaf tissue during cool nights. Red pigments are water soluble, so a rain can wash out the red colors, leaving behind the yellows and browns.

The development of a tree's fall color is a slow process that is destroyed by early, heavy frosts. (from Inside/Outside, Sept. 11, 1992, University of Nebraska).

Trees for Red Fall Color:

- Red Maple - *Acer rubrum*
- Sugar Maple - *A. saccharum*
- Sweet Gum - *Liquidambar styraciflua*
- Pin Oak - *Quercus palustris*
- Sourwood - *Oxydendrum arboreum*

Trees for Yellow Fall Color:

- Norway Maple - *A. platanoides*
- Birch species - *Betula* sp.
- Green Ash - *Fraxinus pennsylvanica lanceolata*
- Redbud - *Cercis canadensis*
- Beech species - *Fagus* sp.

This article is from the the URI Cooperative Extension

"Center Mini Gazette" Published by Education Center.




The Nominating Committee consisting of Christine B. Kuckert, Raymond G. Corsini and Eleanor S. Hylinski, Chaired by Chris. has come up with a slate of officers for us to vote on at the Annual Meeting on December 5, 1992. Nominations will be accepted from the floor.

President	Robert Sherman
Vice-President	Isabelle T. Bulger
Treasurer	Charlotte M. Hurlbutt
Secretary	Jean W. Buck

Because any group you belong to is much more fun if you get involved, we have decided to list all the positions available, and needed to run our organization. If you have any interest in joining our fun circle please let Bob Sherman know.

- | | |
|-------------------------------------|--------------|
| Nominating Committee | 1. North |
| | 2. South |
| | 3. Eastern |
| Publications Committee | |
| | Editor |
| | Asst. Editor |
| | Helpers |
| | 1. |
| | 2. |
| | 3. |
| Public Relations Committee--North | |
| | South |
| | Eastern |
| Program Committee | |
| | North |
| | South |
| | Eastern |
| Finance Committee | |
| | North |
| | South |
| | Eastern |
| Community Outreach Committee--North | |
| | South |
| | Eastern |
| Auditing Committee | |
| | North |
| | South |
| | Eastern |
| Southern District Coordinator-- | |
| New Haven_Coordinator | |
| Fairfield--Coordinator | |
| Northern District Coordinator -- | |
| Hartford--Coordinator | |
| Tolland--Coordinator | |
| litchfield--Coordinator | |
| Eastern District Coordinator-- | |
| Middlesex--Coordinator | |
| New London--Coorcinator | |
| Windham--Coordinator | |
| Historian | Education |
| Special Projects | Publicity |



Emid Sherman
Robert Sherman
15 Fire Tower Road
Killingworth, CT 06417

Non-Profit Organization
U.S. POSTAGE
PAID
Norwich, Conn.
Permit No. 13

New London County
Agricultural Extension Council, Inc.
562 New London Turnpike
Norwich, CT 06360

ANNUAL MEETING 5 December 1992
POT LUCK 12:00 Noon

C.E.S. Office
43 Marne Street
Hamden CT

Phone 789-7865 For directions

Directions from Merrit Parkway, exit 60,
South 1 1/2 miles to Treadwell, left one block,
left and your on Marne

Directions from 91, take Willow Street Exit,
Right at light, go to end of road, Thats Whitney,
go right, a couple of miles till you come to a
cemetary, left, its Treadwell Street, go to end.
then right one block, then right, your on Marne
Its a long building-at end-Blue Sign.

*What was I
supposed to do on
December 5th?*

